





























Healt code (helcod)







































File: HLTHSEC6B

Overview

Type: Discrete Valid cases: 71
Format: character Invalid: 0
Width: 8

CATEGORIES

Value	Category	Cases
21520001	1	 1.4%
21520002	1	 1.4%
21520003	1	 1.4%
21520004	1	 1.4%
21520005	1	 1.4%
21520006	1	 1.4%
21520007	1	 1.4%
21520008	1	 1.4%
21520009	1	 1.4%
21520010	1	 1.4%
21520011	1	 1.4%
21520012	1	 1.4%
21520013	1	 1.4%
21520014	1	 1.4%
21520015	1	 1.4%
21520016	1	 1.4%
21520017	1	 1.4%
21520018	1	 1.4%
21520019	1	 1.4%
21520020	1	 1.4%
21520021	1	 1.4%
21520022	1	 1.4%
21520023	1	 1.4%
21520024	1	 1.4%
21520025	1	 1.4%
21520026	1	 1.4%
21520027	1	 1.4%
21520028	1	 1.4%

21520029	1		1.4%
21520030	1		1.4%
31010051	1		1.4%
31010052	1		1.4%
31010054	1		1.4%
31010056	1		1.4%
31010057	1		1.4%
31010058	1		1.4%
31010059	1		1.4%
31010060	1		1.4%
31010061	1		1.4%
31010062	1		1.4%
31010064	1		1.4%
31010065	1		1.4%
31010067	1		1.4%
31010068	1		1.4%
31010069	1		1.4%
31010070	1		1.4%
31010071	1		1.4%
31010073	1		1.4%
31010079	1		1.4%
31020050	1		1.4%
31020056	1		1.4%
31020063	1		1.4%
31020066	1		1.4%
31020072	1		1.4%
31020074	1		1.4%
41220031	1		1.4%
41220034	1		1.4%
41220035	1		1.4%
41220036	1		1.4%
41220037	1		1.4%
41220039	1		1.4%
41220044	1		1.4%
41220046	1		1.4%
41230031	1		1.4%
41230032	1		1.4%
41230033	1		1.4%

41230038	1		1.4%
41230040	1		1.4%
41230042	1		1.4%
41230043	1		1.4%
41230047	1		1.4%

Warning: these figures indicate the number of cases found in the data file. They cannot be interpreted as summary statistics of the population of interest.