



# UGANDA BUREAU OF STATISTICS



NATIONAL HEROES DAY CELEBRATIONS, TUESDAY, JUNE 09, 2020

## NATIONAL THEME:

**Celebrating a memorable day as we reflect on the selflessness of the Heroes / Heroines who put nation above all else.**



**Celebrating the Contribution of the National Heroes  
through Statistics**

## **UBOS CELEBRATES THE SELFLESSNESS OF THE UGANDAN HEROES**

“The National Heroes day is celebrated annually every June 09 to commemorate the sacrifice of selfless Ugandans that launched a struggle to liberate the country from a spell of tyranny and bad governance. Their effort resulted into a successful five (05) guerrilla peoples’ struggle that set a tone of recovery in all sectors defining an era of steady progress to date”

***It is therefore our pleasure to share with you the selected statistical indicators across sectors highlighting the nation’s growth development spearheaded by the selfless service and vision of the national Heroes.***



**H.E Yoweri Kaguta Museveni  
President of the Republic of Uganda**

### **Congratulatory message**

The Board of Directors, Management and Staff of the Uganda Bureau of Statistics congratulate His Excellency the President of the Republic of Uganda Yoweri Kaguta Museveni, the Heroes of Uganda, the people of Uganda and the entire officers and men of the military fraternity on this occasion of commemorating the national Heroes day.

As we join the rest of the country in this ‘scientific’ commemoration, we take the honour to remember and salute the selfless efforts of the national Heroes who bore a long term vision and put their lives on the line to liberate the country from tyranny. In memory of their selfless national sacrifice, we commit ourselves to continuously deliver on our mandate of producing and disseminating quality official statistics for national development to sustain the gains of the journey to which they laid a firm foundation.



**Robin Kibuka (PhD)  
UBOS, Board Chairman**

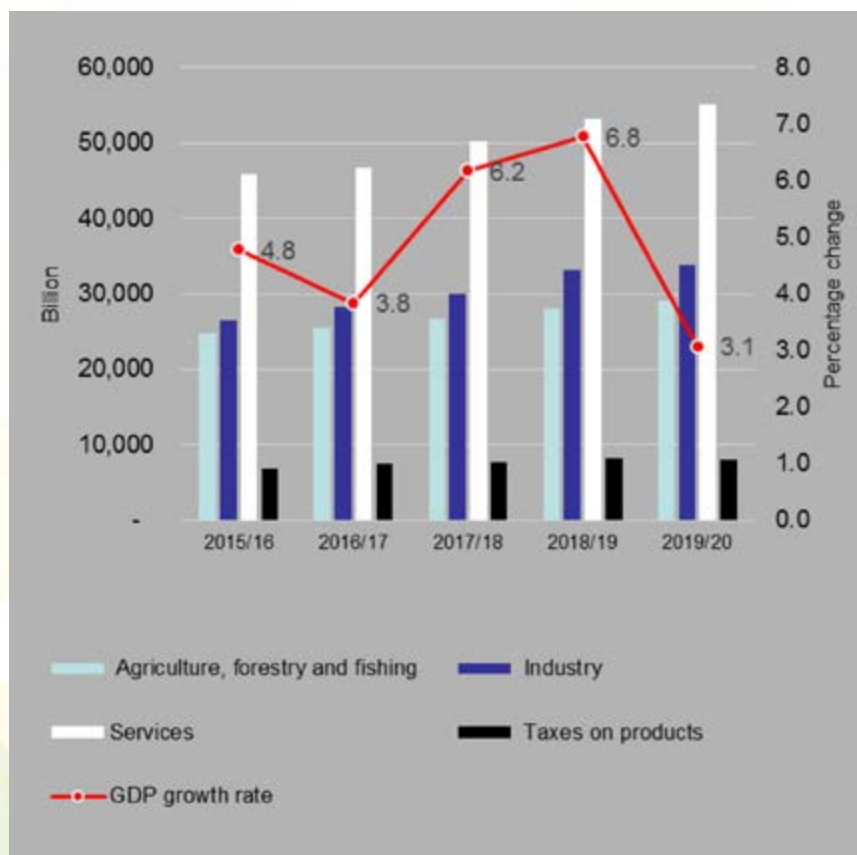


**Chris N. Mukiza (PhD)  
Executive Director**

**Long live Your Excellency, Long live the national spirit of the Heroes of Uganda!**

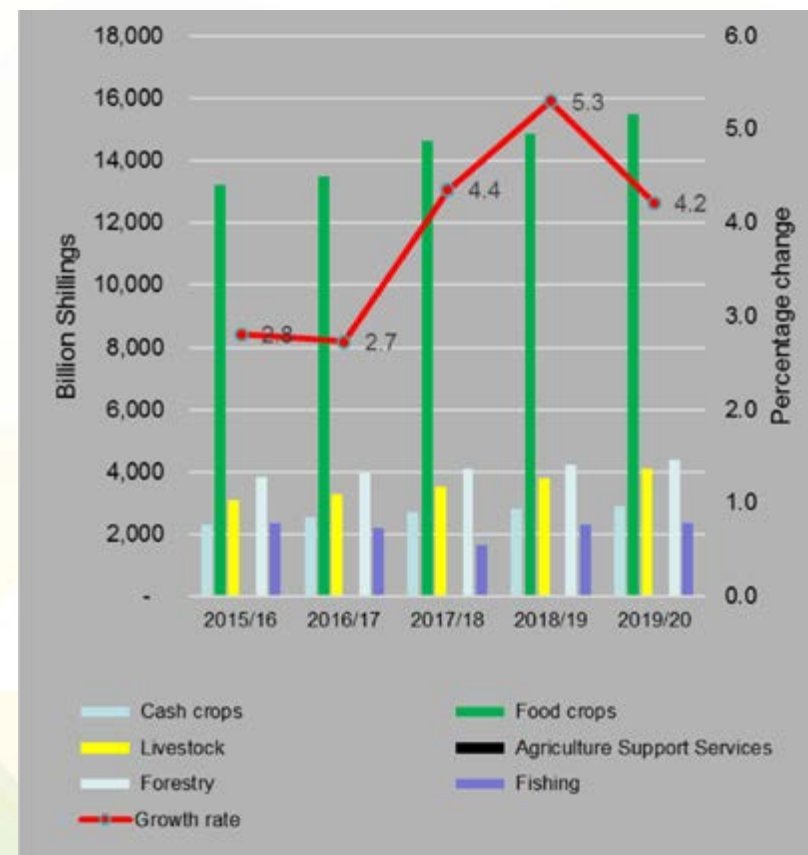
## THE PERFORMANCE OF THE MAJOR SECTORS OF THE ECONOMY

- The performance of sectors of the economy has blossomed over the years since 1986. However, in particular to the financial year 2019/2020 and due to the effect(s) of the corona virus pandemic the performance has been much slower compared to the previous financial year.
- The preliminary estimates of Gross Domestic Product (GDP) during the Fiscal Year (FY) 2019/2020 indicate that the economy grew by 3.1% compared to 6.8% in 2018/19
- However, in real terms, the size of the economy has increased to UGX 126,258 Billion in 2019/2020 from UGX 122,494 Billion in 2018/19.



## AGRICULTURE, FORESTRY AND FISHERIES

- The gross valued added for Agriculture, Forestry and Fishing activities grew by 4.2% in 2019/2020 compared to 5.3% in 2018/19.
- The performance in Agricultural activities is largely attributed to the good performance in Food crop growing activities which registered a growth of 4.3% in 2019/2020 compared to 1.5% in 2018/19. Livestock activities grew by 7.7% in 2019/2020 compared to 7.3% in 2018/19.
- However, fishing activities registered a slower growth of 1.6% in 2019/2020 compared to 41.4% recorded in the previous FY, partly contributing to the slower growth in the Agriculture sector during the FY 2019/2020.



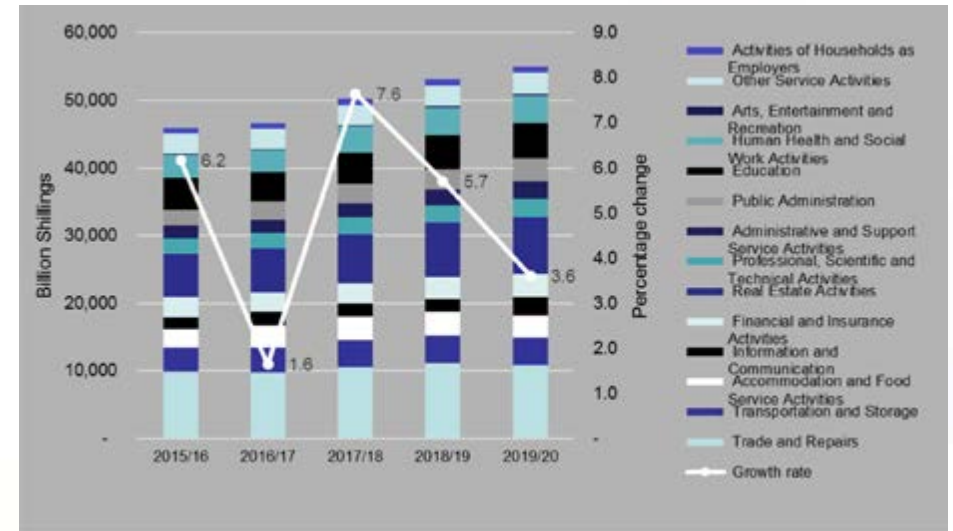
## INDUSTRY

- The overall industry sector registered a slowdown in growth by 2.3% in 2019/2020 compared to 10.1% in 2018/19.
- The slower growth in the sector is mainly attributed to the poor performance in Manufacturing activities (1.4% in 2019/2020 compared to 7.8% in 2018/19), Mining & Quarrying activities declined by 2.8% in 2019/2020 from 33.4% in 2018/19. Construction activities also registered a slowdown growth of 5.4% in 2019/2020 compared to 14.2% in 2018/19.



## SERVICES

- The services sector registered a slower growth of 3.6% in 2019/2020 compared to the 5.7% in 2018/19.
- In the services sector, Information and Communication (ICT) activities grew by 34.3% in 2019/2020 compared to a lowly 0.6% in 2018/19. Public Administration grew by 13.0% in 2019/2020 compared to a 3.2% growth in 2018/19. Professional, Scientific and Technical activities grew by 4.4% in 2019/2020 compared to 2.9% in 2018/19.



Source: UBOS Periodical Releases on Economic Performance, June 2020

## INTERNET USAGE

- The use of Internet resources to enhance productivity has gained even more importance in this corona virus era.
- As of 2017, the total number of fixed Internet subscribers increased by 13.3% from the number registered in 2016.
- Over the same period, there was a 22.9% decrease in mobile wireless Internet subscriptions from the 79.9% increase in 2016.



## Internet Subscriptions, 2013 - 2017

Users & Subscribers	2013	2014	2015	2016	2017
Fixed Internet subscribers	100,900	113,400	130,200	148,000	167,700
Annual percentage change	5.1	12.4	14.8	13.7	13.3
Mobile wireless internet subscriptions	3,625,559	5,694,930	7,349,540	13,000,000	10,028,847
Annual percentage change	34.6	57.1	29.1	76.9	-22.9
Estimated internet users ('000s)	7,314	10,813	13,842	19,000	18,825
Annual percentage change	18	47.8	28	37.3	-1
Internet penetration	20.7	29.5	39.7	51.9	49.9

## MOBILE MONEY TRANSACTIONS

- The total number of mobile money registered customers increased by 8% from 21,580 million in 2016 to 23,362 million in 2017.
- The value of transactions increased by 37% from UGX 4,791 billion in 2016 to UGX 6,583 billion in 2017.

## Mobile Money Transactions, 2013 – 2017

Subscribers	2013	2014	2015	2016	2017
Mobile money registered customers ('000s)	14,243	18,529	21,102	21,580	23,362
Transactions (number '000s)	207,098	496,269	200,057	291,000	120,699
Transactions (value in UGX billion)	18,982.50	24,053.90	9,391	4,791	6,583

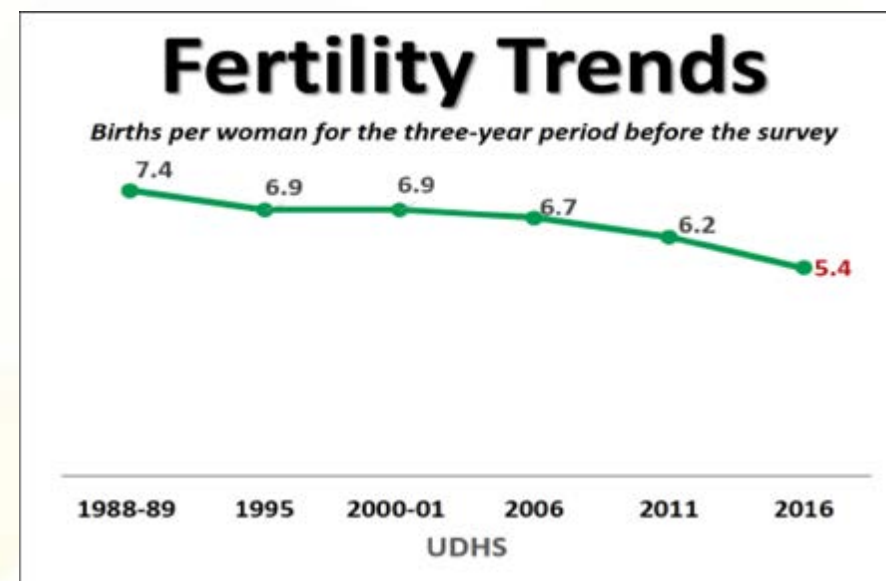
Source: UBOS Statistical Abstract, 2018

## THE NATIONAL POPULATION DYNAMICS

- In 1986, Uganda's total population stood at approximately 15 million people.
- In 2020, Uganda's total population is projected to grow to about 41.6 million people (51% female and 49% male). Wakiso district is the most populated with a projected population of 2,915,200 million people followed by Kampala with 1,680,600 persons. Kalangala district has the least population (projected at 67,200 persons in 2020).

Source: UBOS Censuses and Population Projections Reports 1969 - 2020

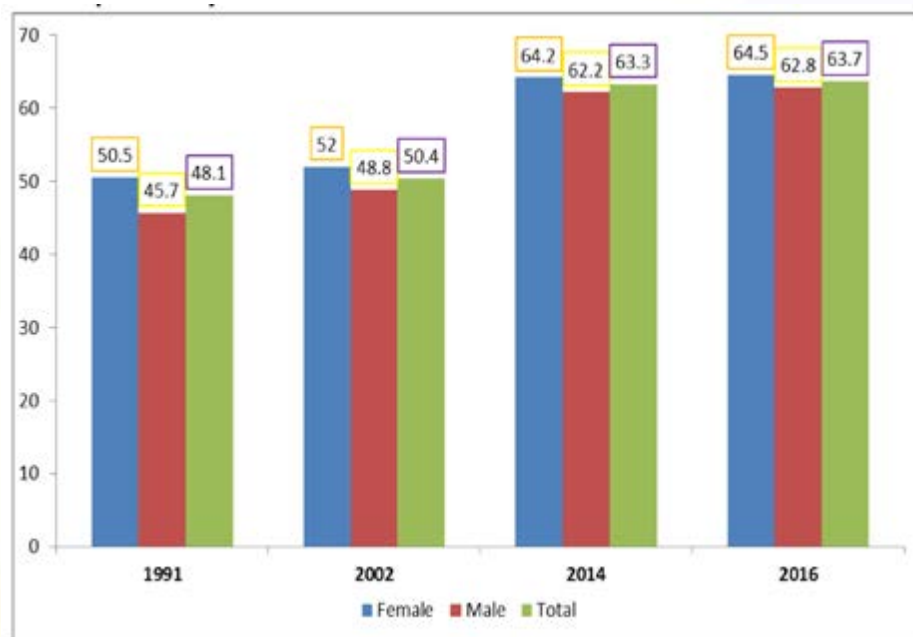
- In 1986, the Total Fertility Rate was seven children per woman.
- The Total Fertility Rate has since declined to approximately five children per woman now.



Source: Uganda Demographic and Health Survey (UDHS) Report, 2016

- Life Expectancy at Birth was approximately 47 years in 1986
- The Life Expectancy at Birth has since improved to 63.7 years. This was also an increase from 50.4 years in 2002.
- The women now have a longer life expectancy (64.5 years compared to 52.0 years in 2002).
- The men on the other hand have a life expectancy of 62.8 years compared to 48.8 years in 2002.

### Life expectancy at birth, 1991-2016



Source: Uganda Demographic and Health Survey (UDHS) Report, 2016

### POLITICAL PARTICIPATION

*In Uganda, to be eligible to vote in an election or referendum, one must be a citizen, aged 18 years or older and duly registered as a voter.*

- Overall, 83% of persons aged 18 years and above at the time of elections voted in the most recent (2016) Presidential and Parliamentary Polls.
- 76% of the eligible voter nationals voted in the LC V elections while 73% voted in the LC III elections in the 2016 round.
- A higher proportion of males (86%) compared to females (80%) voted in the 2016 Presidential and Parliamentary elections.
- A higher proportion (85%) of persons in rural areas compared to 76% of their urban counterparts voted in the 2016 Presidential and Parliamentary elections.

### Voting patterns in Uganda (%)

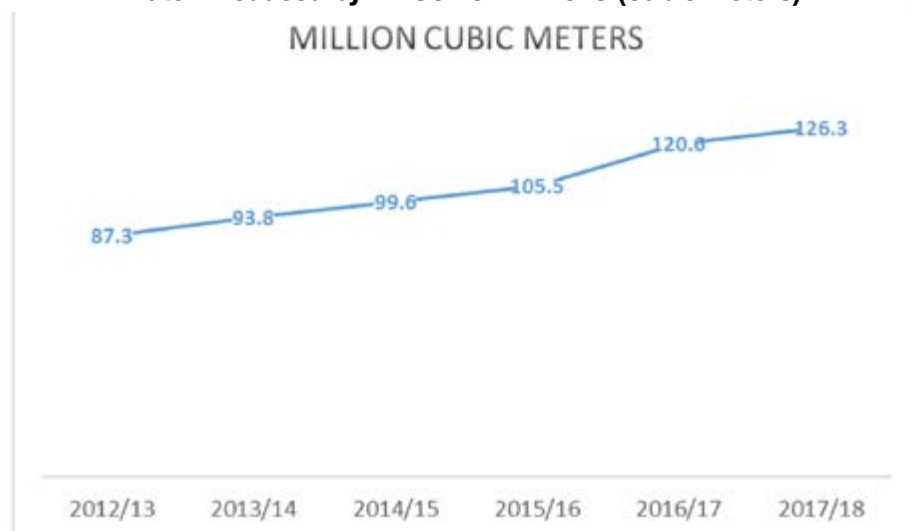
Description	2011			2016		
	Presidential/ parliamentary	LCV/ District/ City	Voted in all	Presidential/ Parliamentary	LCV/ District/ City	Voted in all
<b>By sex</b>						
Male	83.5	79.1	74.4	86.2	80.1	74.4
Female	77	71.4	67	79.5	72.2	67.1
<b>By Residence</b>						
Urban	72.7	65.9	61	76.2	69.1	61
Rural	82	77.5	74	85.1	78.5	74.1
<b>By Education</b>						
None	87	82.5	74.1	84.7	79	86.5
Primary	81.9	77.2	74.3	86.3	78.5	86.6
Secondary	66.9	62	57.5	77.3	69.7	79.4
Certificate/ Diploma	80.1	74.5	70.9	87.6	81	88
Degree	74	58.7	50.5	76.7	57.7	75.7
<b>TOTAL UGANDA</b>	<b>79.9</b>	<b>74.9</b>	<b>70.4</b>	<b>82.6</b>	<b>75.8</b>	<b>83.8</b>

Source: UBOS Statistical Abstract, 2018

## WATER AND SANITATION

- Total water production by the National Water and Sewerage Corporation (NWSC) has increased to 126.3 million cubic meters from 120.6 million cubic meters in 2016.

### Water Produced by NWSC 2012 – 2018 (Cubic Meters)



**Source: UBOS Statistical Abstract, 2018**

- At the national level, there is an increase of households using improved water sources from 68% in 2012/13 to 80% in 2016/17.
- Kampala has the highest number of households with improved water sources (96%) followed by Busoga (93%) while Ankole has the lowest (57%).
- 6.2% of households have hand washing facilities (water and soap) after use of the toilet.
- 83% of households use pit latrines.
- 7% of households do not have toilet facilities.
- Only 3% of the households use flush toilets.
- In the rural areas, 9% of the households do not use any toilet facilities, compared to 2% of the households in urban areas.

**Source: Uganda National Household Survey, 2016/17**

## ENERGY USE

- At the national level, the use of Electricity for lighting stands at 22% up from 14% in 2012/13.
- Use of Tadooba for lighting is 28%, down from 58% in 2012/13.
- 18% of the households use Solar for lighting
- 64% of the households use Firewood for cooking, a reduction from 76% in 2012/13.
- 30% of the households use Charcoal for cooking, an increase from 20% in 2012/13.
- Only 6% of the households use Electricity, Kerosene and Gas for cooking.

**Source: Uganda National Household Survey, 2016/17**

## UGANDA EXCELS IN THE 'WAR' AGAINST COVID-19

- Corona virus was declared an international health emergency in January 2020 by the World Health Organization, and since then, the virus has ravaged nations adversely affecting economies world over.
- However, the Uganda government put out a heroic response against COVID-19 through a series of health advisories and directives from H.E the President.
- Indeed, the response has since contained the virus from spreading in the communities and to date, we have not registered any COVID-19 related deaths.
- Owing to the careful virus response, Uganda is now gradually easing the national lockdown with many business sectors now open as well as public and private transport except in the border districts.

### The National COVID-19 Standings on the Occasion of Heroes day, June

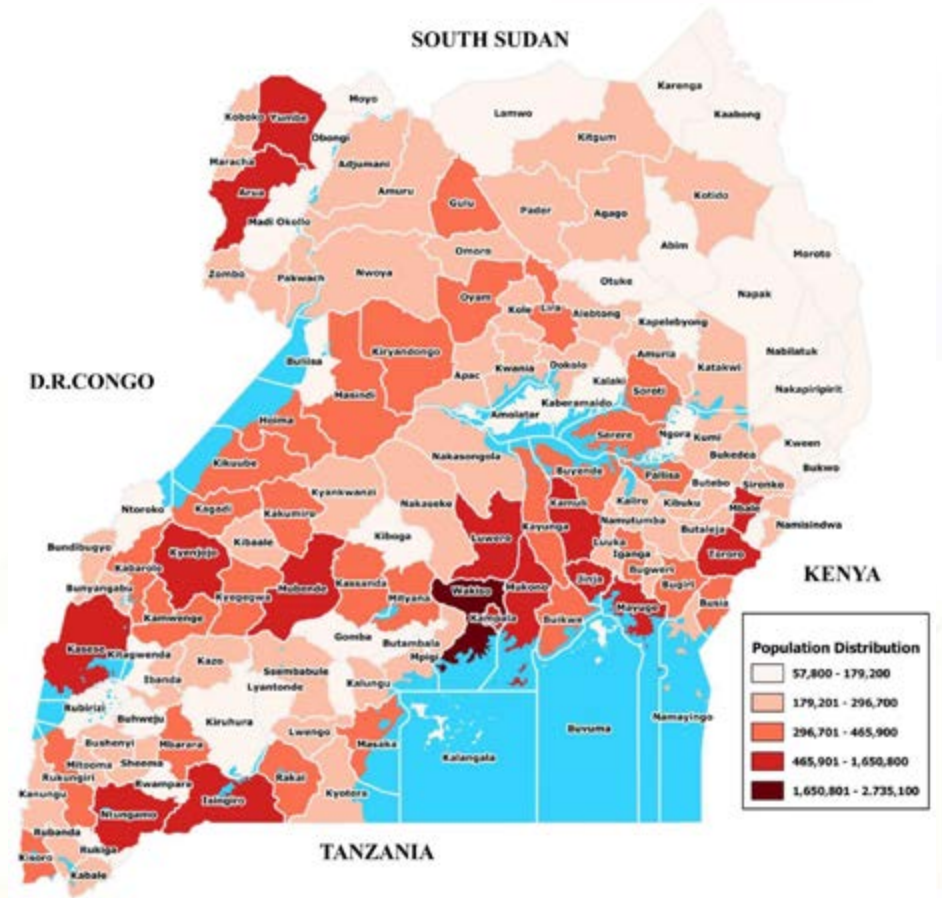
09, 2020

Confirmed cases	Active cases	Fatalities	Recoveries
646	543	0	103

**A MAP OF UGANDA SHOWING THE BORDER DISTRICTS WHERE PUBLIC AND PRIVATE TRANSPORT IS STILL RESTRICTED TO CONTAIN COVID-19**



**A MAP OF UGANDA SHOWING POPULATION DISTRIBUTION BY DISTRICT**



*Source: UBOS Population Projections Reports 2015 - 2020*



## CURRENT DISTRICTS IN UGANDA BY REGION

CENTRAL		EASTERN		NORTHERN		WESTERN	
No	DISTRICT	No	DISTRICT	No	DISTRICT	No	DISTRICT
1	Bukwe	1	Amuria	1	Abim	1	Buhweju
2	Bukomansimbi	2	Budaka	2	Adjumani	2	Bulisa
3	Butambala	3	Bududa	3	Agago	3	Bundibugyo
4	Buvuma	4	Bugiri	4	Alebtong	4	Bunyangabu
5	Gomba	5	Bugwen*	5	Amolatar	5	Bushenyi
6	Kalangala	6	Bukedea	6	Amudat	6	Hoima
7	Kalungu	7	Bukiwo	7	Amuru	7	Joanda
8	Kampala	8	Bulambuli	8	Apac	8	Isingiro
9	Kassanda*	9	Busia	9	Arua	9	Kabale
10	Kayunga	10	Butaleja	10	Dikolo	10	Kabonole
11	Kiboga	11	Butebe	11	Gulu	11	Kagadi
12	Kyankwanzu	12	Buyende	12	Kaabong	12	Kakumiro
13	Kyatera*	13	Eganga	13	Kitgum	13	Kamwenge
14	Luwero	14	Jinja	14	Koboko	14	Kanungu
15	Iwingo	15	Kaberamaido	15	Kele	15	Kasese
16	Lyantonde	16	Kalira	16	Ketido	16	Kibaale
17	Masaka	17	Kamuli	17	Kwania	17	Kikuube*
18	Mityana	18	Kapchorwa Kapelebyong	18	Lamwo	18	Kiruhura
19	Mpigi	19	*	19	Lira	19	Kiryandongo
20	Mubende	20	Katakwi	20	Maracha	20	Kisera
21	Mukono	21	Kibuku	21	Manoto	21	Kyegegwa
22	Nakasexke	22	Kumi	22	Moya	22	Kyericho
23	Nakasongola	23	Kween	23	Nabitaluk*	23	Masindi
24	Rakai	24	Luwuka	24	Nakapinirit	24	Mbarara
25	Ssembabule	25	Manafwa	25	Napak	25	Mitooma
26	Wakiso	26	Mavuye	26	Nebbi	26	Mtoroko
		27	Mbale	27	Nawaya	27	Mzungu
		28	Namayingo	28	Omoro	28	Rubanda
		29	Namisindwa	29	Otuke	29	Rubizi
		30	Namutumba	30	Oyam	30	Rukiga
		31	Ngara	31	Pader	31	Rukungiri
		32	Pallisa	32	Pakwach	32	Sheema
		33	Serere	33	Yumbe	33	Kazo**
						34	Kitagwenda*
		34	Sironko	34	Zombo	34	*
		35	Serubi	35	Karenga**	35	Rwampara**
		36	Tororo	36	Obongi**		
		37	Kalaki**	37	Madi-Okollo**		

\* Started 2018(6)  
\*\* Started 2019(7)



Contact us:  
 UGANDA BUREAU OF STATISTICS  
 Plot 9 Colville Street  
 P.O Box 7186, Kampala – Uganda  
 Tel: +256-414-706000  
 Fax: +256-414-237553  
 Email: ubos@ubos.org

@statisticsug | uganda bureau of statistics | www.ubos.org