



UGANDA BUREAU OF STATISTICS
PRODUCER PRICE INDICES- Hotels & Restaurants
First Quarter (July - September) FY2020/2021

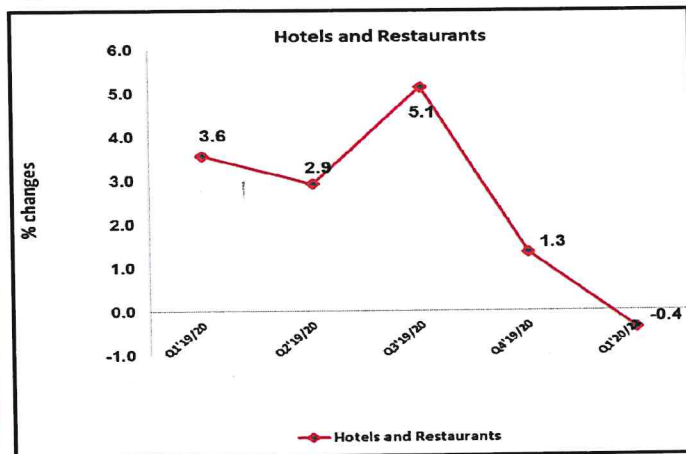


HIGHLIGHTS

Annual Producer Price Indices declined by 0.4%

The annual Producer prices for Hotels and Restaurants services decreased by 0.4 percent with a further declining trend for the year ending Quarter one FY2020/21 compared to the 3.6 percent increase recorded in the year ended Quarter one FY2019/20.

Fig 1: Annual Average Percentage Price Changes

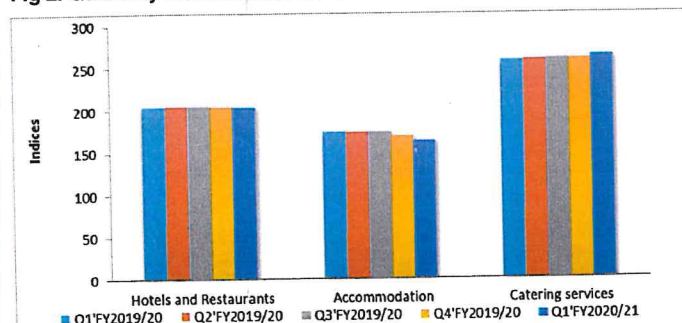


The Main Contributor to the 0.4 Percentage decrease:

- A decrease of 5.8% in prices of Accommodation with prices of Rooms, Suites etc. decreasing by 8.8%
- During the same period, prices of Drinks increased by 4.3% mainly attributed to an increase of 10.4% in the prices of Wines and Spirits.

Quarterly Producer Price Indices

Fig 2. Quarterly Indices from Q1' FY2018/19 to Q1' FY2019/20



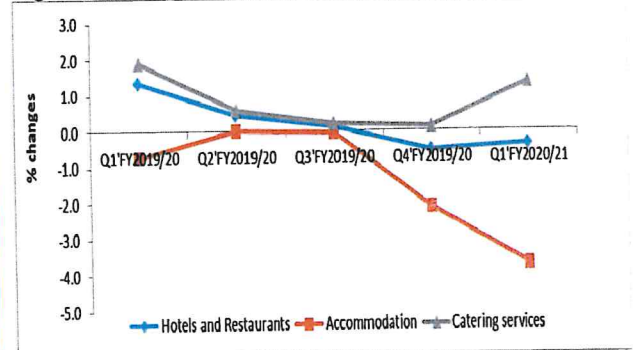
Quarter to Quarter Changes

Producer prices for the Hotel and Restaurants Services also decreased by 0.4 percent in the first Quarter of FY2020/21 compared to a decrease of 0.5 percent reported in Quarter four FY2019/20.

The decrease recorded in Quarter one FY2020/21 was mainly due to a decrease of 3.7% in the prices of Accommodation recorded, mainly attributed to a 5.2% decrease in the price of Hotel Accommodation (rooms, Suites e.t.c.)

Figure 3 below shows the trend of the overall prices for Hotels & Restaurants sector and sub-sectors between the fourth quarter of FY2018/19 and the fourth quarter of FY2019/20.

Fig 3. Quarterly Average Percentage Price Changes



Imelda Atai Musana (PhD)
For: EXECUTIVE DIRECTOR

For more information contact
 Peter Opiro
 Director Business & Industry

Tel: 041-237550/371945/0414706017/15 Fax: 041-237553
 Email: ubos@ubos.org Mobile: 0711706017
 Website: www.ubos.org

Statistics House
 Plot 9, Colville Street, P.O. Box 7186, Kampala

Thursday 12th November 2020

Table 1: Summary of Producer Price Indices for Hotels and Restaurants (PPI-H&R) from Q1 FY 2019/20 to Q1 FY 2020/21

Producer Price Index-Hotels & Restaurants Base Period=2008	Weights	FY 2019/20				FY 2020/21
		Quarter1	Quarter2	Quarter 3	Quarter4	Quarter1
Hotels & Restaurants	10000	203.8	204.7	204.9	203.8	203.0
Accommodation	3375	173.0	173.0	172.9	169.2	162.9
Catering Services	6625	257.7	259.2	259.7	260.0	263.5
Accommodation	3375	173.0	173.0	172.9	169.2	162.9
Hotel Accommodation (Rooms, Suites etc.)	2675	176.5	176.6	176.1	169.8	160.9
Other Hotel Services(Conference Halls)	700	187.7	187.7	188.3	189.9	188.1
Catering Services	6625	257.7	259.2	259.7	260.0	263.5
Food and Snacks	3075	280.3	281.0	281.4	281.4	283.6
Buffet	695	323.3	323.6	323.7	323.6	325.0
Ala carte(Specific foods)	1190	250.6	251.5	252.0	252.1	254.7
Snacks(light bite, coffee, tea)	1190	322.7	322.7	322.7	322.7	325.1
Drinks	3549	213.7	216.3	216.9	217.7	222.8
Beer	893	195.4	195.5	195.6	195.7	199.1
Soft drinks(Sodas, Mineral water)	1309	225.3	230.4	231.2	232.9	234.2
Wines & Sprints	1347	220.4	222.7	224.0	224.6	243.3
PPI-H&R –Percentage Change- Annual						
	Weights	Quarter1	Quarter2	Quarter3	Quarter4	Quarter1
Hotels & Restaurants	10000	3.6	2.9	5.1	1.3	-0.4
Accommodation	3375	-9.2	-9.1	3.1	-2.9	-5.8
Catering Services	6625	13.9	12.3	6.1	2.8	2.3
Accommodation	3375	-9.2	-9.1	3.1	-2.9	-5.8
Hotel Accommodation (Rooms, Suites etc.)	2675	-10.2	-10.1	3.1	-4.8	-8.8
Other Hotel Services(Conference Halls)	700	-1.8	-1.8	3.3	1.2	0.2
Catering Services	6625	13.9	12.3	6.1	2.8	2.3
Food and Snacks	3075	16.5	14.7	5.8	2.9	1.2
Buffet	695	50.7	50.7	17.2	7.5	0.5
Ala carte(Specific foods)	1190	2.5	0.5	1.0	0.9	1.6
Snacks(light bite, coffee, tea)	1190	3.3	2.9	0.0	0.0	0.7
Drinks	3549	9.5	8.0	6.6	3.8	4.3
Beer	893	6.5	6.4	3.2	0.6	1.9
Soft drinks(Sodas, Mineral water)	1309	11.6	14.1	11.8	7.5	4.0
Wines & Sprints	1347	10.6	2.1	2.3	2.3	10.4
PPI-H&R –Percentage Change- Quarter						
	Weights	Quarter1	Quarter2	Quarter3	Quarter4	Quarter1
Hotels & Restaurants	10000	1.3	0.4	0.1	-0.5	-0.4
Accommodation	3375	-0.7	0.0	-0.1	-2.1	-3.7
Catering Services	6625	1.9	0.6	0.2	0.1	1.3
Accommodation	3375	-0.7	0.0	-0.1	-2.1	-3.7
Hotel Accommodation (Rooms, Suites etc.)	2675	-1.1	0.1	-0.3	-3.6	-5.2
Other Hotel Services(Conference Halls)	700	0.0	0.0	0.3	0.8	-0.9
Catering Services	6625	1.9	0.6	0.2	0.1	1.3
Food and Snacks	3075	2.5	0.2	0.1	0.0	0.8
Buffet	695	7.4	0.1	0.0	0.0	0.4
Ala carte(Specific foods)	1190	0.3	0.4	0.2	0.0	1.0
Snacks(light bite, coffee, tea)	1190	0.0	0.0	0.0	0.0	0.7
Drinks	3549	1.9	1.2	0.3	0.4	2.3
Beer	893	0.4	0.1	0.1	0.1	1.7
Soft drinks(Sodas, Mineral water)	1309	4.0	2.3	0.3	0.7	0.6
Wines & Sprints	1347	0.4	1.0	0.6	0.3	8.3