



UGANDA BUREAU OF STATISTICS



WORLD POPULATION DAY CELEBRATIONS - SUNDAY, JULY 11, 2021



THEME:

**“COVID-19 and Beyond:
A Spotlight on Uganda’s
Adolescent Reproductive Health”**



IN THIS BULLETIN...

WORLD POPULATION: The Overview....	4
UGANDA'S POPULATION AT A GLANCE	5
MIGRATION PATTERNS IN THE COUNTRY	8
EDUCATION	8
SUBSTANCE ABUSE	12
LIFE EXPECTANCY AT BIRTH	15
WOMEN REPRODUCTIVE HEALTH	16
MATERNAL MORTALITY RATE	17
BIRTHS ATTENDED TO BY A SKILLED HEALTH PERSONNEL	18
HOUSEHOLDS' USAGE OF ENERGY FOR LIGHTING & COOKING	19
THE COVID-19 PANDEMIC	22
COVID-19 CASES IN NUMBERS (as of July 07, 2021)	23
SOME MAJOR PROGRAMS TO BE UNDERTAKEN BY UBOS	25





H.E. Gen.
Yoweri Kaguta
Museveni,
President of
the Republic
of Uganda

CONGRATULATORY MESSAGE

The Board of Directors, Management and Staff of the Uganda Bureau of Statistics congratulate His Excellency the President of the Republic of Uganda Yoweri Kaguta Museveni and the entire people of Uganda on this occasion of celebrating the World population Day, 2021. As we join the rest of the country

and the world at large in the celebration, we take the honour to share some of the statistics that describe the current stature of our population.

We remain committed to delivering on our mandate of producing and disseminating quality official statistics for national development.

***Long live Your Excellency,
Long live the People of Uganda!***



Albert Byamugisha (PhD)
UBOS, Board Chairman



Chris N. Mukiza (PhD)
Executive Director



WORLD POPULATION: The Overview....

- The current world population is estimated at 7.9 billion people, with population of Africa standing at 1.4 billion
- World population is projected to increase by 1 billion over the next 12 years reaching 9.6 billion in 2050
- The projected increase in population will be mainly in developing countries, with more than half in Sub Saharan Africa.

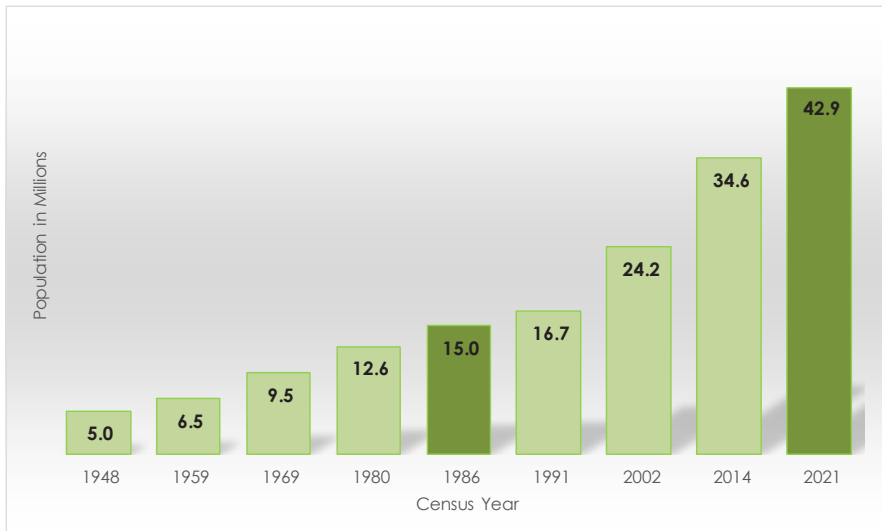
Source: United Nations Population Estimates (July 2021)



UGANDA'S POPULATION AT A GLANCE

- Uganda's population has grown from 5 million persons in 1948 to 6.5 in 1959, then 9.5 million persons in 1969.
- The projected total population for Uganda as at mid-year 2021 is 42.9 million persons.
 - Females account for 51% of the total population and males 49%.
 - Wakiso district remains the most populated with a projected population of 3.1 million persons in mid-2021, followed by Kampala City with a 1.7 million persons.
 - Obongi district has the least population, projected at 50,300 persons in mid-2021.
 - Sex Ratio is 97%, thus for every 97 males there are 100 females

Figure 01: Population of Uganda, 1948 – 2021 (in millions)



	Actual Census
	Population Projections

Source: UBOS Censuses and Population Projections Reports 1948 – 2021



- Distribution of population by age-group shows that there are more male children aged less than 15 years compared to female; thereafter females dominate from age group 20-24 years and above
- About eight out of every 10 persons is less than 35 years of age
- There are a total of 1,050,200 persons aged 65 years and above, females are majority (57%) compared to males (43%)
- Only 0.5% of the population are aged 80- years and above, and about three out of every five of them are female

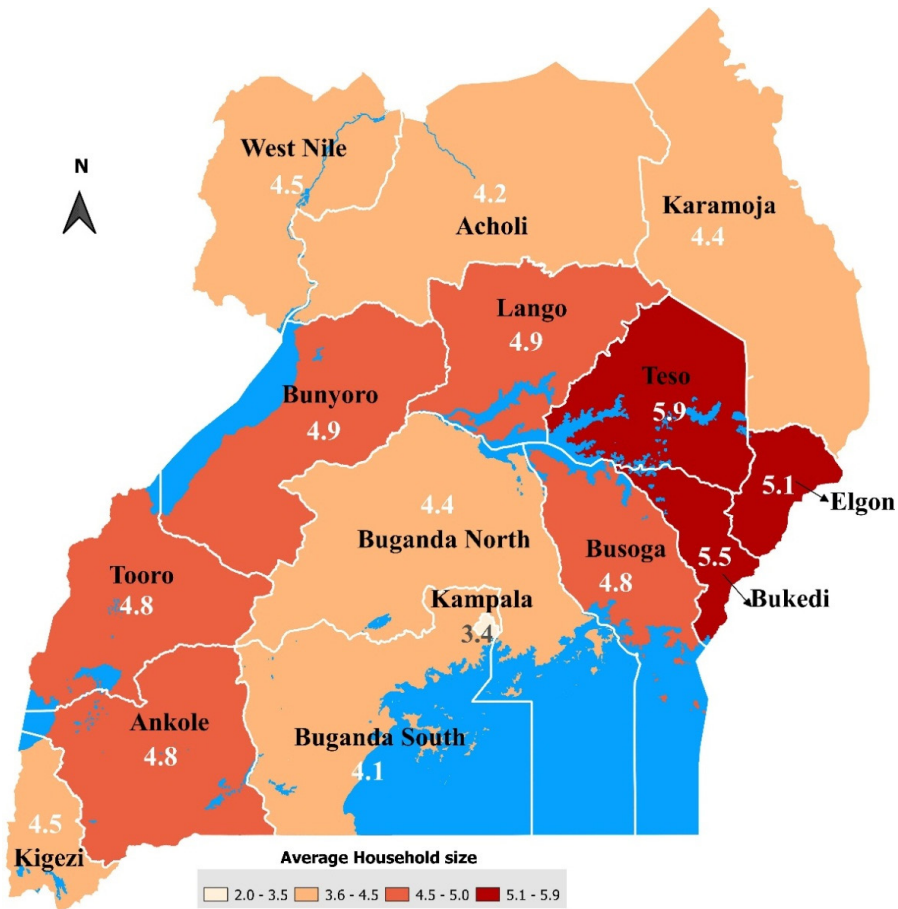
Table 01: Population by Age Group as at Mid-Year 2021

Age group	Male	Female	Total	Percent by Age group	Percent Female
0-4	3,681,400	3,589,000	7,270,400	17.0%	49%
5-9	3,231,000	3,066,900	6,297,900	14.7%	49%
10-14	2,892,200	2,735,100	5,627,300	13.1%	49%
15-19	2,574,500	2,527,900	5,102,400	11.9%	50%
20-24	2,085,200	2,155,900	4,241,100	9.9%	51%
25-29	1,562,100	1,814,300	3,376,400	7.9%	54%
30-34	1,203,000	1,455,500	2,658,500	6.2%	55%
35-39	952,600	1,108,900	2,061,500	4.8%	54%
40-44	747,300	853,400	1,600,700	3.7%	53%
45-49	620,600	680,600	1,301,200	3.0%	52%
50-54	474,500	499,100	973,600	2.3%	51%
55-59	366,200	420,700	786,900	1.8%	54%
60-64	245,100	292,700	537,800	1.3%	54%
65-69	168,900	210,400	379,300	0.9%	56%
70-74	121,900	155,600	277,500	0.6%	56%
75-79	81,900	113,800	195,700	0.5%	58%
80+	80,200	117,500	197,700	0.5%	59%
Total	21,088,600	21,797,300	42,885,900	100.0%	51%

Source: UBOS Censuses and Population Projections Reports 1948 – 2021

- About 27% of the population live in urban areas
- Average national household size is 4.6 persons; Teso subregion has the highest average household size of 5.9 persons.

Figure 02: Average Household size by subregion



Source: 2019/20 Uganda National Household Survey



MIGRATION PATTERNS IN THE COUNTRY



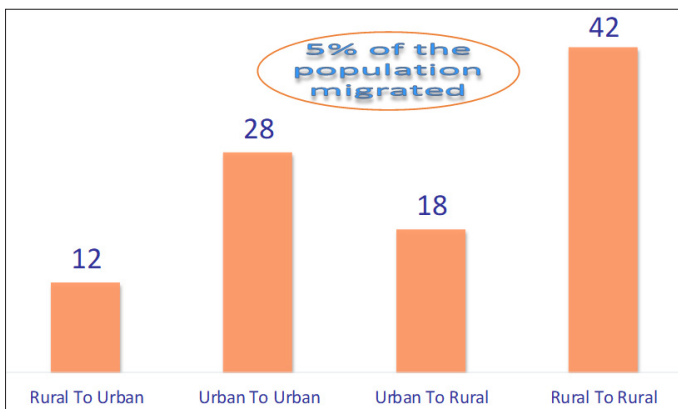
Migration is the movement of people across a specified boundary of the country for the purpose of establishing a new residence. Migration can either be internal or international.

A migrant is a person who changes his/her usual place of residence by crossing an administrative boundary and residing in a new area for a period of not less than six months or intends

to stay in the new area for a period not less than six months.

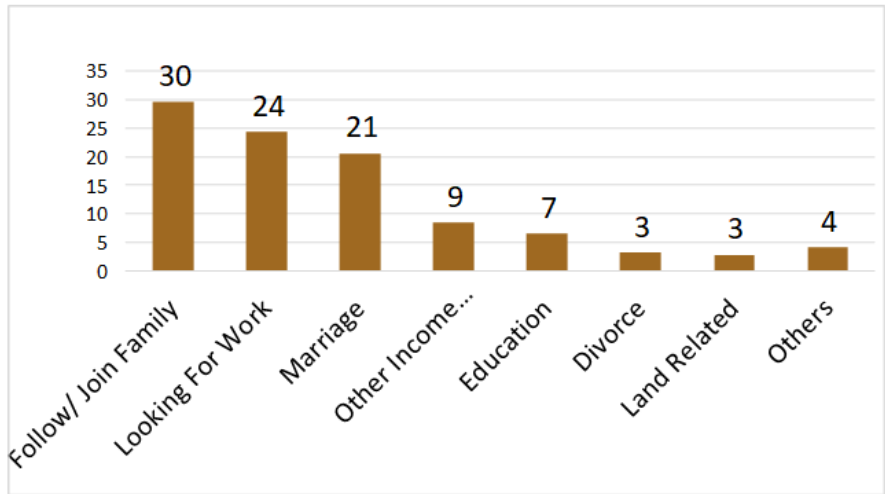
- In 2019/20, 5% of the population migrated, a majority of them (42%) moving from one rural area to another rural area.
- About 12% of the migrants moved from a rural to urban area; 18% moved from urban to rural area.

Figure 03: Migration patterns in the country, 2019/20 (%)



Source: 2019/20 Uganda National Household Survey

- 30% of the people migrating did so to join or follow family members.
- 24% migrated in search of work , 21% for marriage and 3% due to land related issues.





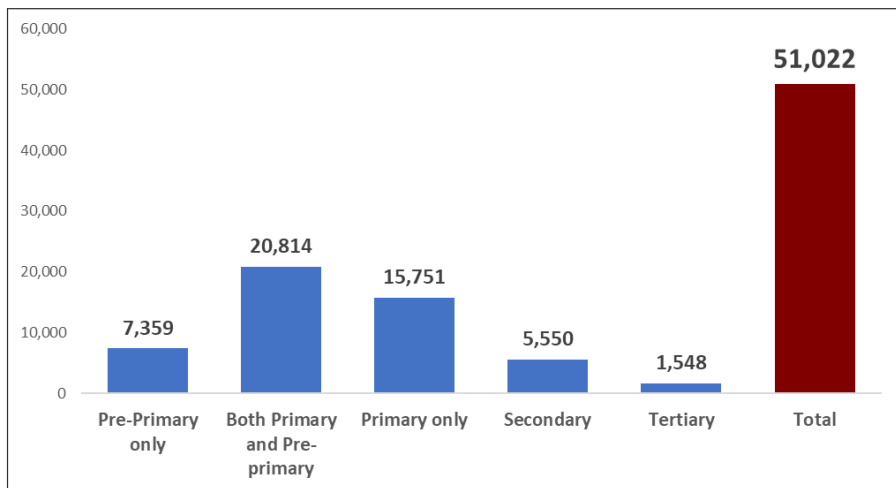
Information from the 2019 Master List of Education Institutions shows that:

- There were about 51,000 Education Institutions in the country in 2019
- 90% of Parishes and Sub-counties have a Primary and Secondary School respectively
- 86% of Education Institutions were either pre-primary, primary or both
- Enrolment in pre-primary schools was about 2,000,000 pupils with slightly more females (50.3%) than males (49.7%).
- There were 36,565 Primary schools; 66% privately owned and 34% government aided.
- Total enrolment in all primary schools was 10.6 million pupils, 68% in government aided schools
- The gender parity gap at primary

- level has been closed with enrolment at 50% for both boys and girls
- There were 5,550 secondary schools with total enrolment of about 2
- School ownership is such that 66% of primary schools and 78% of secondary schools are privately owned
- Only 3% of Education Institutions were Tertiary institutions
- Out of the 10.6 million pupils enrolled in Primary, 68% were in government schools.
- Overall, there were more female than male teachers (Care Givers) at Pre-Primary level, and More Male than female teachers at all other levels.



Figure 05: Distribution of Education Institutions in the country



Source: Master List of Education Institutions in Uganda, 2019



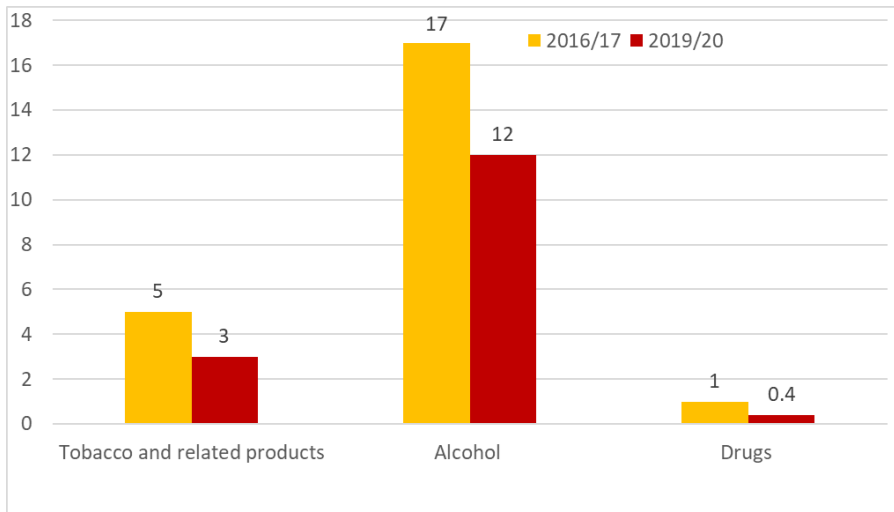
SUBSTANCE ABUSE

Substance abuse of any form is regarded as harmful to one's health and the people around them. The sustainable Development Goal 03 target 3.5, calls for strengthening of prevention and treatment of substance abuse, including narcotic drug abuse and harmful use of alcohol. In Uganda, the Enguli Act of 1966 prohibits the sale of alcohol to persons under the age of 18 years, and the Tobacco control Act 2015 aims to control the demand and consumption of tobacco and its products. The UNHS (2019/20) sought information from respondents aged 10 years and over, concerning their current or previous use of substances such as Tobacco and

related products, Alcohol, and drugs. Tobacco and products considered include cigarettes, cigars, shisha, and pipes full of tobacco. The drugs in this context are limited to narcotic drugs such as opium, mairungi (Miira), marijuana prohibited under the existing laws.

- Alcohol consumption for persons aged 10 years and above reduced from 17% in 2016/17 to 12% in 2019/20
- Tobacco use also reduced from 5% in 2016/17 to 3% in 2019/20 and drugs to less than one percent
- Overall, females consume less Alcohol and Tobacco products than males

Figure 06: Substance use for persons 10 years and above (%)

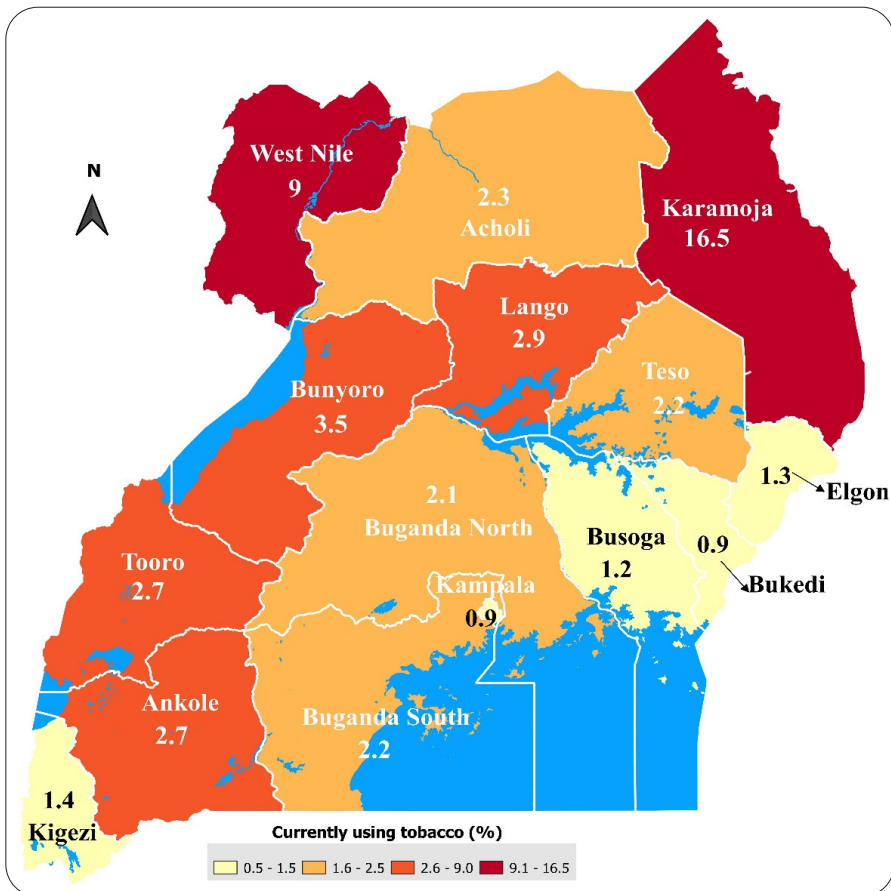


Source: 2019/20 Uganda National Household Survey

- Current consumption of Tobacco and related products was highest at 16.5% in the Karamoja subregion followed by Arua subregion with 9%
- Kampala and Bukedi subregions had the least proportion of people aged 10 years and above consuming Tobacco products (less than 1%).



Figure 07: Consumption of Tobacco and Related Products by sub region (%)



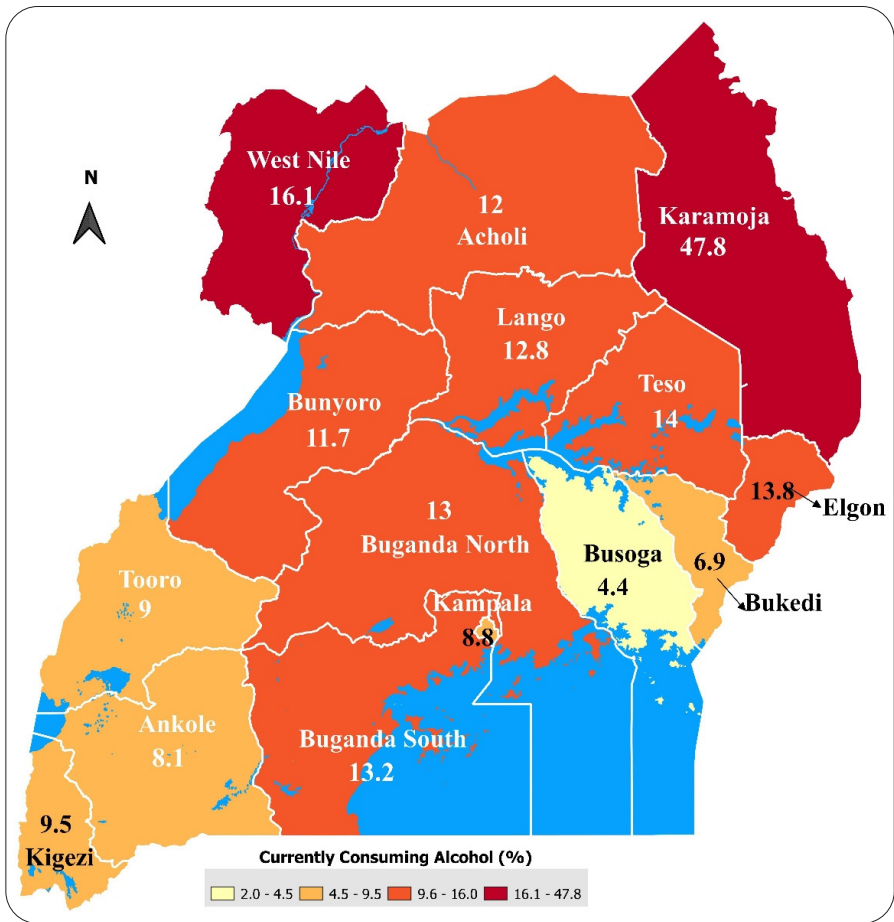
Source: 2019/20 Uganda National Household Survey



- Karamoja subregion still topped Alcohol consumption with 48% followed by West Nile with 16%, and Teso with 14%.
- Least Alcohol consumption was in Busoga (4%) and Bukedi (7%) subregions.



Figure 08: Consumption of Alcohol by sub region (%)



Source: 2019/20 Uganda National Household Survey

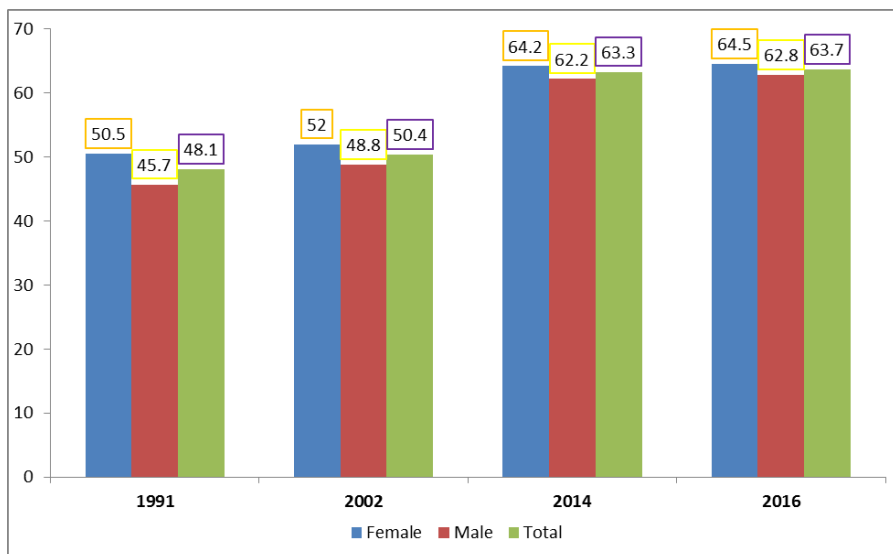


LIFE EXPECTANCY AT BIRTH



- The **Life expectancy** has improved to 63.7 years from 50.4 years in 2002.
- Women have continued to have a longer life expectancy from 52.0 years in 2002 to 64.5 years now.
- Male life expectancy stands at 62.8 years compared to 48.8 years in 2002.

Figure 09: Life Expectancy at birth, 1991-2016



Source: UBOS Periodical Censuses and Surveys



WOMEN REPRODUCTIVE HEALTH



- The median age at first marriage (for persons aged 25 -49 years) is at 19 years for women and 23 years for men.
- 60% of pregnant women attend antenatal care (ANC) visits for at least four (4) or more times as recommended during their entire pregnancy, an

increase from 48% in 2011.

- The total number of children a woman can produce during her lifetime subject to the prevailing mortality patterns has declined to about five children per woman from seven children per woman in 1991.
- The infant mortality rate stands at 43 deaths per 1,000 live births down from 54 deaths per 1,000 live births in 2011.
- The under-five mortality rate is 64 deaths per 1,000 live births down from 90 deaths per 1,000 live births in 2011.

Figure 10: Average Number of Births per Woman (Fertility) 1988-2016



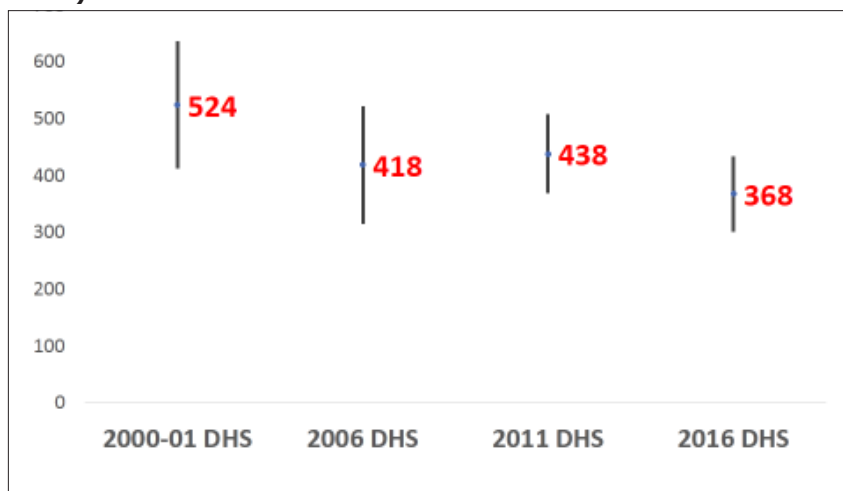
Source: Uganda Demographic and Health Survey (UDHS) Report, 2016

MATERNAL MORTALITY RATE

- The maternal mortality ratio for women aged 15-49 is 368 deaths per 100,000 live births compared to 438 deaths per 1000 live births in 2011.



Figure 11: Maternal Mortality Rate, 2000 – 2016 (Number per 100,000 live births)



Source: Uganda Demographic and Health Survey (UDHS) Report, 2016

BIRTHS ATTENDED TO BY A SKILLED HEALTH PERSONNEL

Obstetric care from a skilled health professional during delivery is recognized as critical for the reduction of maternal and neonatal mortality.

- During pregnancy, it is recommended that women attain at least four (4) Antenatal Care (ANC) visits under the supervision of a skilled health professional.
- 60% of pregnant women attain the requisite ANC visits up from 48% in 2011

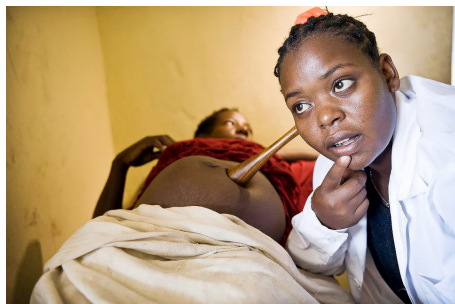
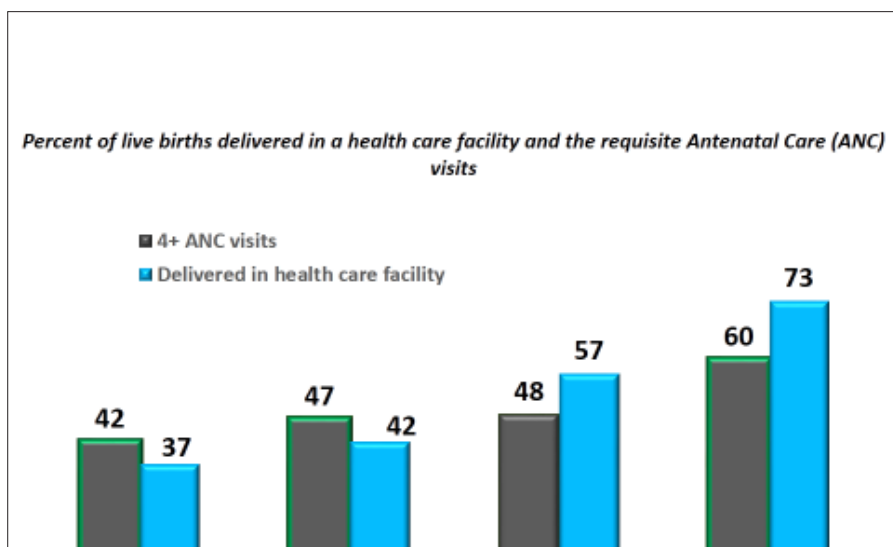


Figure 12: Deliveries in health Facilities, 2000 – 2016 (%)



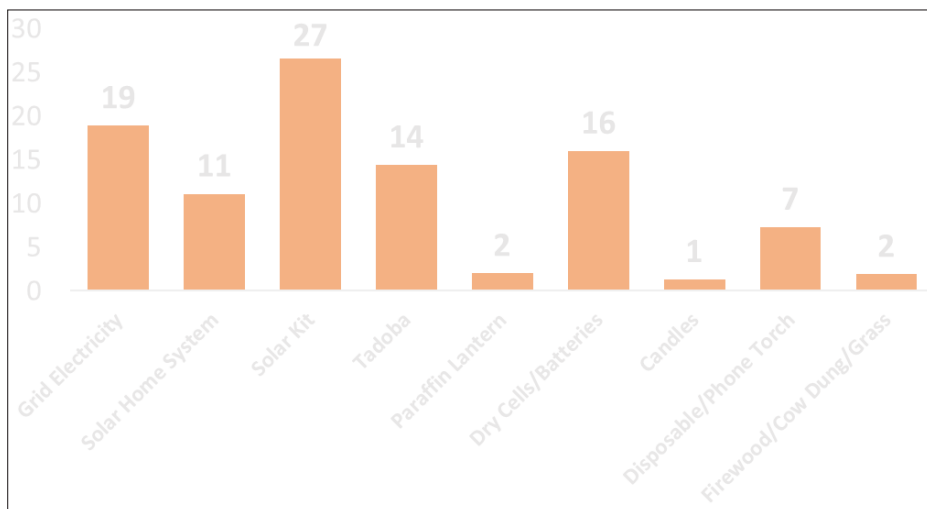
Source: Uganda Demographic and Health Survey (UDHS) Report, 2016

HOUSEHOLDS' USAGE OF ENERGY FOR LIGHTING & COOKING

- Overall, 27% of households use Solar Kit for lighting
- About 19% of households use Grid Electricity
- Use of Tadooba stands at 14%



Figure 13: Main fuel used for lighting 2019/20



Source: 2019/20 Uganda National Household Survey

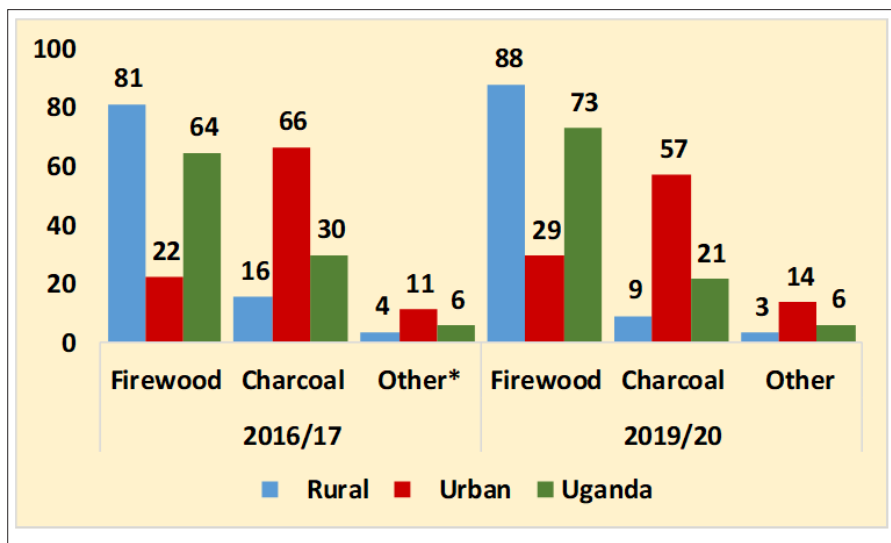


Use of Firewood for Cooking

- Overall, seven in every ten households in 2019/20 used firewood for cooking an increase from 6 households in 2016/17.
- There is an increase in the use of firewood in both rural and urban areas
- Use of charcoal reduced 30% in 2016/17 to 21% in 2019/20



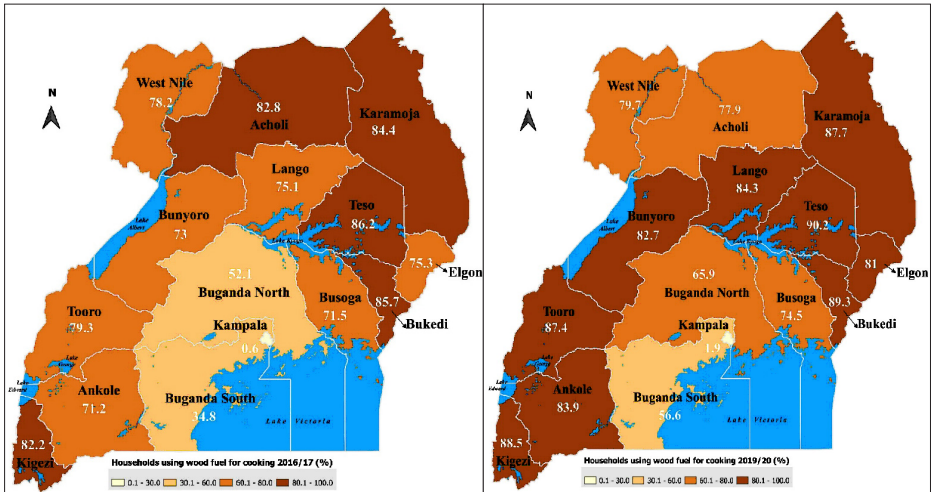
Figure 14. Main fuel used for cooking 2016/17 and 2019/20



Source: 2019/20 Uganda National Household Survey

- There was an increase of households using wood fuel for cooking in all subregions except Acholi subregion.
- In the Teso subregion, 9 out of every 10 households use wood fuel for cooking, the highest in the country.
- In Kampala, about 2% of the households used wood fuel for cooking in 2019/20, compared to less than one percent in 2016/17.

Figure 15: Distribution of Households using wood Fuel for Cooking by subregion 2016/17 and 2019/20 (%)



Source: 2019/20 Uganda National Household Survey



THE COVID-19 PANDEMIC

Whereas awareness of COVID-19 safe practices is high, adherence to the safe practices has been declining over time. A High Frequency Phone Survey (HFPS) to track the impacts of the pandemic on monthly basis showed that fewer persons were following preventive COVID-19 measures:

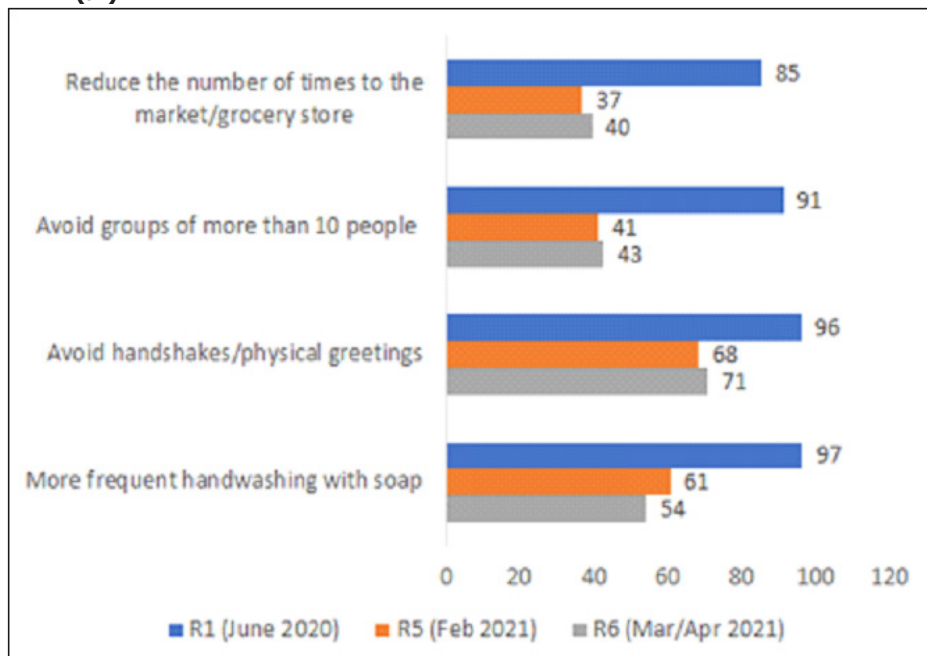
- Frequent handwashing with soap

declined to 54% in March/April 2021 compared to 97% in June 2020

- Avoiding groups of more than 10 people reduced from 91% in June 2020 to 43% in March/April 2021
- Avoiding Handshakes also reduced from 96% in June 2020 to 71% in March/April 2021



Figure 16: Prevalence of COVID-19 safe practices -June 2020 to April 2021 (%)





Source: 2019/20 Uganda National Household Survey

COVID-19 CASES IN NUMBERS (as of July 07, 2021)



GLOBALLY;

● 186,428,327	Confirmed Cases
● 170,550,813	Recoveries
● 4,028,606	Deaths



AFRICA;

● 5,826,416	Confirmed Cases
● 5,030,301	Recoveries
● 149,121	Deaths



UGANDA;

● 86,140	Confirmed Cases
● 59,495	Recoveries (Including Foreigners)
● 2,062	Deaths



APPEAL IS FOR ALL PERSONS TO EMBRACE THE COVID-19 STANDARD OPERATING PROCEDURES AT ALL TIMES IN ORDER TO FLATTEN THE COVID-19 CURVE

WEAR MASK



WASH YOUR HANDS



CLEAN AND DISINFECT



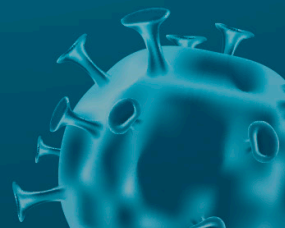
AVOID CROWDS



AVOID TOUCH WITH UNWASHED HANDS



STAY AT HOME



SOME MAJOR PROGRAMS TO BE UNDERTAKEN BY UBOS

Uganda Demographic and Health Survey 2021

Update Demographic and Health Indicators i.e. mortality, fertility, life expectancy etc.





Uganda Business Inquiry

Data on main Economic Indicators from Business Establishment's including Value Added, Gross output, Gross Fixed capital Formation



Census Mapping

Demarcation of Enumeration Areas in preparation for the National Population & Housing Census in 2023



National Livestock Census

Information on the structure and organization of the livestock sector-characteristics, farm infrastructure, equipment, and machinery.



UGANDA BUREAU OF STATISTICS

Plot 9 Colville Street

P.O Box 7186, Kampala – Uganda

Tel: +256-414-706000

Fax: +256-414-237553

Email: ubos@ubos.org

Website: www.ubos.org

 :Uganda Bureau of Statistics

 :@StatisticsUg