



UGANDA BUREAU OF STATISTICS

PRESS RELEASE



PRODUCER PRICE INDICES AND INFLATION MANUFACTURING AND UTILITIES - NOVEMBER 2022

1.0 Annual Headline Inflation

The inflation as measured by the producer price index for manufactured goods and utilities for the 12 months to November 2022 was registered at 9.4 percent compared to 11.8 percent registered for the year ended October 2022. This was mainly attributed to a 9.7 percent slow down in the manufacturing sector for the year ending November 2022 compared to the 12.2 percent registered for the year ended October 2022 as shown in Figure 1.

The main drivers in the manufacturing sector were the manufacture of food products whose inflation was registered at 7.2 percent in November 2022 compared to 9.7 percent registered in October 2022. Particularly, manufacture of sugar inflation was registered at 47.0 percent in November 2022 compared to 62.0 percent registered in October 2022.

Manufacture of chemicals and chemical products inflation was registered at 33.3 percent in November 2022 compared to 45.0 percent registered in October 2022 and manufacture of leather and related products was registered at 10.7 percent in November 2022 compared to 19.3 percent registered in October 2022.

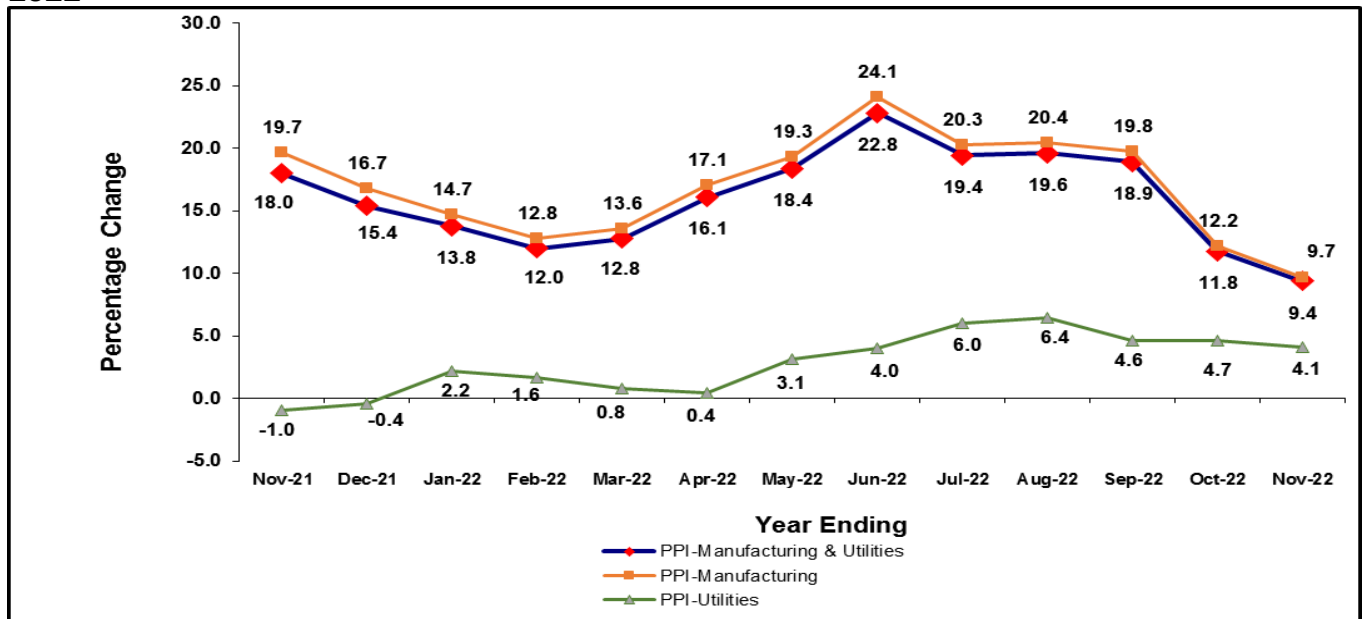
In addition, the inflation for utilities slowed down to 4.1 percent in November 2022 compared to 4.7 percent registered in October 2022. This was attributed to 3.9 percent slowdown in the inflation of electricity power generation in November 2022 compared to 4.6 percent registered in October 2022.

Table 1: Overall PPI-Manufacturing & Utilities and Rates of Inflation (Base: 2009/10)

Month	Overall Index (PPI-M&U)	Inflation
November-2022	235.21	9.4
October-2022	237.34	11.8
September-2022	245.82	18.9
August-2022	243.85	19.6
July-2022	242.62	19.4
June-2022	244.28	22.8
May-2022	240.67	18.4
April-2022	238.23	16.1
March-2022	230.22	12.8
February-2022	221.99	12.0
January-2022	218.17	13.8
December-2021	214.64	15.4
November-2021	215.05	18.0

Aliziki K. Lubega
FOR: EXECUTIVE DIRECTOR

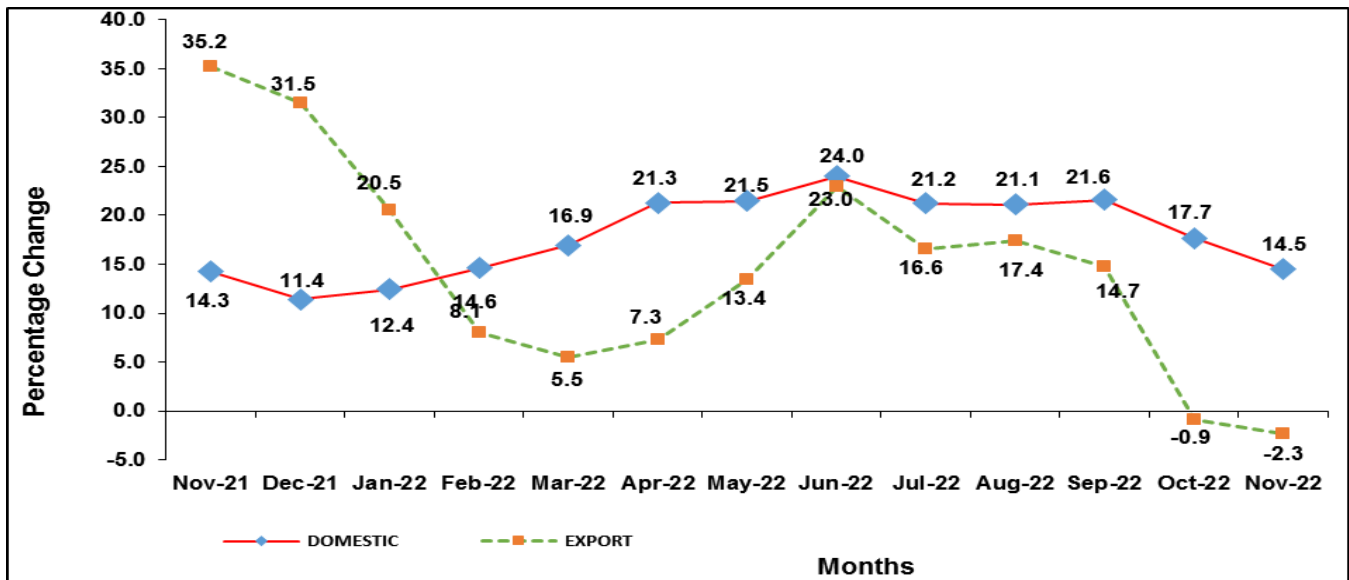
Figure 1: Annual percentage changes in Producer Price Indices, November 2021 – November 2022



The producer price index for manufactured goods is further disaggregated into goods produced for the local market (domestic) and for export. For the domestic market, the inflation as measured by the producer price index for the 12 months to November 2022 was registered at 14.5 percent compared to 17.7 percent registered in October 2022. This was mainly attributed to 16.8 percent slowdown in manufacture of food products in November 2022 compared to 21.3 percent registered in October 2022, manufacture of chemical and chemical products inflation slowed down to 32.5 percent in November 2022 compared to 44.8 percent registered in October 2022. as shown in Figure 2.

In addition, the inflation for exported manufactured products decreased to minus 2.3 percent for the 12 months to November 2022 compared to minus 0.9 percent registered in October 2022, as shown in Figure 2. The main drivers were manufacture of leather and related products inflation which slowed down to 13.0 percent compared to 24.1 percent registered in October 2022 and manufacture of food products inflation that decreased to minus 5.4 percent in November 2022 compared to minus 4.3 percent in October 2022 as shown in Figure 2.

Figure 2: Annual Inflation in PPI-Manufacturing for Domestic and Export, November 2021 – November 2022



2.0 Monthly Inflation

The monthly inflation for manufactured goods and utilities decreased by 0.9 percent in November 2022 compared to 3.4 percent decrease registered in October 2022. This was attributed to a 0.9 percent decrease in the commodities under the manufacturing sector in November 2022 compared to 3.7 percent decrease registered in October 2022.

Inflation for commodities under manufacture of food products decreased by 1.3 percent in November 2022 compared to 4.8 percent decrease registered in October 2022. Specifically, inflation for processing and preserving of fish, crustaceans and molluscs decreased by 12.5 percent in November 2022 compared to 30.9 percent decrease registered in October 2022, manufacture of vegetable and animal oils and fats decreased by 2.0 percent in November 2022 compared to 6.7 percent decrease registered in October 2022.

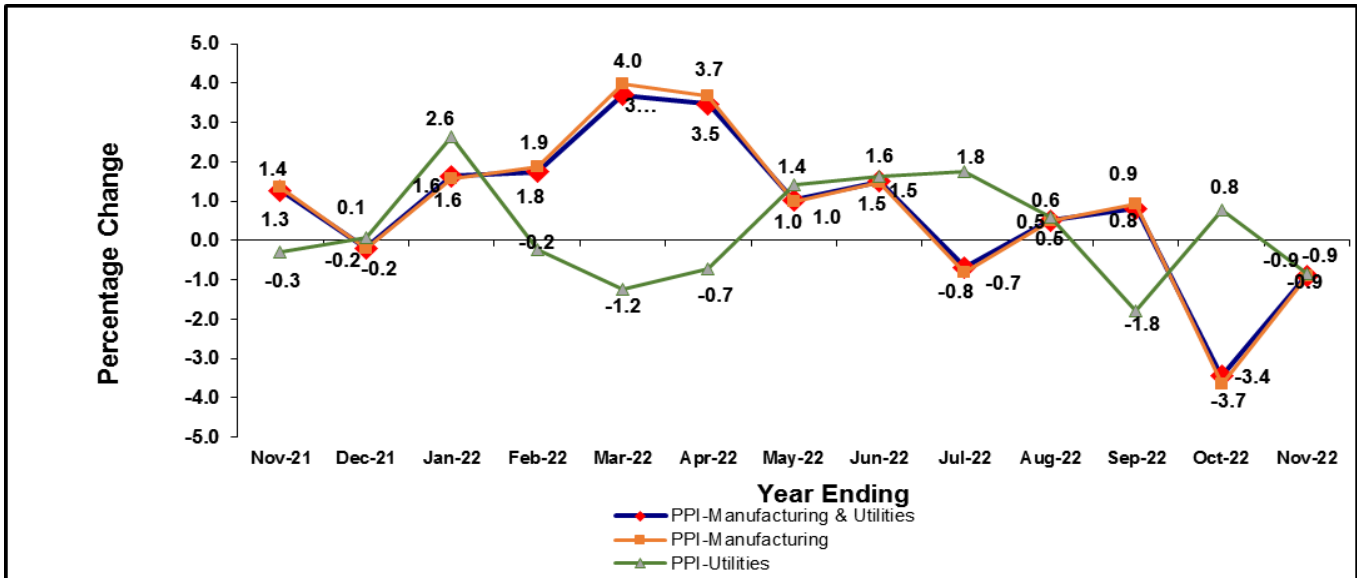
Table 2: Monthly and Annual Changes in the Producer Price Indices in November 2022

18 ISIC Divisions	Weight	Monthly % Change November 2022	Annual % Change November 2022/ November 2021
MANUFACTURE OF FOOD PRODUCTS	364.96	-1.3	7.2
MANUFACTURE OF BEVERAGES	77.51	-0.4	3.8
MANUFACTURE OF TOBACCO PRODUCTS	25.34	-1.0	3.5
MANUFACTURE OF TEXTILES	19.23	0.0	0.0
MANUFACTURE OF WEARING APPAREL	55.24	0.0	5.6
MANUFACTURE OF LEATHER & RELATED PRODUCTS	15.92	-1.4	10.7
MANUFACTURE OF WOOD AND PRODUCTS OF WOOD, CORK, EXCEPT FURNITURE	7.32	-0.1	0.6
MANUFACTURE OF PAPER & PAPER PRODUCTS	15.86	-1.0	-2.7
PRINTING AND REPRODUCTION OF RECORDED MEDIA	25.33	0.0	2.2
MANUFACTURE OF CHEMICALS & CHEMICAL PRODUCTS	72.49	-0.2	33.3
MANUFACTURE OF PHARMACEUTICALS, MEDICINAL CHEMICAL & BOTANICAL PRODUCTS	23.74	-0.4	6.6
MANUFACTURE OF RUBBER & PLASTIC PRODUCTS	26.45	-0.1	4.0
MANUFACTURE OF OTHER NON-METALLIC MINERAL	137.55	-0.2	9.9

PRODUCTS			
MANUFACTURE OF BASIC METALS	14.53	-1.8	13.4
MANUFACTURE OF FABRICATED METAL PRODUCTS,EXCEPT MACHINERY AND EQUIPMENT	10.83	2.3	8.3
MANUFACTURE OF ELECTRICAL EQUIPMENT	15.24	-0.2	2.3
MANUFACTURE OF FURNITURE	13.87	0.0	0.4
UTILITIES	78.60	-0.9	4.1
Overall	1,000.00	-0.9	9.4

In addition, the inflation for utilities decreased by 0.9 percent in November 2022 compared to 0.8 percent rise registered in October 2022 as shown in Table 2 and Figure 2. This was attributed to electricity power generation inflation that decreased by 1.0 percent in November 2022 compared to 1.0 percent rise registered in October 2022. water collection, treatment and supply remained stable at 0.0 percent in November 2022, same rate registered in October 2022.

Figure 3: Monthly percentage changes in Producer Price Indices, November 2021 – November 2022



The monthly inflation for exported manufactured products decreased by 1.9 percent in November 2022 compared to 9.4 percent decrease registered in October 2022. This was mainly attributed to the decrease in inflation of commodities under manufacture of food products by 1.9 percent in November 2022 compared to 10.5 percent decrease registered in October 2022.

In addition, the monthly inflation for goods produced for domestic market decreased by 0.6 percent in November 2022 compared to 1.4 percent decrease registered in October 2022. This was mainly attributed to a decrease in inflation of manufactured food products by 1.0 percent in November 2022 compared to 1.1 percent drop registered in October 2022.

Figure 4: Monthly changes in PPI-Manufacturing for Domestic and Export, November 2021 – November 2022

