



# UGANDA BUREAU OF STATISTICS



## PRESS RELEASE

### PRESS RELEASE

## PRODUCER PRICE INDICES AND INFLATION MANUFACTURING AND UTILITIES - OCTOBER 2022

### 1.0 Annual Headline Inflation

The inflation as measured by the producer price index for manufactured goods and utilities for the 12 months to October 2022 was registered at 11.8 percent compared to 18.9 percent registered for the year ended September 2022. This was mainly attributed to a 12.2 percent slow down in the manufacturing sector in October 2022 compared to 19.8 percent registered in September 2022 as shown in Figure 1.

The main drivers in the manufacturing sector were the manufacture of food products whose inflation was registered at 9.7 percent in October 2022 compared to 20.4 percent registered in September 2022. Particularly, manufacture of vegetable and animal oils and fats inflation slowed down to 9.0 percent in October 2022 compared to 23.8 percent registered in September 2022.

Manufacture of chemicals and chemical products inflation was registered at 45.0 percent in October 2022 compared to 61.9 percent registered in September 2022 and manufacture of paper and paper products registered at minus 0.2 percent in October 2022 compared to 6.4 percent registered in September 2022.

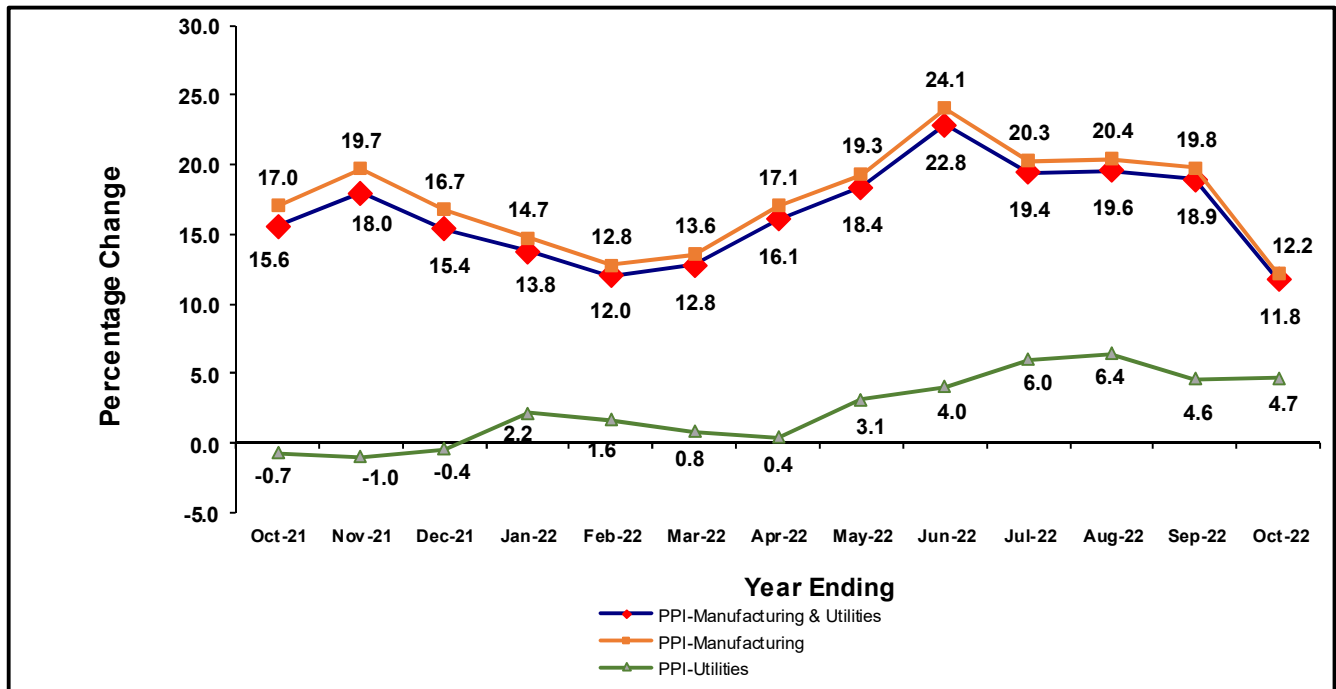
The inflation for utilities increased to 4.7 percent in October 2022 compared to 4.6 percent registered in September 2022.

**Table 1: Overall PPI-Manufacturing & Utilities and Rates of Inflation (Base: 2009/10)**

Month	Overall Index (PPI-M&U)	Inflation
October-2022	237.34	11.8
September-2022	245.82	18.9
August-2022	243.85	19.6
July-2022	242.62	19.4
June-2022	244.28	22.8
May-2022	240.67	18.4
April-2022	238.23	16.1
March-2022	230.22	12.8
February-2022	221.99	12.0
January-2022	218.17	13.8
December-2021	214.64	15.4
November-2021	215.05	18.0
October-2021	212.36	15.6

Aliziki K. Lubega  
**FOR: EXECUTIVE DIRECTOR**

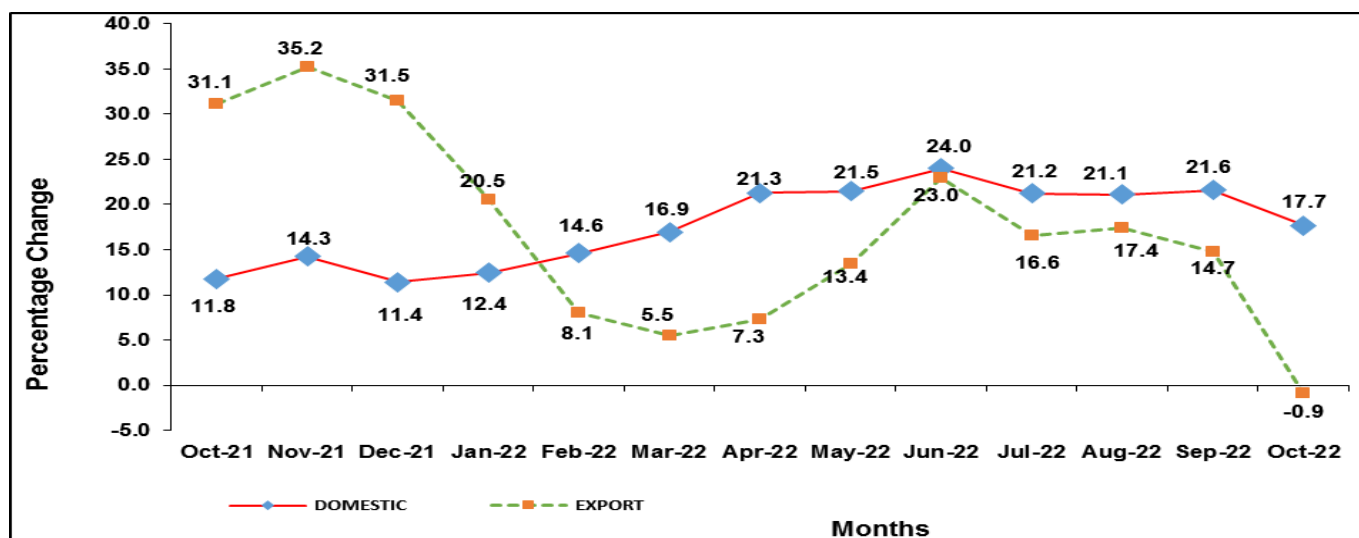
**Figure 1: Annual percentage changes in Producer Price Indices, October 2021 – October 2022**



The producer price index for manufactured goods is further disaggregated into goods produced for the local market (domestic) and for export. For the domestic market, the inflation as measured by the producer price index for the 12 months to October 2022 was registered at 17.7 percent compared to 21.6 percent registered in September 2022. This was mainly attributed to a 21.3 percent slowdown in manufacture of food products in October 2022 compared to 27.0 percent registered in September 2022, manufacture of chemical and chemical products inflation slowed down to 44.8 percent in October 2022 compared to 61.7 percent registered in September 2022 as shown in Figure 2.

In addition, the inflation for exported manufactured products slowed down to minus 0.9 percent for the 12 months to October 2022 compared to 14.7 percent registered in September 2022 as shown in Figure 2. The main drivers were manufacture of food products inflation which slowed down to minus 4.3 percent compared to 12.6 percent registered in September 2022 and manufacture of chemicals and chemical products inflation that slowed down to 45.7 percent in October 2022 compared to 62.1 percent in September 2022 as shown in Figure 2.

**Figure 2: Annual Inflation in PPI-Manufacturing for Domestic and Export, October 2021 – October 2022**



## 2.0 Monthly Inflation

The monthly inflation for manufactured goods and utilities decreased by 3.4 percent in October 2022 compared to 0.8 percent rise registered in September 2022. This was attributed to 3.7 percent decrease in the commodities under the manufacturing sector in October 2022 compared to 0.9 percent rise in September 2022.

Inflation for commodities under manufacture of food products decreased by 4.8 percent in October 2022 compared to 1.4 percent rise registered in September 2022. Specifically, inflation for processing and preserving of fish, crustaceans and molluscs decreased by 30.9 percent in October 2022 compared to 2.3 percent decrease registered in September 2022, manufacture of vegetable and animal oils and fats decreased by 6.7 percent in October 2022 compared to 1.2 percent decrease registered in September 2022.

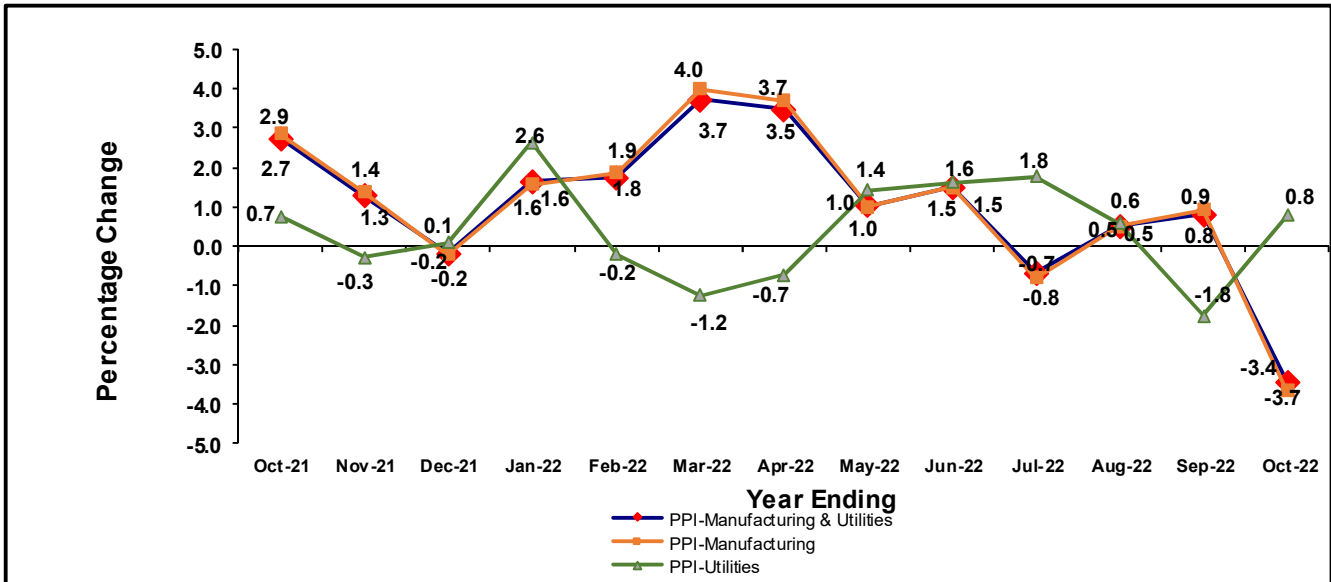
**Table 2: Monthly and Annual Changes in the Producer Price Indices in October 2022**

18 ISIC Divisions	Weight	Monthly % Change October 2022	Annual Change October 2022/ October 2021 %
MANUFACTURE OF FOOD PRODUCTS	364.96	-4.8	9.7
MANUFACTURE OF BEVERAGES	77.51	0.2	4.3
MANUFACTURE OF TOBACCO PRODUCTS	25.34	0.0	4.1
MANUFACTURE OF TEXTILES	19.23	0.0	2.3
MANUFACTURE OF WEARING APPAREL	55.24	0.0	6.2
MANUFACTURE OF LEATHER & RELATED PRODUCTS	15.92	-0.1	19.3
MANUFACTURE OF WOOD AND PRODUCTS OF WOOD, CORK, EXCEPT FURNITURE	7.32	0.0	0.7
MANUFACTURE OF PAPER & PAPER PRODUCTS	15.86	-3.5	-0.2
PRINTING AND REPRODUCTION OF RECORDED MEDIA	25.33	0.0	3.9
MANUFACTURE OF CHEMICALS & CHEMICAL PRODUCTS	72.49	-5.0	45.0
MANUFACTURE OF PHARMACEUTICALS, MEDICINAL CHEMICAL & BOTANICAL PRODUCTS	23.74	2.3	7.3
MANUFACTURE OF RUBBER & PLASTIC PRODUCTS	26.45	0.2	2.5
MANUFACTURE OF OTHER NON-METALLIC MINERAL PRODUCTS	137.55	0.0	10.1

MANUFACTURE OF BASIC METALS	14.53	-2.1	9.2
MANUFACTURE OF FABRICATED METAL PRODUCTS, EXCEPT MACHINERY AND EQUIPMENT	10.83	0.2	5.1
MANUFACTURE OF ELECTRICAL EQUIPMENT	15.24	0.0	-3.8
MANUFACTURE OF FURNITURE	13.87	0.0	0.4
UTILITIES	78.60	0.8	4.7
<b>Overall</b>	<b>1,000.00</b>	<b>-3.4</b>	<b>11.8</b>

However, the inflation for utilities increased by 0.8 percent in October 2022 compared to 1.8 percent drop registered in September 2022 as shown in Table 2 and Figure 2. This was attributed to electricity power generation inflation that increased by 1.0 percent in October 2022 compared to 2.2 percent drop registered in September 2022. water collection, treatment and supply remained stable at 0.0 percent in October 2022, same rate registered in September 2022.

**Figure 3: Monthly percentage changes in Producer Price Indices, October 2021 – October 2022**



The monthly inflation for exported manufactured products decreased by 9.4 percent in October 2022 compared to 1.6 percent rise registered in September 2022. This was mainly attributed to the decrease in inflation of commodities under manufacture of food products by 10.5 percent in October 2022 compared to 2.3 percent rise registered in September 2022.

In addition, the monthly inflation for goods produced for domestic market decreased by 1.4 percent in October 2022 compared to 0.7 percent rise registered in September 2022. This was mainly attributed to a decrease in inflation of manufactured chemicals and chemical products by 4.9 percent in October 2022 compared to 1.6 percent decrease registered in September 2022.

**Figure 4: Monthly changes in PPI-Manufacturing for Domestic and Export, October 2021 – October 2022**

