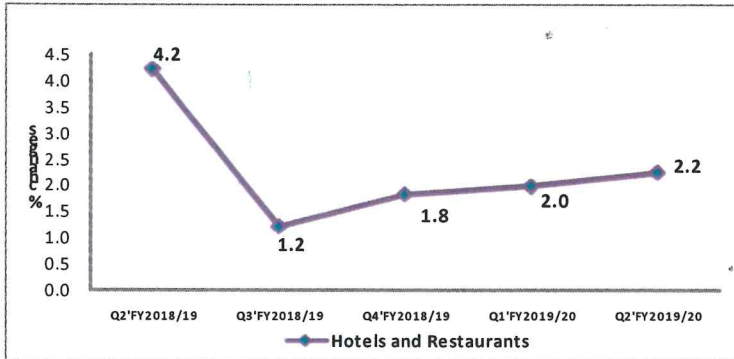


HIGHLIGHTS

Annual Producer Price Indices for Hotels and Restaurants rose by 2.2%

The annual Producer prices for Hotels and Restaurants services increased by 2.2 percent for the year ending Quarter 2 FY2019/20 compared to the 2.0 percent increase recorded in the year ended Quarter 1 FY2019/20.

Fig 1: Annual Average Percentage Price Changes

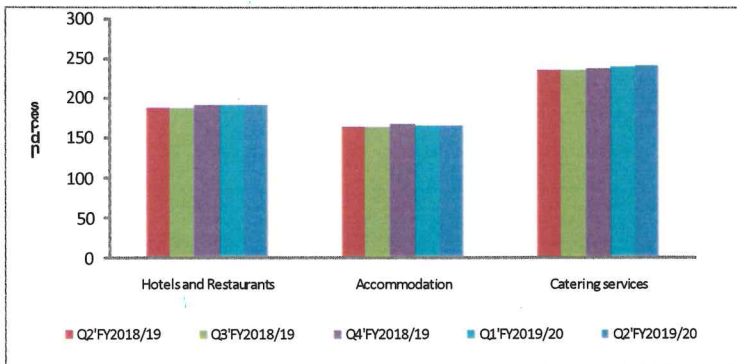


The Main Contributor to the 2.2 Percentage Increase:

- An increase of 2.8% in prices of Catering Services with prices of Food and Snacks increasing by 1.5% and Drinks by 3.7%.
- An increase of 0.5% in prices of Accommodation with prices of Other hotel services (Conference halls) increasing by 4.2%

Quarterly Indices

Fig 2. Quarterly Indices from Q2' FY2019/20 to Q2' FY2019/20



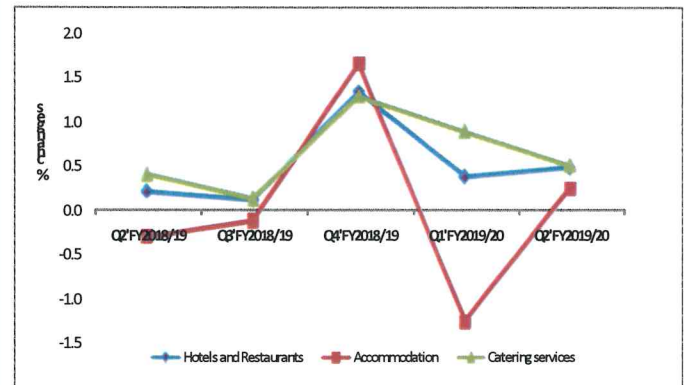
Quarter to Quarter Change

Producer prices for the Hotel and Restaurants Services increased by 0.5 percent in Quarter 2 FY2019/20 compared to an increase of 0.4 percent reported in Quarter 1 FY2019/20.

The increase recorded in Quarter 2 FY2019/20 was mainly due to an increase of 0.5% in the prices of Catering services recorded in Quarter 2 FY2019/20 mainly attributed to a 0.4% increase in the price of Food and Snacks and a 0.6% increase in the prices of Drinks.

Figure 3 below shows the trend of the overall product prices for Hotels & Restaurants services between the Quarter 2 of FY2019/20 and Quarter 2 of FY2019/20.

Fig 3. Quarterly Average Percentage Price Changes



Chris N. Mukiza (PhD)
Executive Director
 Thursday 6th February 2020

For more information contact
 Peter Opio
 Director Business & Industry

Tel: 041-237550/371945/0414706017/15 Fax: 041-237553
 Email: ubos@ubos.org Mobile: 0711706017
 Website: www.ubos.org

Statistics House
 Plot 9, Colville Street, P.O. Box 7186, Kampala

Table 2: Summary of Producer Price Indices for Hotels and Restaurants (PPI-H&R) from Q2 FY 2019/20 to Q2 FY 2019/20

Producer Price Index-Hotels & Restaurants Base Period=2008	Weights	FY 2018/19			FY 2019/20	
		Quarter2	Quarter 3	Quarter4	Quarter1	Quarter2
Hotels & Restaurants	10000	188.1	188.2	190.7	191.4	192.3
Accommodation	3375	164.4	164.2	166.9	164.8	165.2
Catering Services	6625	234.7	234.9	237.9	240.0	241.2
Accommodation	3375	164.4	164.2	166.9	164.8	165.2
Hotel Accommodation (Rooms, Suites etc.)	2675	168.6	168.6	171.2	167.1	166.8
Other Hotel Services(Conference Halls)	700	175.2	175.1	177.7	179.9	182.5
Catering Services	6625	234.7	234.9	237.9	240.0	241.2
Food and Snacks	3075	230.4	230.8	231.2	232.9	233.9
Buffet	695	220.7	222.2	224.1	227.9	230.1
A la' carte(Specific foods)	1190	230.3	230.4	230.5	231.8	232.6
Snacks(light bite, coffee, tea)	1190	315.6	315.6	315.6	315.6	315.6
Drinks	3549	198.2	198.2	202.2	204.3	205.5
Beer	893	185.2	186.3	188.8	190.0	190.7
Soft drinks(Sodas, Mineral water)	1309	205.8	206.9	214.4	219.8	222.8
Wines & Sprits	1347	203.2	200.5	200.6	200.4	200.4
PPI-H&R –Percentage Change- Annual						
	Weights	Quarter2	Quarter3	Quarter4	Quarter1	Quarter2
Hotels & Restaurants	1000	4.2	1.2	1.8	2.0	2.2
Accommodation	3375	1.4	1.0	1.3	-0.1	0.5
Catering Services	6625	5.4	2.5	2.9	2.7	2.8
Accommodation	3375	1.4	1.0	1.3	-0.1	0.5
Hotel Accommodation (Rooms, Suites etc.)	2675	1.9	1.4	1.3	-1.2	-1.1
Other Hotel Services(Conference Halls)	700	-0.2	-0.2	1.1	2.3	4.2
Catering Services	6625	5.4	2.5	2.9	2.7	2.8
Food and Snacks	3075	0.9	1.1	0.3	1.0	1.5
Buffet	695	4.3	4.9	1.6	3.3	4.3
Ala carte(Specific foods)	1190	0.8	0.5	0.1	0.6	1.0
Snacks(light bite, coffee, tea)	1190	5.9	5.9	5.2	4.5	0.0
Drinks	3549	1.4	1.3	3.1	3.8	3.7
Beer	893	1.4	1.3	2.6	2.6	3.0
Soft drinks(Sodas, Mineral water)	1309	4.8	5.2	8.1	6.9	8.3
Wines & Sprits	1347	2.0	0.7	0.9	0.7	-1.4
PPI-H&R –Percentage Change- Quarter to Quarter						
	Weights	Quarter2	Quarter3	Quarter4	Quarter1	Quarter2
Hotels & Restaurants	1000	0.2	0.1	1.3	0.4	0.5
Accommodation	3375	-0.3	-0.1	1.6	-1.3	0.2
Catering Services	6625	0.4	0.1	1.3	0.9	0.5
Accommodation	3375	-0.3	-0.1	1.6	-1.5	0.2
Hotel Accommodation (Rooms, Suites etc.)	2675	-0.3	0.0	1.5	-2.4	-0.2
Other Hotel Services(Conference Halls)	700	-0.3	-0.1	1.5	1.2	1.4
Catering Services	6625	0.4	0.1	1.3	1.0	0.5
Food and Snacks	3075	-0.1	0.2	0.2	0.7	0.4
Buffet	695	0.0	0.7	0.9	1.7	1.0
Ala carte(Specific foods)	1190	-0.1	0.0	0.0	0.6	0.3
Snacks(light bite, coffee, tea)	1190	4.5	0.0	0.0	0.0	0.0
Drinks	3549	0.7	0.0	2.0	1.0	0.6
Beer	893	0.1	0.6	1.3	0.6	0.4
Soft drinks(Sodas, Mineral water)	1309	0.1	0.5	3.6	2.5	1.4
Wines & Sprits	1347	2.1	-1.3	0.0	-0.1	0.0