



UGANDA BUREAU OF STATISTICS



THE REPUBLIC OF UGANDA

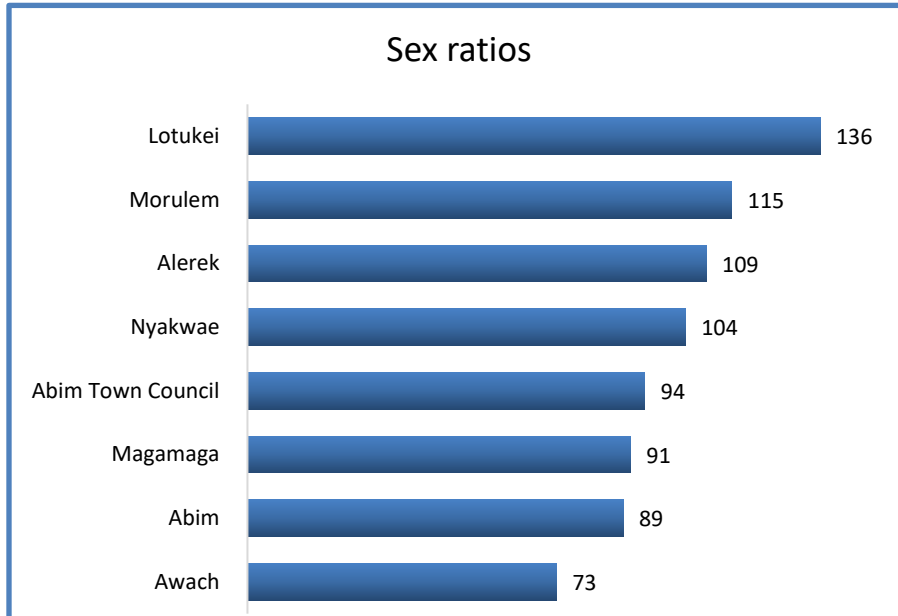
ABIM DISTRICT LOCAL GOVERNMENT

GENDER BASED VIOLENCE AND SEXUAL REPRODUCTIVE HEALTH RIGHTS SURVEY 2020

JANUARY 2022



SEX RATIO



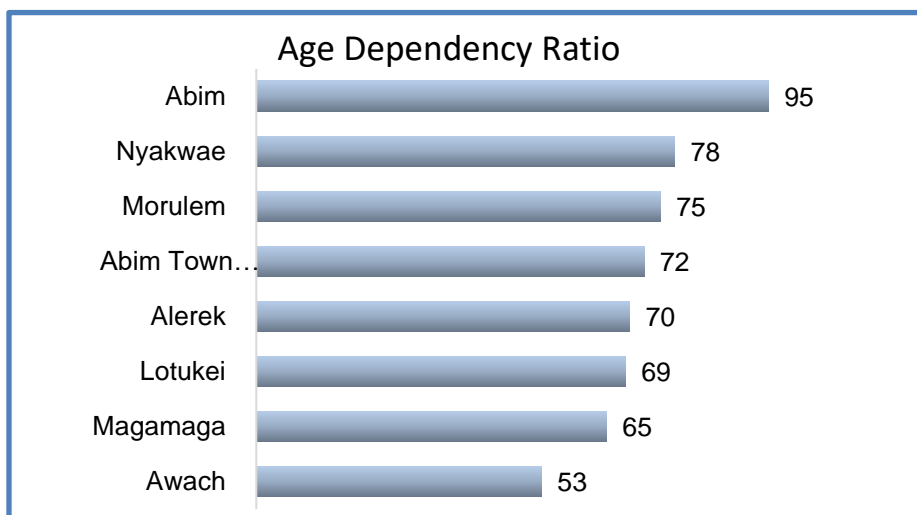
Sex Ratio is the proportion of males to females in a population expressed by the number of males per hundred females.

District sex ratio is 103 this implies more males than females except in the following sub counties: Magamaga, Abim, Awach and Abim Town council.

Source: GBV Survey -2020

AGE DEPENDENCY RATIO

Age dependency ratio is a measure of the number of dependents age zero to 14 and over the age of 65, compared with the total population aged 15 to 64.



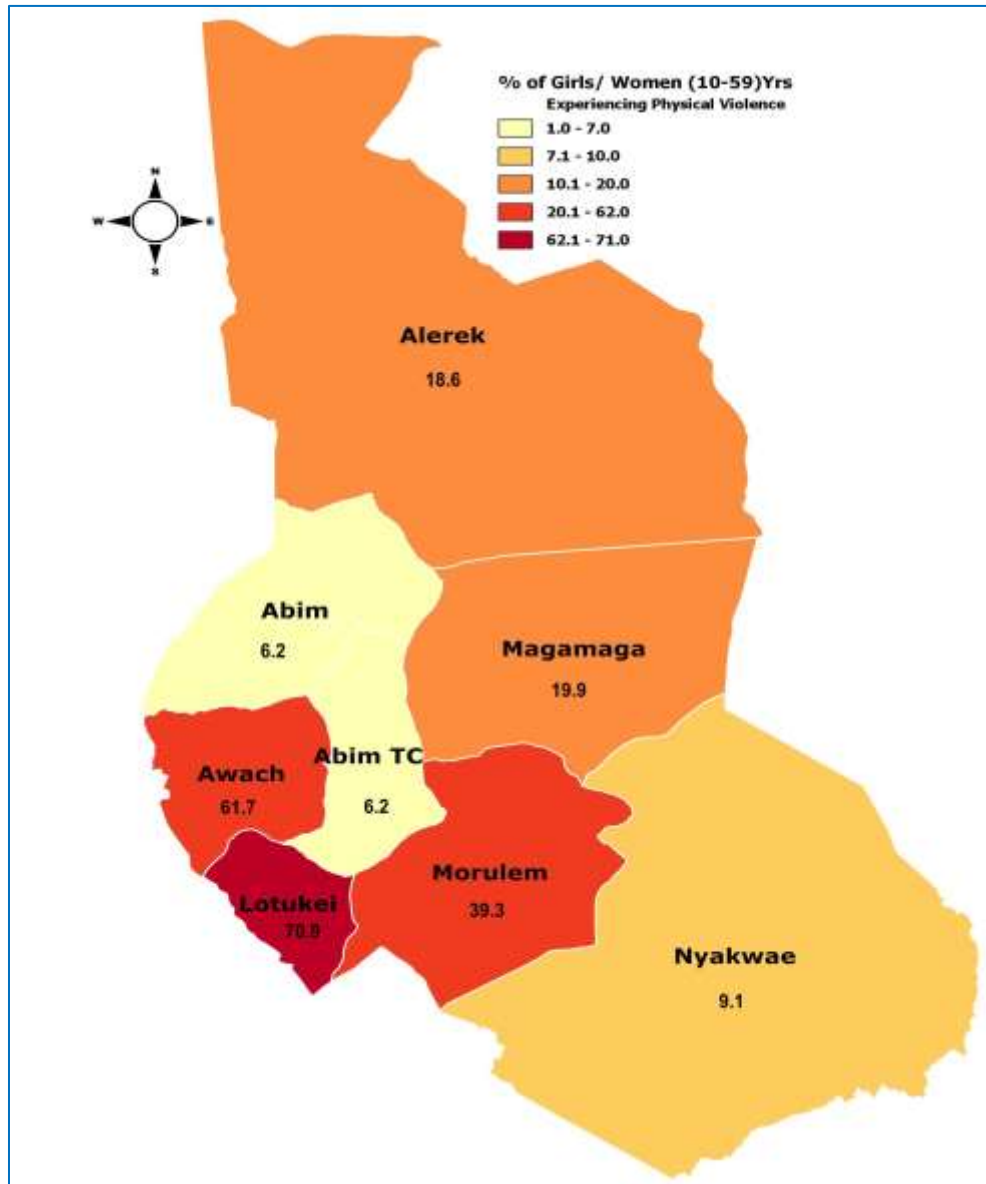
District age dependency ratio is 73. It is highest in Abim and lowest in Awach Sub County.

Source: GBV Survey -2020



PHYSICAL VIOLENCE

Prevalence of Physical Violence among women age 10-59 years in the 12 months prior to the survey



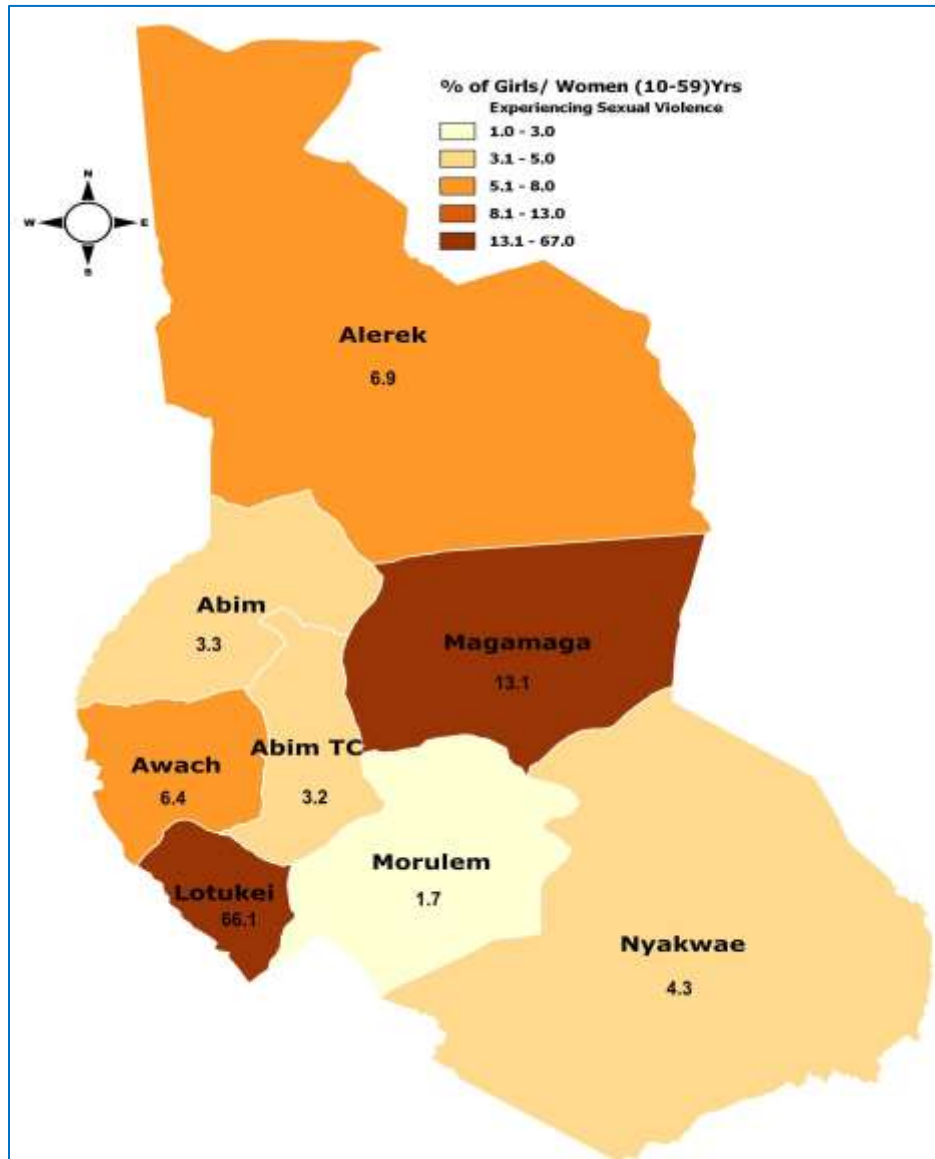
Source: GBV Survey -2020

Physical violence among women and girls age 10-59 is highest in Lotukel Sub County at 71% and lowest in Abim Sub County and Abim Town Council at 6%.



SEXUAL VIOLENCE

Prevalence of Sexual Violence among women age 10-59 years in the 12 months prior to the survey




Source: GBV Survey -2020

Sexual violence among women and girls age 10-59 is highest in Magamaga Sub County at 13% and lowest in Morulem Sub County at 2%.

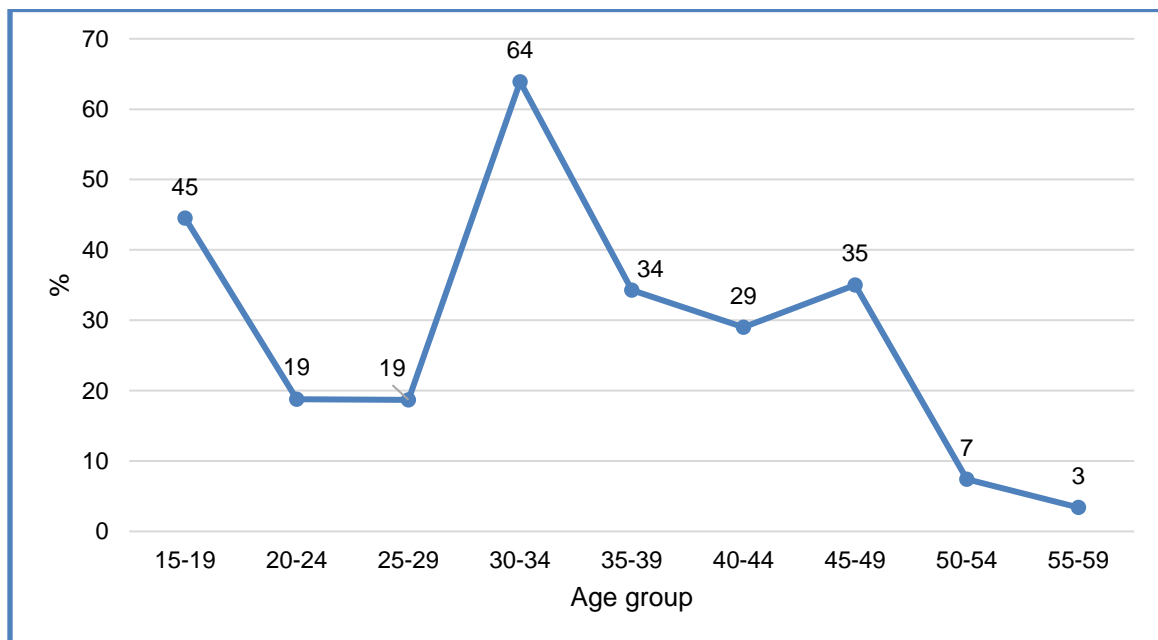


SDG Indicator 5.2.1



PERCENTAGE OF EVER-MARRIED
WOMEN AND GIRLS AGE 15-59
SUBJECTED TO PHYSICAL, SEXUAL
OR PSYCHOLOGICAL VIOLENCE IN
THE PREVIOUS 12 MONTHS IN ABIM
DISTRICT IS 27%

Percentage of ever-married women and girls age 15-59 subjected to physical, Sexual or Psychological violence in the previous 12 months by age



Source: GBV Survey -2020

Prevalence of physical, Sexual or Psychological violence among ever-married women and girls aged 15-59 in the previous 12 months peaks among age 30-34 at 64%.

