

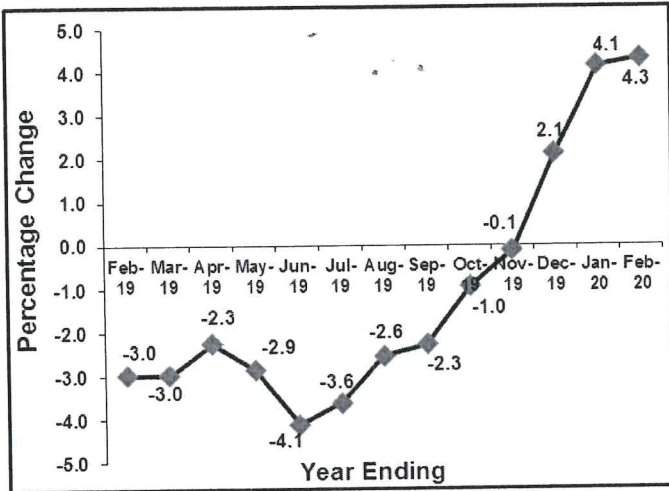
PRESS RELEASE

HIGHLIGHTS

Annual average Producer Prices for Manufacturing and Utilities increased by 4.3 percent

The Producer Prices for Manufactured Goods and Utilities increased by 4.3% for the year ending February 2020 compared to 4.1% increase recorded for the year ended January 2020.

Figure 1: Annual changes in PPI-M&U, Feb 2019 – Feb 2020



The contributors to the 4.3 percent increase in Producer Prices in the Manufacturing and Utility sectors:

- An increase in the Producer Prices of Manufacturing sector by 4.8% for the year ending February 2020.
- An increase in the Producer Prices of Utility sector by 0.1% for the year ending February 2020.

Monthly Changes in Producer Price Index- Manufacturing & Utilities

The monthly Producer Prices for Manufactured Goods and Utilities increased by 0.5% in February 2020 compared to 1.6% increase that was registered in January 2020. This was attributed to the price increase of 0.5% and 0.1% in under the Manufacturing and Utility sectors respectively.

Annual Producer Price Manufacturing sector

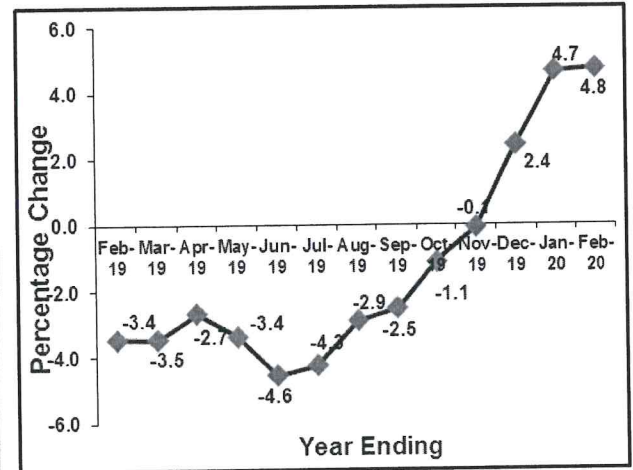
Annual Producer Prices for the Manufacturing Sector increased by 4.8 percent.

The Annual Producer Price Indices for manufactured goods increased by 4.8% during the year ending February 2020 compared to 4.7% rise registered for the year ended January 2020.

Main contributors to the 4.8 percent increase in Producer Prices in the Manufacturing sector:

- An increase of 10.9% in prices of Processed Food Products
- An increase of 5.0% in prices of Wearing Apparel
- An increase of 1.1% in prices of Other Non-Metallic Products
- An increase of 6.7% in prices of Fabricated Metal Products

Figure 2: Annual changes in PPI-Manufacturing Feb 2019–Feb 2020



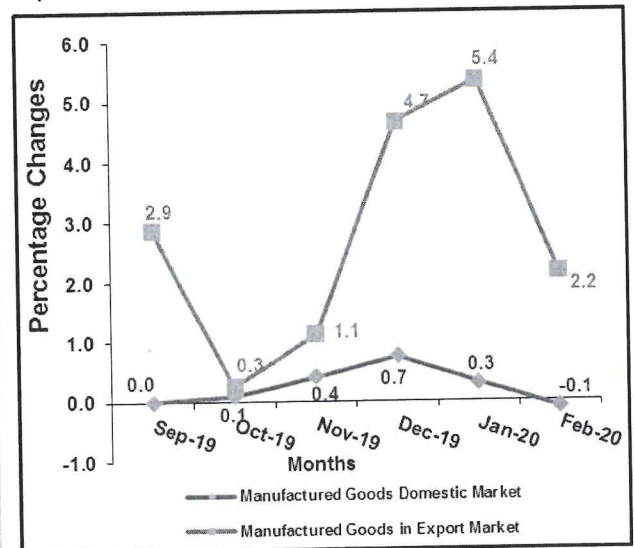
Monthly PPI- Manufacturing for the Domestic Market

The monthly producer prices of goods Produced for domestic market decreased by 0.1% in February 2020 following a previous increase of 0.3% recorded in January 2020. This decrease was attributed to a fall in prices of Processed Food Products by 0.3%, Beverages by 0.1% and Other Non-metallic Mineral Products by 0.1%.

Monthly PPI- Manufacturing for the Export Market

Producer Prices for Exported Manufactured Products increased by 2.2% in February 2020 following a 5.4% increase recorded in January 2020. The increase was attributed to the 2.8% increase in prices of Processed Food products. However in the same period Rubber Products registered relatively stable prices and all the other manufacturing sub sectors registered decrease in producer prices.

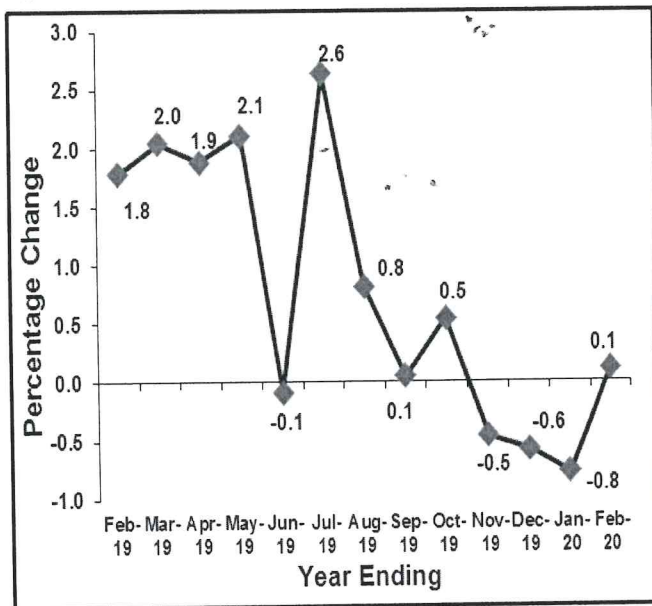
Figure 3: Monthly Changes in PPI-M, Domestic and Export Sept 2019 –Feb 2020



Annual Producer Price Index for Utility Sector

The annual Producer Prices for Utilities increased by 0.1% for the year ending February 2020 following a decline in prices of 0.8% registered for the year ended January 2020. This was attributed to 0.1% increase in prices of Electricity Power Generation. (Table 1b)

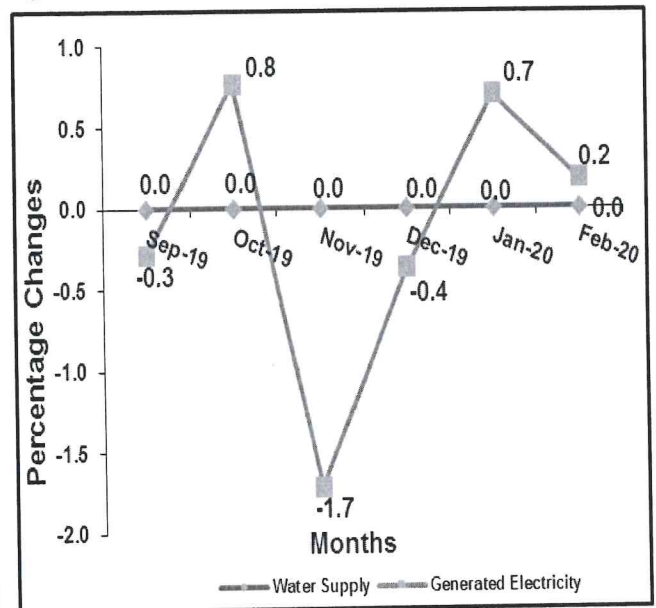
Figure 4: Annual changes in PPI-Utility Feb 2019– Feb 2020



Monthly Changes in Producer Price Index-Utilities

The monthly Producer Prices for Utilities increased by 0.1% in February 2020 compared to 0.6% increase in prices recorded in January 2020. This was attributed to the 0.2% price increase in Electricity Power Generation. (Table 1c)

Figure 5: Monthly Changes in PPI-Utility Sept 2019 – February 2020



Chris N. Mukiza (PhD)
Executive Director
 Thursday 26th March 2020

ISSUE (Monthly)
 79th Issue March 2020

Expected Release Date
 25th March 2020

Actual Release Date
 26th March 2020

For More Information Contact
 Peter Opio (Mr)
 Head Business & Industry Statistics

Tel: 041-237550/371945/0414706016/15 Fax: 041-237553
 Email: ubos@ubos.org; Mobile: 0782319690
 Website: www.ubos.org

Statistics House
 Plot 9, Colville Street, P.O. Box 7186, Kampala