UGANDA BUREAU OF STATISTICS

P.O. Box 7186, Kampala; Tel: 0414 – 706000; Fax: 0414 – 237553; Email: ubos@ubos.org; Website:

PRESS RELEASE

PRODUCER PRICE INDICES AND INFLATION RATES

MANUFACTURING AND UTILITIES - FEBRUARY 2022

1.0 Annual Headline Inflation

The Inflation as measured by the Producer Price Index for Manufactured Goods and Utilities for the 12 months to February 2022 increased to 12.0 percent, a slower rate compared to 13.8 percent registered in January 2022, Table 1. This was attributed to a slow down to 12.8 percent in Inflation of the Manufacturing Sector in February 2022 compared to 14.7 percent registered in January 2022, Figure 1.

The main drivers in the Manufacturing sector were Manufacture of Food Products whose Inflation slowed down to 14.5 percent in February 2022 compared to 19.4 percent in January 2022, Printing and Reproduction of Recorded Media at minus 0.4 percent in February 2022 compared to 4.2 percent registered in January 2022, Manufacture of Textiles at 6.4 percent in February 2022 compared to 11.2 percent registered in January 2022 and Manufacture of Wearing Apparel at 1.9 percent in February 2022 compared to 3.1 percent in January 2022, Figure 1 and Table 2.

In addition, the Inflation for Utilities increased to 1.6 percent in February 2022, a slower rate compared to 2.2 percent registered in January 2022. This was attributed to 2.0 percent slow down in the Inflation of Electricity Power Generation in February 2022 compared to 2.6 percent registered in January 2022, Figure 1.

Table 1: Overall PPI-Manufacturing & Utilities and Rates of Inflation (Base: 2009/10)

Month	Overall Index (PPI-M&U)	Inflation
February 2022	221.99	12.0
January 2022	218.17	13.8
December 2021	214.64	15.4
November 2021	215.05	18.0
October 2021	212.36	15.6
September 2021	206.74	12.8
August 2021	203.92	12.6
July 2021	203.20	11.7
June 2021	198.90	9.8
May 2021	203.33	11.1
April 2021	205.23	11.6
March 2021	204.13	10.2
February 2021	198.21	9.0

Chris N. Mukiza (PhD)
EXECUTIVE DIRECTOR

Figure 1: Annual percentage changes in Producer Price Indices, February 2021 – February 2022

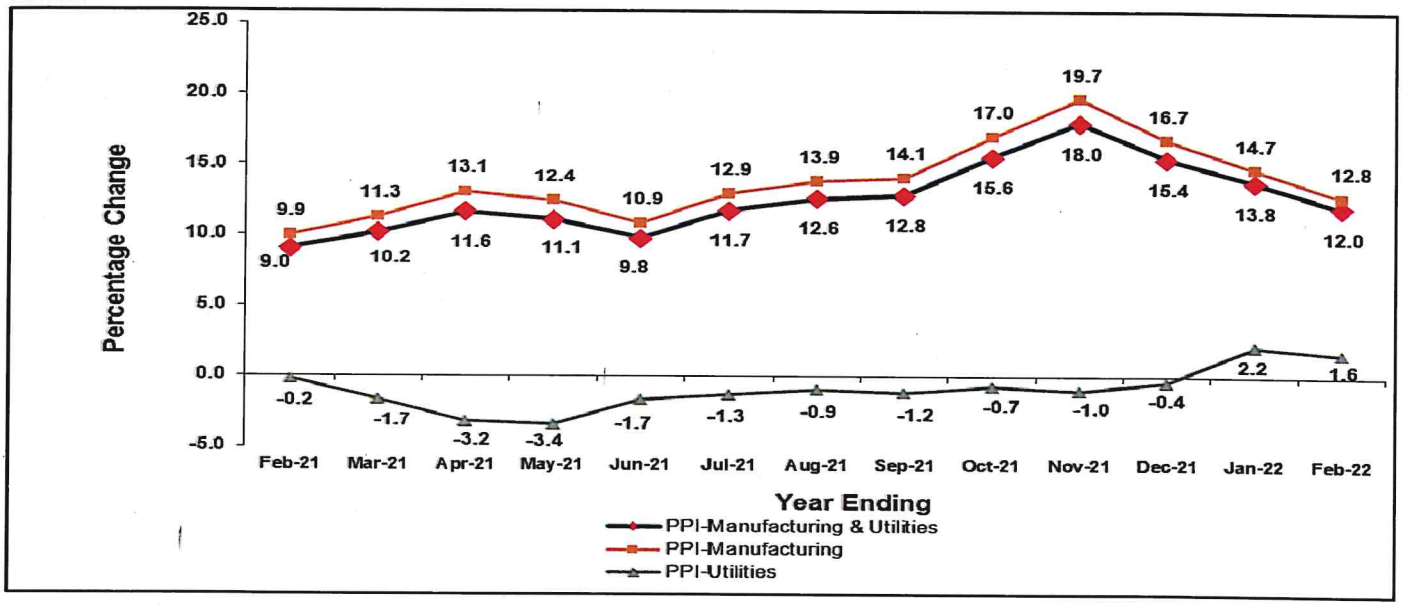

The Producer Price Index for Manufactured goods is further disaggregated into goods produced for the Local market (Domestic) and for Export. For the Domestic Market, the Inflation as measured by the Producer Price Index for the 12 months to February 2022 increased to 14.6 percent, up from 12.4 percent registered in January 2022. This was attributed to 20.6 percent increase in Inflation for Manufacture of Food Products in February 2022 compared to 16.6 percent in January 2022, Manufacture of Other Non-Metallic Mineral Products registered at 5.9 percent in February 2022 compared to 0.1 percent in January 2022, and Manufacture of Fabricated Metal Products except Machinery & Equipment registered at 0.1 percent in February 2022 compared to minus 10.9 percent registered in January 2022, Figure 2.

However, the Inflation for Exported Manufactured Products slowed down to 8.1 percent for the 12 months to February 2022 compared to 20.5 percent registered in January 2022, Figure 2.

The main drivers were Manufacture of Food Products Inflation registered at 7.2 percent in February 2022 compared to 23.0 percent registered in January 2022 and Manufacture of Paper & Paper Products registered at 3.3 percent in February 2022 compared to 4.5 percent registered in January 2022, Figure 2.

Figure 2: Annual Inflation in PPI-Manufacturing for Domestic and Export, February 2021 – February 2022

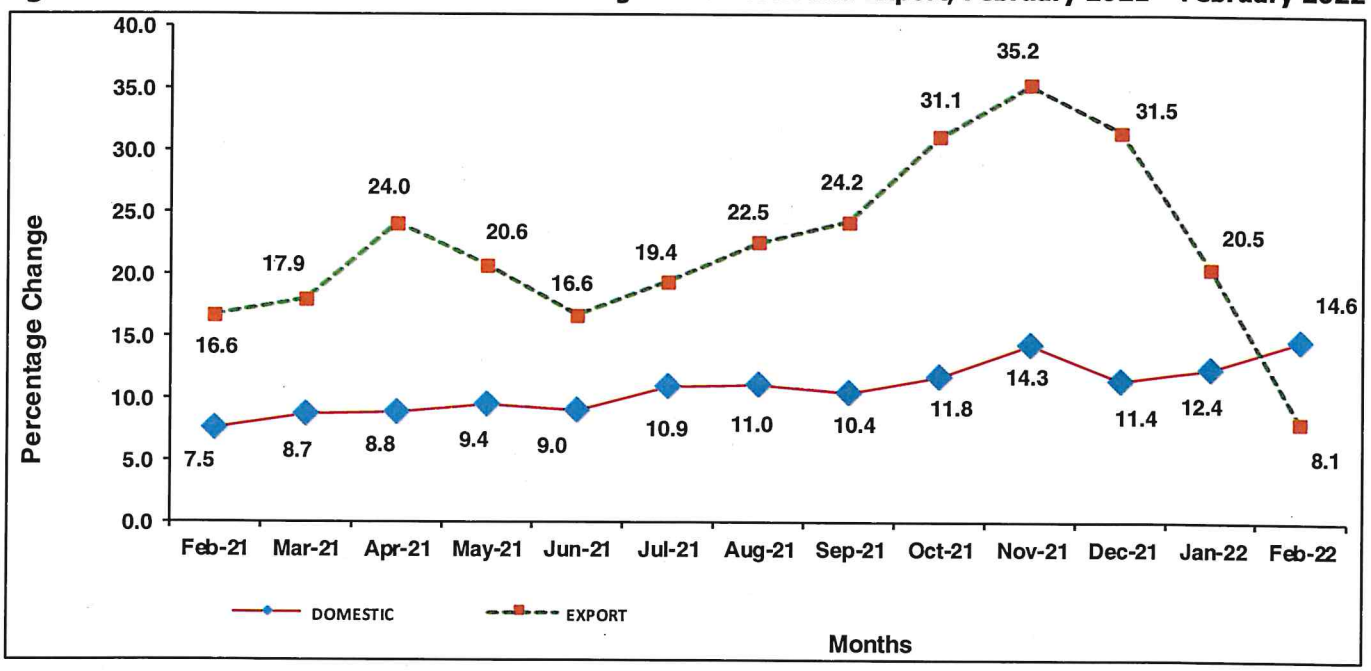

2.0 Monthly Inflation

The Monthly Inflation for Manufactured Goods and Utilities rose by 1.8 percent in February 2022 compared to 1.6 percent rise registered in January 2022, Figure 3. This was attributed to 1.9 percent rise in the commodities under the Manufacturing sector in February 2022. Particularly, Inflation of commodities under Manufacture of Other Non-Metallic Mineral Products rose by 5.0 percent in February 2022 compared to 0.1 percent drop registered in January 2022, Manufacture of Food Products rose by 1.7 percent in February 2022 compared to 1.6 percent rise registered in January 2022, and Manufacture of Chemical & Chemical Products which rose by 6.2 percent in February 2022 compared to 6.7 percent registered in January 2022, Table 2. Specifically, Clay building material's Inflation rose by 8.3 percent in February 2022 compared to 0.0 percent registered in January 2022.

Table 2: Monthly and Annual Changes in the Producer Price Indices in February 2022

18 ISIC Divisions	Weight	Monthly % Change February 2022/ January 2022	Annual % Change February 2022/ February 2021
MANUFACTURE OF FOOD PRODUCTS	364.96	1.7	14.5
MANUFACTURE OF BEVERAGES	77.51	-0.1	0.7
MANUFACTURE OF TOBACCO PRODUCTS	25.34	-0.2	8.0
MANUFACTURE OF TEXTILES	19.23	0.0	6.4
MANUFACTURE OF WEARING APPAREL	55.24	0.0	1.9
MANUFACTURE OF LEATHER & RELATED PRODUCTS	15.92	-0.3	26.6
MANUFACTURE OF WOOD AND PRODUCTS OF WOOD, CORK, EXCEPT FURNITURE	7.32	0.0	-0.3
MANUFACTURE OF PAPER & PAPER PRODUCTS	15.86	-2.8	-0.2
PRINTING AND REPRODUCTION OF RECORDED MEDIA	25.33	0.0	-0.4
MANUFACTURE OF CHEMICALS & CHEMICAL PRODUCTS	72.49	6.2	43.7
MANUFACTURE OF PHARMACEUTICALS, MEDICINAL CHEMICAL & BOTANICAL PRODUCTS	23.74	0.1	-3.7
MANUFACTURE OF RUBBER & PLASTIC PRODUCTS	26.45	1.0	2.3
MANUFACTURE OF OTHER NON-METALLIC MINERAL PRODUCTS	137.55	5.0	5.8
MANUFACTURE OF BASIC METALS	14.53	-0.7	1.9
MANUFACTURE OF FABRICATED METAL PRODUCTS,EXCEPT MACHINERY AND EQUIPMENT	10.83	0.4	0.1
MANUFACTURE OF ELECTRICAL EQUIPMENT	15.24	0.0	6.8
MANUFACTURE OF FURNITURE	13.87	0.0	2.8
UTILITIES	78.60	-0.2	1.6
Overall	**1,000.00**	**1.8**	**12.0**

However, the Inflation for Utilities registered a drop of 0.2 percent in February 2022 compared to 2.6 percent rise registered in January 2022, Table 2 and Figure 2. This was attributed to Electricity Power Generation Inflation that registered a drop of 0.3 percent in February 2022 compared to 3.2 percent rise registered in January 2022.

Figure 3: Monthly percentage changes in Producer Price Indices, February 2021 – February 2022

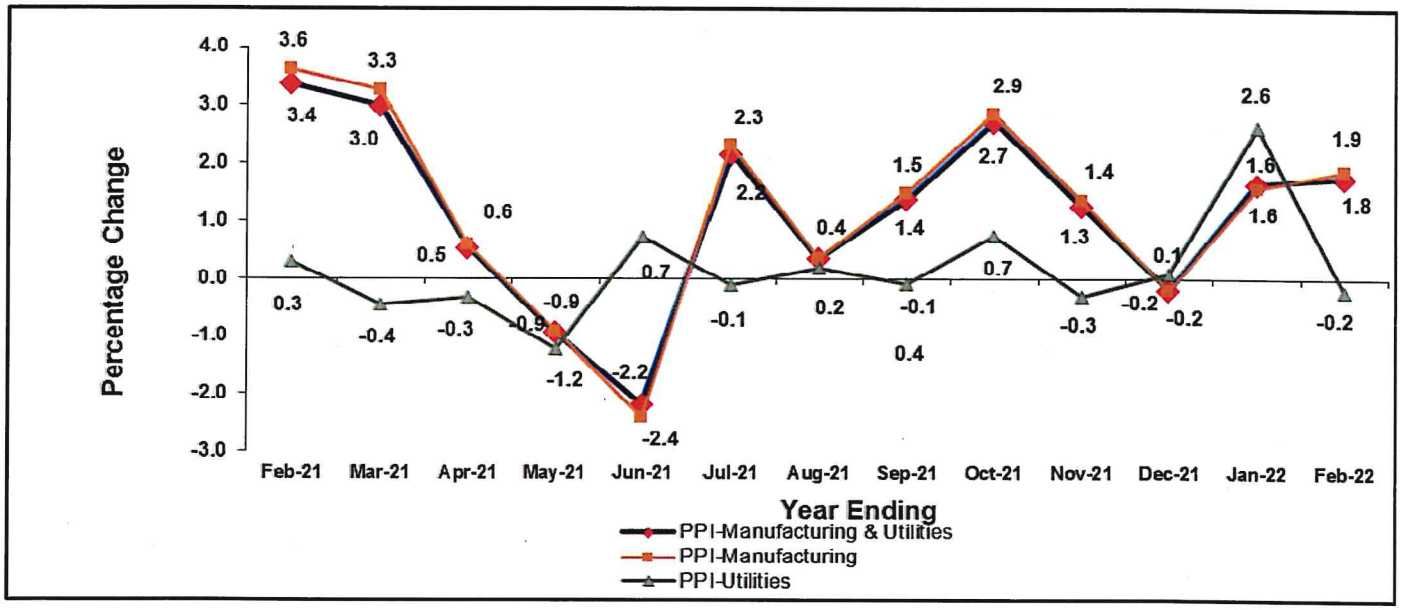

The Monthly Inflation for Exported Manufactured Products decreased by 1.8 percent in February 2022 compared to 0.4 percent rise registered in January 2022, Figure 4.
This was mainly attributed to the decrease in Inflation of commodities under Manufacture of Manufacture of Food Products that dropped by 2.0 percent in February 2022 compared to an earlier drop of 0.1 registered in January 2022 particularlly Processing & Preserving of Fish, Crastaceans and Molluscs that dropped by 5.3 percent compared to a 1.3 drop in January 2022.

In addition, the Monthly Inflation for goods produced for domestic market rose by 3.5 percent in February 2022 compared to 2.1 percent rise registered in January 2022, Figure 4.
This was mainly attributed to a rise in Inflation of Manufacture of Food Products by 4.8 percent, Chemical & Chemical Products by 7.2 percent, and Non-Metallic Mineral Products by 5.5 percent.

Figure 4: Monthly changes in PPI-Manufacturing for Domestic and Export, February 2021 – February 2022

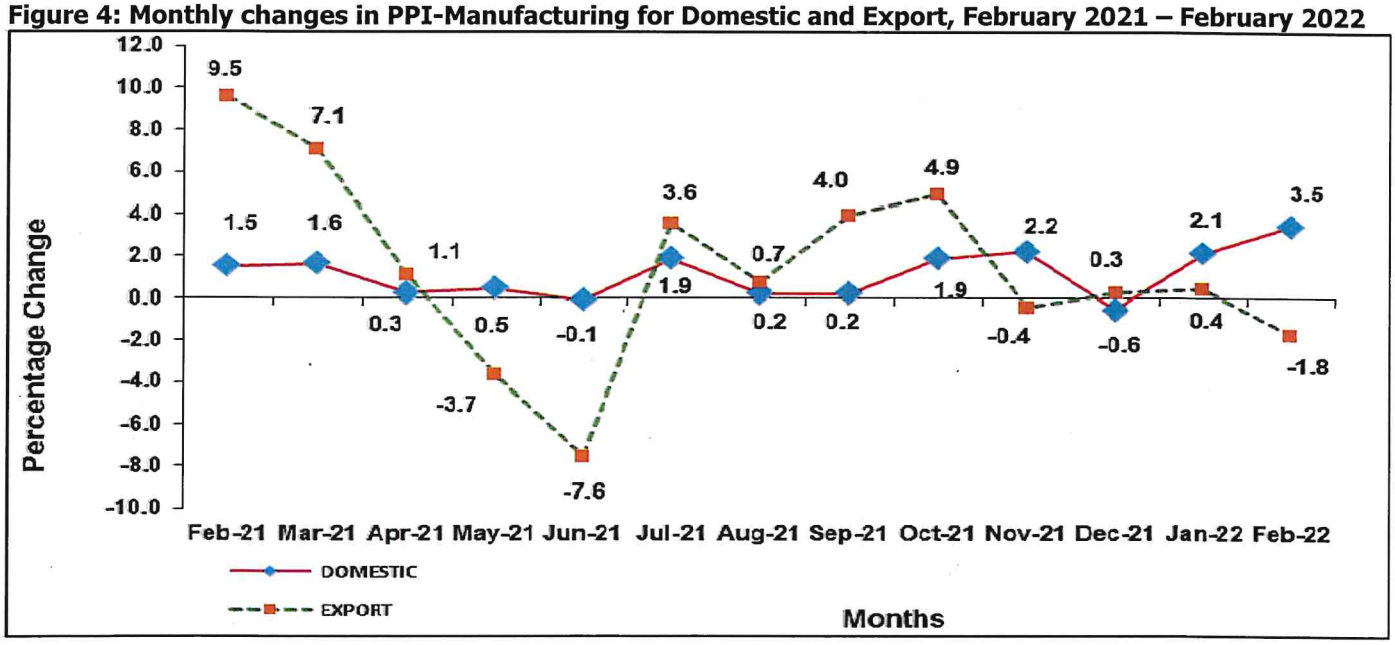

Table1a: Monthly Producer Price Index-Manufacturing and Utilities (PPI-M&U), February 2021 to February 2022

Base period: July 2009 to June 2010=100

Industry Group	Weight	Feb-21	Mar-21	Apr-21	May-21	Jun-21	Jul-21	Aug-21	Sep-21	Oct-21	Nov-21	Dec-21	Jan-22	Feb-22
PPI-MANUFACTURING AND UTILITIES (PPI -M&U)	**1000.000**	**198.21**	**204.13**	**205.23**	**203.33**	**198.90**	**203.20**	**203.92**	**206.74**	**212.36**	**215.05**	**214.64**	**218.17**	**221.99**
PPI-MANUFACTURING	**921.400**	**198.92**	**205.42**	**206.65**	**204.77**	**199.88**	**204.55**	**205.30**	**208.35**	**214.31**	**217.24**	**216.80**	**220.20**	**224.33**
PPI-UTILITIES	**78.600**	**190.12**	**189.27**	**188.67**	**186.38**	**187.73**	**187.51**	**187.84**	**187.68**	**189.08**	**188.52**	**188.68**	**193.65**	**193.23**
PPI-MANUFACTURING	**921.400**	**198.92**	**205.42**	**206.65**	**204.77**	**199.88**	**204.55**	**205.30**	**208.35**	**214.31**	**217.24**	**216.80**	**220.20**	**224.33**
MANUFACTURE OF FOOD PRODUCTS	**364.960**	**226.12**	**238.14**	**240.42**	**236.05**	**226.19**	**233.80**	**235.33**	**239.51**	**250.22**	**252.75**	**251.95**	**254.58**	**258.99**
MANUFACTURE OF BEVERAGES	**77.507**	**156.82**	**157.37**	**156.76**	**155.94**	**155.80**	**155.79**	**155.93**	**158.63**	**158.01**	**158.08**	**158.11**	**158.00**	**157.84**
MANUFACTURE OF TOBACCO PRODUCTS	**25.344**	**137.28**	**152.98**	**151.99**	**150.22**	**149.90**	**149.35**	**149.06**	**148.54**	**149.73**	**149.19**	**149.27**	**148.63**	**148.28**
MANUFACTURE OF TEXTILES	**19.225**	**263.93**	**267.14**	**267.14**	**274.37**	**274.37**	**274.37**	**274.37**	**280.75**	**274.37**	**280.75**	**280.75**	**280.75**	**280.75**
MANUFACTURE OF WEARING APPAREL	**55.243**	**240.76**	**241.53**	**241.53**	**243.22**	**243.22**	**244.00**	**244.00**	**245.47**	**242.94**	**244.41**	**244.41**	**245.31**	**245.31**
MANUFACTURE OF LEATHER & RELATED PRODUCTS	**15.917**	**149.11**	**148.98**	**147.87**	**145.90**	**145.55**	**150.49**	**150.85**	**161.94**	**170.06**	**180.74**	**190.59**	**189.45**	**188.82**
MANUFACTURE OF WOOD AND PRODUCTS OF WOOD, CORK, E	**7.316**	**159.36**	**159.35**	**159.25**	**159.06**	**159.03**	**159.03**	**159.06**	**159.00**	**159.13**	**159.06**	**159.07**	**159.00**	**158.96**
MANUFACTURE OF PAPER & PAPER PRODUCTS	**15.858**	**181.94**	**180.71**	**179.34**	**176.85**	**176.42**	**181.16**	**180.63**	**179.84**	**185.06**	**188.00**	**185.10**	**186.81**	**181.63**
PRINTING AND REPRODUCTION OF RECORDED MEDIA	**25.329**	**145.31**	**145.31**	**145.31**	**145.31**	**145.31**	**138.71**	**138.71**	**142.31**	**142.31**	**144.77**	**144.77**	**144.77**	**144.77**
MANUFACTURE OF CHEMICALS & CHEMICAL PRODUCTS	**72.487**	**175.09**	**179.08**	**177.53**	**177.65**	**176.48**	**185.87**	**185.92**	**190.97**	**202.59**	**219.87**	**221.95**	**236.80**	**251.55**
MANUFACTURE OF PHARMACEUTICALS, MEDICINAL CHEMICAL	**23.736**	**206.17**	**205.73**	**204.08**	**201.44**	**202.05**	**201.98**	**201.81**	**202.01**	**201.18**	**201.69**	**196.88**	**198.46**	**198.62**
MANUFACTURE OF RUBBER & PLASTIC PRODUCTS	**26.455**	**157.49**	**159.09**	**158.10**	**155.80**	**155.76**	**156.11**	**156.16**	**156.52**	**161.63**	**159.11**	**159.12**	**159.41**	**161.08**
MANUFACTURE OF OTHER NON-METALLIC MINERAL PRODUCTS	**137.550**	**132.79**	**132.77**	**133.43**	**133.04**	**133.00**	**133.00**	**133.04**	**133.66**	**133.86**	**133.77**	**133.78**	**133.70**	**140.43**
MANUFACTURE OF BASIC METALS	**14.534**	**202.47**	**204.71**	**213.35**	**213.73**	**213.70**	**215.62**	**215.89**	**213.36**	**217.01**	**205.09**	**207.33**	**207.81**	**206.40**
MANUFACTURE OF FABRICATED METAL PRODUCTS,EXCEPT M	**10.831**	**176.15**	**176.06**	**176.91**	**181.12**	**181.22**	**181.65**	**181.75**	**172.21**	**173.11**	**171.94**	**171.96**	**175.74**	**176.38**
MANUFACTURE OF ELECTRICAL EQUIPMENT	**15.239**	**170.14**	**170.13**	**178.53**	**178.20**	**178.14**	**188.23**	**188.23**	**192.24**	**192.24**	**180.39**	**180.39**	**181.80**	**181.80**
MANUFACTURE OF FURNITURE	**13.868**	**158.24**	**159.59**	**159.59**	**159.59**	**161.23**	**161.30**	**161.30**	**160.49**	**161.32**	**161.22**	**161.22**	**162.67**	**162.63**
MANUFACTURE OF FOOD PRODUCTS	**364.960**	**226.12**	**238.14**	**240.42**	**236.05**	**226.19**	**233.80**	**235.33**	**239.51**	**250.22**	**252.75**	**251.95**	**254.58**	**258.99**
Processing and Preserving of meat	8.219	266.98	266.98	266.98	266.98	266.98	266.98	266.98	266.98	266.98	274.39	274.39	274.39	274.39
Processing & Preserving of Fish, Crastaceans and Molluscs	19.899	388.15	425.07	424.33	398.84	351.07	368.87	367.54	369.16	395.78	395.03	391.80	386.59	366.20
Manufacture of Vegetable and Animal Oils and Fats	79.421	260.88	283.12	283.95	284.69	283.84	293.19	297.81	297.08	314.96	319.97	323.80	321.23	323.56
Manufacture of Dairy Products	5.625	157.35	157.35	157.35	157.35	157.35	157.35	157.35	157.35	157.35	157.35	157.35	161.67	161.67
Manufacture of Grain Milling products	82.113	173.01	173.29	173.16	172.94	172.90	175.58	176.05	176.35	178.22	182.03	151.51	185.60	189.01
Manufacture of Bakery products	25.197	180.08	180.08	180.08	180.08	180.08	185.85	185.07	185.00	187.95	187.48	187.51	189.80	190.09
Manufacture of Sugar	56.645	155.71	153.17	152.76	152.05	151.54	152.99	152.23	145.91	143.10	155.81	170.46	170.45	171.42
Coffee Processing	46.351	222.18	217.72	234.79	229.33	203.85	212.28	212.73	248.59	250.73	246.07	246.16	255.82	255.12
Tea Processing	28.588	148.11	145.16	142.21	142.94	142.74	147.62	147.76	145.23	145.80	143.08	141.99	148.41	148.44
Manufacture of Prepared Animal Feeds	12.901	198.14	198.14	198.14	198.14	198.14	198.14	198.14	194.83	196.53	196.53	196.53	199.97	333.84
MANUFACTURE OF BEVERAGES	**77.507**	**156.82**	**157.37**	**156.76**	**155.94**	**155.80**	**155.79**	**155.93**	**158.63**	**158.01**	**158.08**	**158.11**	**158.00**	**157.84**
Distilling, rectifying and blending of spirits	2.606	129.31	129.31	122.32	122.32	122.32	122.20	122.20	121.94	119.81	116.54	115.40	115.40	115.65
Manufacture of Malt Liquors and Malt	32.174	143.53	143.53	143.53	143.53	143.53	143.53	143.53	149.85	146.86	148.05	148.05	148.52	148.52
Manufacture of Soft Drinks, Production of Mineral waters and Other bot	42.728	167.22	168.10	167.32	165.95	165.72	165.72	165.94	166.52	167.44	166.90	166.98	166.50	166.23
MANUFACTURE OF TOBACCO PRODUCTS	**25.344**	**137.28**	**152.98**	**151.99**	**150.22**	**149.90**	**149.35**	**149.06**	**148.54**	**149.73**	**149.19**	**149.27**	**148.63**	**148.28**
Manufacture of Tobacco Products	25.344	137.28	152.98	151.99	150.22	149.90	149.35	149.06	148.54	149.73	149.19	149.27	148.63	148.28
MANUFACTURE OF TEXTILES	**19.225**	**263.93**	**267.14**	**267.14**	**274.37**	**274.37**	**274.37**	**274.37**	**280.75**	**274.37**	**280.75**	**280.75**	**280.75**	**280.75**
Manufacture of made-up textile articles, except apparel	19.225	263.93	267.14	267.14	274.37	274.37	274.37	274.37	280.75	274.37	280.75	280.75	280.75	280.75
MANUFACTURE OF WEARING APPAREL	**55.243**	**240.76**	**241.53**	**241.53**	**243.22**	**243.22**	**244.00**	**244.00**	**245.47**	**242.94**	**244.41**	**244.41**	**245.31**	**245.31**
Manufacture of wearing apparel, except fur apparel	55.243	240.76	241.53	241.53	243.22	243.22	244.00	244.00	245.47	242.94	244.41	244.41	245.31	245.31
MANUFACTURE OF LEATHER & RELATED PRODUCTS	**15.917**	**149.11**	**148.98**	**147.87**	**145.90**	**145.55**	**150.49**	**150.85**	**161.94**	**170.06**	**180.74**	**190.59**	**189.45**	**188.82**
Tanning and dressing of leather; dressing and dyeing of fur	11.844	145.76	145.58	144.01	141.20	140.71	147.69	148.19	163.22	170.17	183.83	196.43	194.99	194.20
Manufacture of footwear	4.073	158.09	158.09	158.09	158.09	158.09	158.09	158.09	158.09	169.77	171.07	171.07	171.07	171.07
MANUFACTURE OF WOOD AND PRODUCTS OF WOOD, CORK, E	**7.316**	**159.36**	**159.35**	**159.25**	**159.06**	**159.03**	**159.03**	**159.06**	**159.00**	**159.13**	**159.06**	**159.07**	**159.00**	**158.96**
Manufacture of Builders' Capentry & Joinery	7.316	159.36	159.35	159.25	159.06	159.03	159.03	159.06	159.00	159.13	159.06	159.07	159.00	158.96
MANUFACTURE OF PAPER & PAPER PRODUCTS	**15.858**	**181.94**	**180.71**	**179.34**	**176.85**	**176.42**	**181.16**	**180.63**	**179.84**	**185.06**	**188.00**	**185.10**	**186.81**	**181.63**
Manufacture of pulp, paper and paperboard	9.068	206.50	208.09	206.11	202.62	202.00	210.06	209.33	208.19	214.32	218.30	214.41	215.45	209.74
Manufacture of corrugated paper and paperboard and of containers of p	2.931	141.44	123.80	123.56	124.27	124.38	119.26	119.26	119.22	130.28	131.07	129.97	135.16	134.72
Manufacture of other articles of paper and paperboard	3.860	134.35	128.82	129.45	129.10	129.10	124.23	124.23	124.68	123.93	123.79	123.81	127.05	131.86

PRINTING AND REPRODUCTION OF RECORDED MEDIA	25.329	**145.31**	**145.31**	**145.31**	**145.31**	**145.31**	**138.71**	**138.71**	**142.31**	**142.31**	**144.77**	**144.77**	**144.77**	**144.77**
Printing	25.329	145.31	145.31	145.31	145.31	145.31	138.71	138.71	142.31	142.31	144.77	144.77	144.77	144.77
MANUFACTURE OF CHEMICALS & CHEMICAL PRODUCTS	72.487	**175.09**	**179.08**	**177.53**	**177.65**	**176.48**	**185.87**	**185.92**	**190.97**	**202.59**	**219.87**	**221.95**	**236.80**	**251.55**
Manufacture of paints, varnishes and similar coatings, printing ink and r	10.065	157.37	157.37	159.14	159.14	159.14	160.28	160.28	161.97	162.84	164.31	164.31	164.31	164.31
Manufacture of Soap, Detergents, cleaning and Polishing preparations	49.967	179.46	184.79	183.42	183.56	182.01	193.76	193.82	199.85	215.03	235.78	238.63	256.03	273.51
Manufacture of Other chemical Products n.e.c	12.456	169.84	170.44	165.64	165.83	165.63	169.37	169.37	171.62	170.28	176.42	174.30	180.83	183.64
MANUFACTURE OF PHARMACEUTICALS, MEDICINAL CHEMICAL	23.736	**206.17**	**205.73**	**204.08**	**201.44**	**202.05**	**201.98**	**201.81**	**202.01**	**201.18**	**201.69**	**196.88**	**198.46**	**198.62**
Manufacture of Pharmaceuticals, medecinal chemical and botanical pro	23.736	206.17	205.73	204.08	201.44	202.05	201.98	201.81	202.01	201.18	201.69	196.88	198.46	198.62
MANUFACTURE OF RUBBER & PLASTIC PRODUCTS	26.455	**157.49**	**159.09**	**158.10**	**155.80**	**155.76**	**156.11**	**156.16**	**156.52**	**161.63**	**159.11**	**159.12**	**159.41**	**161.08**
Manufacture of Plastic products	26.455	157.49	159.09	158.10	155.80	155.76	156.11	156.16	156.52	161.63	159.11	159.12	159.41	161.08
MANUFACTURE OF OTHER NON-METALLIC MINERAL PRODUCTS	137.550	**132.79**	**132.77**	**133.43**	**133.04**	**133.00**	**133.00**	**133.04**	**133.66**	**133.86**	**133.77**	**133.78**	**133.70**	**140.43**
Manufacture of Clay Building Materials	58.241	144.17	144.17	144.17	144.17	144.17	144.17	144.17	143.93	143.93	143.93	143.93	143.93	155.85
Manufacture of Cement, Lime and Plaster	60.121	117.80	117.76	119.72	118.55	118.44	118.44	118.54	120.72	121.19	120.92	120.95	120.71	120.58
Manufacture of Articles of Concrete, cement and plaster	19.188	136.31	136.31	136.31	136.31	136.31	136.31	136.31	136.31	136.62	136.62	136.62	136.62	141.34
MANUFACTURE OF BASIC METALS	14.534	**202.47**	**204.71**	**213.35**	**213.73**	**213.70**	**215.62**	**215.89**	**213.36**	**217.01**	**205.09**	**207.33**	**207.81**	**206.40**
Manufacture of basic iron and steel	14.534	202.47	204.71	213.35	213.73	213.70	215.62	215.89	213.36	217.01	205.09	207.33	207.81	206.40
MANUFACTURE OF FABRICATED METAL PRODUCTS,EXCEPT M	10.831	**176.15**	**176.06**	**176.91**	**181.12**	**181.22**	**181.65**	**181.75**	**172.21**	**173.11**	**171.94**	**171.96**	**175.74**	**176.38**
Manufacture of Other Fabricated Metals n.e.c	10.831	176.15	176.06	176.91	181.12	181.22	181.65	181.75	172.21	173.11	171.94	171.96	175.74	176.38
MANUFACTURE OF ELECTRICAL EQUIPMENT	15.239	**170.14**	**170.13**	**178.53**	**178.20**	**178.14**	**188.23**	**188.23**	**192.24**	**192.24**	**180.39**	**180.39**	**181.80**	**181.80**
Manufacture of Batteries and Accumulators	4.384	173.16	173.16	173.16	173.16	173.16	173.16	173.16	173.16	173.16	173.16	173.16	173.16	173.16
Manufacture of other electronic and electric wires and cables	10.856	168.89	168.87	180.60	180.16	180.08	193.67	193.67	198.95	198.95	183.14	183.14	185.06	185.06
MANUFACTURE OF FURNITURE	13.868	**158.24**	**159.59**	**159.59**	**159.59**	**161.23**	**161.30**	**161.30**	**160.49**	**161.32**	**161.22**	**161.22**	**162.67**	**162.63**
Manufacture of Furniture	13.868	158.24	159.59	159.59	159.59	161.23	161.30	161.30	160.49	161.32	161.22	161.22	162.67	162.63
PPI-UTILITIES	78.600	**190.12**	**189.27**	**188.67**	**186.38**	**187.73**	**187.51**	**187.84**	**187.68**	**189.08**	**188.52**	**188.68**	**193.65**	**193.23**
Water collection, treatment and supply	18.284	174.12	174.12	174.12	174.12	174.12	174.12	174.12	174.12	174.12	174.12	174.12	174.12	174.12
Electricity power generation	60.316	194.46	193.41	192.66	189.79	191.48	191.20	191.63	191.42	193.17	192.47	192.67	198.84	198.32

Table1b: Annual Changes in Producer Price Index -Manufacturing (Local Market), February 2021 to February 2022

Base period: July 2009 to June 2010=100

Industry Group	Weight	Feb-21	Mar-21	Apr-21	May-21	Jun-21	Jul-21	Aug-21	Sep-21	Oct-21	Nov-21	Dec-21	Jan-22	Feb-22
PPI-MANUFACTURING AND UTILITIES (PPI	**1000.000**	**9.0**	**10.2**	**11.6**	**11.1**	**9.8**	**11.7**	**12.6**	**12.8**	**15.6**	**18.0**	**15.4**	**13.8**	**12.0**
PPI-MANUFACTURING	**921.400**	**9.9**	**11.3**	**13.1**	**12.4**	**10.9**	**12.9**	**13.9**	**14.1**	**17.0**	**19.7**	**16.7**	**14.7**	**12.8**
PPI-UTILITIES	**78.600**	**-0.2**	**-1.7**	**-3.2**	**-3.4**	**-1.7**	**-1.3**	**-0.9**	**-1.2**	**-0.7**	**-1.0**	**-0.4**	**2.2**	**1.6**
PPI-MANUFACTURING	**921.400**	**9.9**	**11.3**	**13.1**	**12.4**	**10.9**	**12.9**	**13.9**	**14.1**	**17.0**	**19.7**	**16.7**	**14.7**	**12.8**
MANUFACTURE OF FOOD PRODUCTS	**364.960**	**13.7**	**15.9**	**19.5**	**17.9**	**15.1**	**18.4**	**20.2**	**21.0**	**26.4**	**29.9**	**25.3**	**19.4**	**14.5**
MANUFACTURE OF BEVERAGES	**77.507**	**-0.7**	**-0.6**	**-1.1**	**-1.6**	**-1.2**	**-0.9**	**-0.4**	**1.3**	**0.8**	**0.9**	**2.4**	**0.9**	**0.7**
MANUFACTURE OF TOBACCO PRODUCTS	**25.344**	**0.7**	**10.2**	**9.2**	**6.9**	**7.7**	**8.0**	**8.4**	**7.6**	**8.0**	**7.8**	**8.8**	**7.8**	**8.0**
MANUFACTURE OF TEXTILES	**19.225**	**19.4**	**20.8**	**20.8**	**24.1**	**24.1**	**24.1**	**24.1**	**14.5**	**10.5**	**13.0**	**10.3**	**11.2**	**6.4**
MANUFACTURE OF WEARING APPAREL	**55.243**	**8.8**	**9.2**	**9.2**	**9.9**	**9.9**	**10.2**	**10.2**	**8.2**	**5.9**	**6.6**	**2.9**	**3.1**	**1.9**
MANUFACTURE OF LEATHER & RELATED	**15.917**	**0.2**	**-1.6**	**-2.5**	**1.1**	**1.8**	**5.8**	**6.4**	**13.9**	**20.6**	**28.4**	**27.8**	**26.5**	**26.6**
MANUFACTURE OF WOOD AND PRODUCT	**7.316**	**0.0**	**-0.2**	**-0.3**	**-0.4**	**-0.3**	**-0.3**	**-0.2**	**-0.3**	**-0.2**	**-0.3**	**-0.2**	**-0.3**	**-0.3**
MANUFACTURE OF PAPER & PAPER PROD	**15.858**	**-5.6**	**-8.3**	**-7.9**	**-4.7**	**-4.2**	**-0.2**	**0.0**	**0.2**	**2.6**	**4.4**	**3.8**	**2.4**	**-0.2**
PRINTING AND REPRODUCTION OF RECOR	**25.329**	**5.5**	**5.5**	**5.5**	**5.5**	**5.5**	**0.7**	**0.7**	**3.3**	**3.3**	**5.1**	**5.1**	**4.2**	**-0.4**
MANUFACTURE OF CHEMICALS & CHEMIC	**72.487**	**8.6**	**8.2**	**7.2**	**6.5**	**5.9**	**11.8**	**12.0**	**15.7**	**20.9**	**31.2**	**32.2**	**40.0**	**43.7**
MANUFACTURE OF PHARMACEUTICALS, M	**23.736**	**13.4**	**13.7**	**9.6**	**8.3**	**5.3**	**-0.4**	**-1.7**	**-3.0**	**-3.4**	**-2.2**	**-4.5**	**-4.1**	**-3.7**
MANUFACTURE OF RUBBER & PLASTIC PI	**26.455**	**2.3**	**3.0**	**2.8**	**1.3**	**1.4**	**1.9**	**1.8**	**2.2**	**5.5**	**3.9**	**1.8**	**1.2**	**2.3**
MANUFACTURE OF OTHER NON-METALLIC	**137.550**	**1.7**	**1.5**	**1.9**	**1.6**	**1.7**	**0.8**	**0.5**	**1.2**	**1.3**	**1.3**	**1.4**	**-0.5**	**5.8**
MANUFACTURE OF BASIC METALS	**14.534**	**9.0**	**7.9**	**12.3**	**12.3**	**13.8**	**13.6**	**14.0**	**7.9**	**10.0**	**3.9**	**4.6**	**3.4**	**1.9**
MANUFACTURE OF FABRICATED METAL P	**10.831**	**-2.7**	**-4.3**	**-3.8**	**-1.4**	**-0.5**	**-0.9**	**-0.3**	**-10.8**	**-12.0**	**-12.3**	**-14.5**	**-10.9**	**0.1**
MANUFACTURE OF ELECTRICAL EQUIPME	**15.239**	**2.4**	**2.2**	**7.2**	**7.0**	**7.1**	**13.2**	**13.3**	**18.9**	**18.8**	**11.5**	**11.6**	**8.4**	**6.8**
MANUFACTURE OF FURNITURE	**13.868**	**-10.2**	**-9.4**	**-9.4**	**-9.4**	**-8.5**	**-8.5**	**-8.6**	**2.4**	**2.4**	**2.3**	**2.3**	**2.4**	**2.8**
MANUFACTURE OF FOOD PRODUCTS	**364.960**	**13.7**	**15.9**	**19.5**	**17.9**	**15.1**	**18.4**	**20.2**	**21.0**	**26.4**	**29.9**	**25.3**	**19.4**	**14.5**
Processing and Preserving of meat	8.219	0.0	-0.3	0.0	0.0	-0.7	0.0	0.0	0.0	0.0	2.8	2.8	2.8	2.8
Processing & Preserving of Fish, Crastaceans	19.899	37.8	46.3	86.3	72.8	54.0	42.4	54.2	39.1	45.2	63.7	68.0	35.0	-5.7
Manufacture of Vegetable and Animal Oils and	79.421	23.0	25.7	24.9	21.3	23.2	26.8	26.7	26.2	31.4	33.6	29.0	24.7	24.0
Manufacture of Dairy Products	5.625	-3.4	-3.4	-3.4	-3.4	-3.4	-3.4	-3.4	-3.4	-3.4	-3.4	-3.4	-0.8	2.7
Manufacture of Grain Milling products	82.113	0.6	0.2	-0.6	-1.3	-0.9	3.8	4.7	5.8	7.4	9.3	-10.8	7.9	9.2
Manufacture of Bakery products	25.197	4.2	4.2	4.2	4.2	4.2	7.5	7.1	7.0	8.4	8.1	8.3	9.6	5.6
Manufacture of Sugar	56.645	-10.9	-14.1	-13.9	-12.8	-11.7	-10.0	-10.4	-10.7	-6.8	1.6	4.8	4.6	10.1
Coffee Processing	46.351	2.4	-4.1	1.8	8.5	3.6	11.0	16.2	32.2	40.9	42.3	28.9	12.7	14.8
Tea Processing	28.588	21.2	24.3	11.7	11.6	12.1	13.4	9.9	6.8	7.3	4.4	6.7	11.7	0.2
Manufacture of Prepared Animal Feeds	12.901	0.7	0.7	0.7	0.7	0.7	0.7	0.7	-1.0	-0.2	-0.2	-0.8	0.9	68.5
MANUFACTURE OF BEVERAGES	**77.507**	**-0.7**	**-0.6**	**-1.1**	**-1.6**	**-1.2**	**-0.9**	**-0.4**	**1.3**	**0.8**	**0.9**	**2.4**	**0.9**	**0.7**
Distilling, rectifying and blending of spirits	2.606	-1.5	-1.5	-7.9	-7.9	-7.4	-7.5	-5.3	-6.2	-7.3	-9.9	-12.5	-12.5	-10.6
Manufacture of Malt Liquors and Malt	32.174	0.0	0.0	0.0	0.0	0.0	0.0	0.0	4.4	2.3	3.2	-0.7	3.5	3.5
Manufacture of Soft Drinks, Production of Mine	42.728	-1.0	-1.0	-1.5	-2.3	-1.7	-1.3	-0.6	-0.2	0.1	-0.1	4.6	-0.1	-0.6
MANUFACTURE OF TOBACCO PRODUCTS	**25.344**	**0.7**	**10.2**	**9.2**	**6.9**	**7.7**	**8.0**	**8.4**	**7.6**	**8.0**	**7.8**	**8.8**	**7.8**	**8.0**
Manufacture of Tobacco Products	25.344	0.7	10.2	9.2	6.9	7.7	8.0	8.4	7.6	8.0	7.8	8.8	7.8	8.0
MANUFACTURE OF TEXTILES	**19.225**	**19.4**	**20.8**	**20.8**	**24.1**	**24.1**	**24.1**	**24.1**	**14.5**	**10.5**	**13.0**	**10.3**	**11.2**	**6.4**
Manufacture of made-up textile articles, except	19.225	19.4	20.8	20.8	24.1	24.1	24.1	24.1	14.5	10.5	13.0	10.3	11.2	6.4

MANUFACTURE OF WEARING APPAREL	**55.243**	**8.8**	**9.2**	**9.2**	**9.9**	**9.9**	**10.2**	**10.2**	**8.2**	**5.9**	**6.6**	**2.9**	**3.1**	**1.9**
Manufacture of wearing apparel, except fur app	55.243	8.8	9.2	9.2	9.9	9.9	10.2	10.2	8.2	5.9	6.6	2.9	3.1	1.9
MANUFACTURE OF LEATHER & RELATED	**15.917**	**0.2**	**-1.6**	**-2.5**	**1.1**	**1.8**	**5.8**	**6.4**	**13.9**	**20.6**	**28.4**	**27.8**	**26.5**	**26.6**
Tanning and dressing of leather; dressing and	11.844	1.8	-0.9	-2.3	3.4	4.5	10.7	11.8	22.6	27.0	37.5	34.8	32.9	33.2
Manufacture of footwear	4.073	-3.0	-3.0	-3.0	-3.0	-3.0	-3.0	-3.4	-3.4	7.4	8.2	8.2	8.2	8.2
MANUFACTURE OF WOOD AND PRODUCT	**7.316**	**0.0**	**-0.2**	**-0.3**	**-0.4**	**-0.3**	**-0.3**	**-0.2**	**-0.3**	**-0.2**	**-0.3**	**-0.2**	**-0.3**	**-0.3**
Manufacture of Builders' Capentry & Joinery	7.316	0.0	-0.2	-0.3	-0.4	-0.3	-0.3	-0.2	-0.3	-0.2	-0.3	-0.2	-0.3	-0.3
MANUFACTURE OF PAPER & PAPER PRODUCTS	**15.858**	**-5.6**	**-8.3**	**-7.9**	**-4.7**	**-4.2**	**-0.2**	**0.0**	**0.2**	**2.6**	**4.4**	**3.8**	**2.4**	**-0.2**
Manufacture of pulp, paper and paperboard	9.068	-6.7	-8.4	-8.0	-4.0	-3.5	2.2	2.4	2.6	5.0	7.2	6.5	4.0	1.6
Manufacture of corrugated paper and paperboa	2.931	0.0	-12.5	-12.6	-12.1	-12.1	-15.7	-15.7	-15.7	-7.9	-7.3	-8.1	-4.4	-4.7
Manufacture of other articles of paper and pape	3.860	-2.0	-6.4	-6.0	-6.3	-4.3	-7.8	-7.7	-7.6	-8.2	-8.3	-8.1	-5.9	-1.9
PRINTING AND REPRODUCTION OF RECOI	**25.329**	**5.5**	**5.5**	**5.5**	**5.5**	**5.5**	**0.7**	**0.7**	**3.3**	**3.3**	**5.1**	**5.1**	**4.2**	**-0.4**
Printing	25.329	5.5	5.5	5.5	5.5	5.5	0.7	0.7	3.3	3.3	5.1	5.1	4.2	-0.4
MANUFACTURE OF CHEMICALS & CHEMIC	**72.487**	**8.6**	**8.2**	**7.2**	**6.5**	**5.9**	**11.8**	**12.0**	**15.7**	**20.9**	**31.2**	**32.2**	**40.0**	**43.7**
Manufacture of paints, varnishes and similar co	10.065	0.0	0.0	1.1	1.1	1.1	1.9	1.9	2.9	3.5	4.4	4.4	4.4	4.4
Manufacture of Soap, Detergents, cleaning and	49.967	12.1	11.2	10.3	9.3	8.6	15.9	16.1	20.8	27.2	39.5	40.8	49.6	52.4
Manufacture of Other chemical Products n.e.c	12.456	0.9	0.7	-2.1	-2.0	-2.2	0.0	0.0	1.5	0.4	4.1	2.7	6.4	8.1
MANUFACTURE OF PHARMACEUTICALS, N	**23.736**	**13.4**	**13.7**	**9.6**	**8.3**	**5.3**	**-0.4**	**-1.7**	**-3.0**	**-3.4**	**-2.2**	**-4.5**	**-4.1**	**-3.7**
Manufacture of Pharmaceuticals, medecinal ch	23.736	13.4	13.7	9.6	8.3	5.3	-0.4	-1.7	-3.0	-3.4	-2.2	-4.5	-4.1	-3.7
MANUFACTURE OF RUBBER & PLASTIC PI	**26.455**	**2.3**	**3.0**	**2.8**	**1.3**	**1.4**	**1.9**	**1.8**	**2.2**	**5.5**	**3.9**	**1.8**	**1.2**	**2.3**
Manufacture of Plastic products	26.455	2.3	3.0	2.8	1.3	1.4	1.9	1.8	2.2	5.5	3.9	1.8	1.2	2.3
MANUFACTURE OF OTHER NON-METALLIC	**137.550**	**1.7**	**1.5**	**1.9**	**1.6**	**1.7**	**0.8**	**0.5**	**1.2**	**1.3**	**1.3**	**1.4**	**-0.5**	**5.8**
Manufacture of Clay Building Materials	58.241	3.6	3.6	3.6	3.6	3.6	3.3	2.6	3.4	3.4	3.4	3.4	-0.2	8.1
Manufacture of Cement, Lime and Plaster	60.121	-1.0	-1.7	-0.2	-1.2	-0.9	-3.0	-2.7	-1.6	-1.4	-1.5	-1.1	-1.6	2.4
Manufacture of Articles of Concrete, cement an	19.188	0.6	0.6	0.6	0.6	0.6	0.6	0.0	0.0	0.2	0.2	0.2	0.2	3.7
MANUFACTURE OF BASIC METALS	**14.534**	**9.0**	**7.9**	**12.3**	**12.3**	**13.8**	**13.6**	**14.0**	**7.9**	**10.0**	**3.9**	**4.6**	**3.4**	**1.9**
Manufacture of basic iron and steel	14.534	9.0	7.9	12.3	12.3	13.8	13.6	14.0	7.9	10.0	3.9	4.6	3.4	1.9
MANUFACTURE OF FABRICATED METAL P	**10.831**	**-2.7**	**-4.3**	**-3.8**	**-1.4**	**-0.5**	**-0.9**	**-0.3**	**-10.8**	**-12.0**	**-12.3**	**-14.5**	**-10.9**	**0.1**
Manufacture of Other Fabricated Metals n.e.c	10.831	-2.7	-4.3	-3.8	-1.4	-0.5	-0.9	-0.3	-10.8	-12.0	-12.3	-14.5	-10.9	0.1
MANUFACTURE OF ELECTRICAL EQUIPME	**15.239**	**2.4**	**2.2**	**7.2**	**7.0**	**7.1**	**13.2**	**13.3**	**18.9**	**18.8**	**11.5**	**11.6**	**8.4**	**6.8**
Manufacture of Batteries and Accumulators	4.384	-7.4	-7.4	-7.4	-7.4	-7.4	-7.4	-7.4	0.0	0.0	0.0	0.0	0.0	0.0
Manufacture of other electronic and electric wir	10.856	8.2	7.9	15.3	15.0	15.1	24.0	24.1	27.0	26.9	16.9	17.0	11.9	9.6
MANUFACTURE OF FURNITURE	**13.868**	**-10.2**	**-9.4**	**-9.4**	**-9.4**	**-8.5**	**-8.5**	**-8.6**	**2.4**	**2.4**	**2.3**	**2.3**	**2.4**	**2.8**
Manufacture of Furniture	13.868	-10.2	-9.4	-9.4	-9.4	-8.5	-8.5	-8.6	2.4	2.4	2.3	2.3	2.4	2.8

PPI-UTILITIES	**78.600**	**-0.2**	**-1.7**	**-3.2**	**-3.4**	**-1.7**	**-1.3**	**-0.9**	**-1.2**	**-0.7**	**-1.0**	**-0.4**	**2.2**	**1.6**
Water collection, treatment and supply	18.284	0.0	0.0	0.0	0.0	0.0	0.0	0.0	0.0	0.0	0.0	0.0	0.0	0.0
Electricity power generation	60.316	-0.2	-2.0	-3.8	-4.2	-2.0	-1.6	-1.1	-1.4	-0.9	-1.2	-0.5	2.6	2.0

Table1c: Monthly Changes in Producer Price Index-Manufacturing and Utilities (PPI-M&U) , February 2021 to February 2022

Base period: July 2009 to June 2010=100

Industry Group	Weight	Feb-21	Mar-21	Apr-21	May-21	Jun-21	Jul-21	Aug-21	Sep-21	Oct-21	Nov-21	Dec-21	Jan-22	Feb-22
PPI-MANUFACTURING AND UTILITIES (PPI -M&U)	**1000.000**	**3.4**	**3.0**	**0.5**	**-0.9**	**-2.2**	**2.2**	**0.4**	**1.4**	**2.7**	**1.3**	**-0.2**	**1.6**	**1.8**
PPI-MANUFACTURING	**921.400**	**3.6**	**3.3**	**0.6**	**-0.9**	**-2.4**	**2.3**	**0.4**	**1.5**	**2.9**	**1.4**	**-0.2**	**1.6**	**1.9**
PPI-UTILITIES	**78.600**	**0.3**	**-0.4**	**-0.3**	**-1.2**	**0.7**	**-0.1**	**0.2**	**-0.1**	**0.7**	**-0.3**	**0.1**	**2.6**	**-0.2**
PPI-MANUFACTURING	**921.400**	**3.6**	**3.3**	**0.6**	**-0.9**	**-2.4**	**2.3**	**0.4**	**1.5**	**2.9**	**1.4**	**-0.2**	**1.6**	**1.9**
MANUFACTURE OF FOOD PRODUCTS	**364.960**	**6.1**	**5.3**	**1.0**	**-1.8**	**-4.2**	**3.4**	**0.7**	**1.8**	**4.5**	**1.0**	**-0.3**	**1.0**	**1.7**
MANUFACTURE OF BEVERAGES	**77.507**	**0.2**	**0.4**	**-0.4**	**-0.5**	**-0.1**	**0.0**	**0.1**	**1.7**	**-0.4**	**0.0**	**0.0**	**-0.1**	**-0.1**
MANUFACTURE OF TOBACCO PRODUCTS	**25.344**	**-0.5**	**11.4**	**-0.7**	**-1.2**	**-0.2**	**-0.4**	**-0.2**	**-0.4**	**0.8**	**-0.4**	**0.1**	**-0.4**	**-0.2**
MANUFACTURE OF TEXTILES	**19.225**	**4.6**	**1.2**	**0.0**	**2.7**	**0.0**	**0.0**	**0.0**	**2.3**	**-2.3**	**2.3**	**0.0**	**0.0**	**0.0**
MANUFACTURE OF WEARING APPAREL	**55.243**	**1.2**	**0.3**	**0.0**	**0.7**	**0.0**	**0.3**	**0.0**	**0.6**	**-1.0**	**0.6**	**0.0**	**0.4**	**0.0**
MANUFACTURE OF LEATHER & RELATED PRODU	**15.917**	**-0.5**	**-0.1**	**-0.7**	**-1.3**	**-0.2**	**3.4**	**0.2**	**7.4**	**5.0**	**6.3**	**5.5**	**-0.6**	**-0.3**
MANUFACTURE OF WOOD AND PRODUCTS OF W	**7.316**	**0.0**	**0.0**	**-0.1**	**-0.1**	**0.0**	**0.0**	**0.0**	**0.0**	**0.1**	**0.0**	**0.0**	**0.0**	**0.0**
MANUFACTURE OF PAPER & PAPER PRODUCTS	**15.858**	**-0.3**	**-0.7**	**-0.8**	**-1.4**	**-0.2**	**2.7**	**-0.3**	**-0.4**	**2.9**	**1.6**	**-1.5**	**0.9**	**-2.8**
PRINTING AND REPRODUCTION OF RECORDED I	**25.329**	**4.6**	**0.0**	**0.0**	**0.0**	**0.0**	**-4.5**	**0.0**	**2.6**	**0.0**	**1.7**	**0.0**	**0.0**	**0.0**
MANUFACTURE OF CHEMICALS & CHEMICAL PR	**72.487**	**3.5**	**2.3**	**-0.9**	**0.1**	**-0.7**	**5.3**	**0.0**	**2.7**	**6.1**	**8.5**	**0.9**	**6.7**	**6.2**
MANUFACTURE OF PHARMACEUTICALS, MEDICI	**23.736**	**-0.4**	**-0.2**	**-0.8**	**-1.3**	**0.3**	**0.0**	**-0.1**	**0.1**	**-0.4**	**0.3**	**-2.4**	**0.8**	**0.1**
MANUFACTURE OF RUBBER & PLASTIC PRODUC	**26.455**	**0.0**	**1.0**	**-0.6**	**-1.5**	**0.0**	**0.2**	**0.0**	**0.2**	**3.3**	**-1.6**	**0.0**	**0.2**	**1.0**
MANUFACTURE OF OTHER NON-METALLIC MINE	**137.550**	**-1.2**	**0.0**	**0.5**	**-0.3**	**0.0**	**0.0**	**0.0**	**0.5**	**0.2**	**-0.1**	**0.0**	**-0.1**	**5.0**
MANUFACTURE OF BASIC METALS	**14.534**	**0.7**	**1.1**	**4.2**	**0.2**	**0.0**	**0.9**	**0.1**	**-1.2**	**1.7**	**-5.5**	**1.1**	**0.2**	**-0.7**
MANUFACTURE OF FABRICATED METAL PRODU	**10.831**	**-10.7**	**-0.1**	**0.5**	**2.4**	**0.1**	**0.2**	**0.1**	**-5.2**	**0.5**	**-0.7**	**0.0**	**2.2**	**0.4**
MANUFACTURE OF ELECTRICAL EQUIPMENT	**15.239**	**1.4**	**0.0**	**4.9**	**-0.2**	**0.0**	**5.7**	**0.0**	**2.1**	**0.0**	**-6.2**	**0.0**	**0.8**	**0.0**
MANUFACTURE OF FURNITURE	**13.868**	**-0.4**	**0.9**	**0.0**	**0.0**	**1.0**	**0.0**	**0.0**	**-0.5**	**0.5**	**-0.1**	**0.0**	**0.9**	**0.0**
MANUFACTURE OF FOOD PRODUCTS	**364.960**	**6.1**	**5.3**	**1.0**	**-1.8**	**-4.2**	**3.4**	**0.7**	**1.8**	**4.5**	**1.0**	**-0.3**	**1.0**	**1.7**
Processing and Preserving of meat	8.219	0.0	0.0	0.0	0.0	0.0	0.0	0.0	0.0	0.0	2.8	0.0	0.0	0.0
Processing & Preserving of Fish, Crastaceans and M	19.899	35.5	9.5	-0.2	-6.0	-12.0	5.1	-0.4	0.4	7.2	-0.2	-0.8	-1.3	-5.3
Manufacture of Vegetable and Animal Oils and Fats	79.421	1.3	8.5	0.3	0.3	-0.3	3.3	1.6	-0.2	6.0	1.6	1.2	-0.8	0.7
Manufacture of Dairy Products	5.625	-3.4	0.0	0.0	0.0	0.0	0.0	0.0	0.0	0.0	0.0	0.0	2.7	0.0
Manufacture of Grain Milling products	82.113	0.6	0.2	-0.1	-0.1	0.0	1.6	0.3	0.2	1.1	2.1	-16.8	22.5	1.8
Manufacture of Bakery products	25.197	4.0	0.0	0.0	0.0	0.0	3.2	-0.4	0.0	1.6	-0.3	0.0	1.2	0.2
Manufacture of Sugar	56.645	-4.4	-1.6	-0.3	-0.5	-0.3	1.0	-0.5	-4.2	-1.9	8.9	9.4	0.0	0.6
Coffee Processing	46.351	-2.2	-2.0	7.8	-2.3	-11.1	4.1	0.2	16.9	0.9	-1.9	0.0	3.9	-0.3
Tea Processing	28.588	11.5	-2.0	-2.0	0.5	-0.1	3.4	0.1	-1.7	0.4	-1.9	-0.8	4.5	0.0
Manufacture of Prepared Animal Feeds	12.901	0.0	0.0	0.0	0.0	0.0	0.0	0.0	-1.7	0.9	0.0	0.0	1.8	66.9
MANUFACTURE OF BEVERAGES	**77.507**	**0.2**	**0.4**	**-0.4**	**-0.5**	**-0.1**	**0.0**	**0.1**	**1.7**	**-0.4**	**0.0**	**0.0**	**-0.1**	**-0.1**
Distilling, rectifying and blending of spirits	2.606	-2.0	0.0	-5.4	0.0	0.0	-0.1	0.0	-0.2	-1.8	-2.7	-1.0	0.0	0.2
Manufacture of Malt Liquors and Malt	32.174	0.0	0.0	0.0	0.0	0.0	0.0	0.0	4.4	-2.0	0.8	0.0	0.3	0.0
Manufacture of Soft Drinks, Production of Mineral wat	42.728	0.3	0.5	-0.5	-0.8	-0.1	0.0	0.1	0.3	0.6	-0.3	0.0	-0.3	-0.2
MANUFACTURE OF TOBACCO PRODUCTS	**25.344**	**-0.5**	**11.4**	**-0.7**	**-1.2**	**-0.2**	**-0.4**	**-0.2**	**-0.4**	**0.8**	**-0.4**	**0.1**	**-0.4**	**-0.2**
Manufacture of Tobacco Products	25.344	-0.5	11.4	-0.7	-1.2	-0.2	-0.4	-0.2	-0.4	0.8	-0.4	0.1	-0.4	-0.2
MANUFACTURE OF TEXTILES	**19.225**	**4.6**	**1.2**	**0.0**	**2.7**	**0.0**	**0.0**	**0.0**	**2.3**	**-2.3**	**2.3**	**0.0**	**0.0**	**0.0**

Manufacture of made-up textile articles, except appar	19.225	4.6	1.2	0.0	2.7	0.0	0.0	0.0	2.3	-2.3	2.3	0.0	0.0	0.0
MANUFACTURE OF WEARING APPAREL	**55.243**	**1.2**	**0.3**	**0.0**	**0.7**	**0.0**	**0.3**	**0.0**	**0.6**	**-1.0**	**0.6**	**0.0**	**0.4**	**0.0**
Manufacture of wearing apparel, except fur apparel	55.243	1.2	0.3	0.0	0.7	0.0	0.3	0.0	0.6	-1.0	0.6	0.0	0.4	0.0
MANUFACTURE OF LEATHER & RELATED PRODU	**15.917**	**-0.5**	**-0.1**	**-0.7**	**-1.3**	**-0.2**	**3.4**	**0.2**	**7.4**	**5.0**	**6.3**	**5.5**	**-0.6**	**-0.3**
Tanning and dressing of leather; dressing and dyeing	11.844	-0.7	-0.1	-1.1	-1.9	-0.3	5.0	0.3	10.1	4.3	8.0	6.9	-0.7	-0.4
Manufacture of footwear	4.073	0.0	0.0	0.0	0.0	0.0	0.0	0.0	0.0	7.4	0.8	0.0	0.0	0.0
MANUFACTURE OF WOOD AND PRODUCTS OF W	**7.316**	**0.0**	**0.0**	**-0.1**	**-0.1**	**0.0**	**0.0**	**0.0**	**0.0**	**0.1**	**0.0**	**0.0**	**0.0**	**0.0**
Manufacture of Builders' Capentry & Joinery	7.316	0.0	0.0	-0.1	-0.1	0.0	0.0	0.0	0.0	0.1	0.0	0.0	0.0	0.0
MANUFACTURE OF PAPER & PAPER PRODUCTS	**15.858**	**-0.3**	**-0.7**	**-0.8**	**-1.4**	**-0.2**	**2.7**	**-0.3**	**-0.4**	**2.9**	**1.6**	**-1.5**	**0.9**	**-2.8**
Manufacture of pulp, paper and paperboard	9.068	-0.3	0.8	-0.9	-1.7	-0.3	4.0	-0.3	-0.5	2.9	1.9	-1.8	0.5	-2.6
Manufacture of corrugated paper and paperboard and	2.931	0.0	-12.5	-0.2	0.6	0.1	-4.1	0.0	0.0	9.3	0.6	-0.8	4.0	-0.3
Manufacture of other articles of paper and paperboard	3.860	-0.5	-4.1	0.5	-0.3	0.0	-3.8	0.0	0.4	-0.6	-0.1	0.0	2.6	3.8
PRINTING AND REPRODUCTION OF RECORDED I	**25.329**	**4.6**	**0.0**	**0.0**	**0.0**	**0.0**	**-4.5**	**0.0**	**2.6**	**0.0**	**1.7**	**0.0**	**0.0**	**0.0**
Printing	25.329	4.6	0.0	0.0	0.0	0.0	-4.5	0.0	2.6	0.0	1.7	0.0	0.0	0.0
MANUFACTURE OF CHEMICALS & CHEMICAL PR	**72.487**	**3.5**	**2.3**	**-0.9**	**0.1**	**-0.7**	**5.3**	**0.0**	**2.7**	**6.1**	**8.5**	**0.9**	**6.7**	**6.2**
Manufacture of paints, varnishes and similar coatings	10.065	0.0	0.0	1.1	0.0	0.0	0.7	0.0	1.1	0.5	0.9	0.0	0.0	0.0
Manufacture of Soap, Detergents, cleaning and Polish	49.967	4.8	3.0	-0.7	0.1	-0.8	6.5	0.0	3.1	7.6	9.6	1.2	7.3	6.8
Manufacture of Other chemical Products n.e.c	12.456	0.0	0.4	-2.8	0.1	-0.1	2.3	0.0	1.3	-0.8	3.6	-1.2	3.7	1.6
MANUFACTURE OF PHARMACEUTICALS, MEDICI	**23.736**	**-0.4**	**-0.2**	**-0.8**	**-1.3**	**0.3**	**0.0**	**-0.1**	**0.1**	**-0.4**	**0.3**	**-2.4**	**0.8**	**0.1**
Manufacture of Pharmaceuticals, medecinal chemical	23.736	-0.4	-0.2	-0.8	-1.3	0.3	0.0	-0.1	0.1	-0.4	0.3	-2.4	0.8	0.1
MANUFACTURE OF RUBBER & PLASTIC PRODUC	**26.455**	**0.0**	**1.0**	**-0.6**	**-1.5**	**0.0**	**0.2**	**0.0**	**0.2**	**3.3**	**-1.6**	**0.0**	**0.2**	**1.0**
Manufacture of Plastic products	26.455	0.0	1.0	-0.6	-1.5	0.0	0.2	0.0	0.2	3.3	-1.6	0.0	0.2	1.0
MANUFACTURE OF OTHER NON-METALLIC MINE	**137.550**	**-1.2**	**0.0**	**0.5**	**-0.3**	**0.0**	**0.0**	**0.0**	**0.5**	**0.2**	**-0.1**	**0.0**	**-0.1**	**5.0**
Manufacture of Clay Building Materials	58.241	0.0	0.0	0.0	0.0	0.0	0.0	0.0	-0.2	0.0	0.0	0.0	0.0	8.3
Manufacture of Cement, Lime and Plaster	60.121	-3.9	0.0	1.7	-1.0	-0.1	0.0	0.1	1.8	0.4	-0.2	0.0	-0.2	-0.1
Manufacture of Articles of Concrete, cement and plas	19.188	0.0	0.0	0.0	0.0	0.0	0.0	0.0	0.0	0.2	0.0	0.0	0.0	3.5
MANUFACTURE OF BASIC METALS	**14.534**	**0.7**	**1.1**	**4.2**	**0.2**	**0.0**	**0.9**	**0.1**	**-1.2**	**1.7**	**-5.5**	**1.1**	**0.2**	**-0.7**
Manufacture of basic iron and steel	14.534	0.7	1.1	4.2	0.2	0.0	0.9	0.1	-1.2	1.7	-5.5	1.1	0.2	-0.7
MANUFACTURE OF FABRICATED METAL PRODU	**10.831**	**-10.7**	**-0.1**	**0.5**	**2.4**	**0.1**	**0.2**	**0.1**	**-5.2**	**0.5**	**-0.7**	**0.0**	**2.2**	**0.4**
Manufacture of Other Fabricated Metals n.e.c	10.831	-10.7	-0.1	0.5	2.4	0.1	0.2	0.1	-5.2	0.5	-0.7	0.0	2.2	0.4
MANUFACTURE OF ELECTRICAL EQUIPMENT	**15.239**	**1.4**	**0.0**	**4.9**	**-0.2**	**0.0**	**5.7**	**0.0**	**2.1**	**0.0**	**-6.2**	**0.0**	**0.8**	**0.0**
Manufacture of Batteries and Accumulators	4.384	0.0	0.0	0.0	0.0	0.0	0.0	0.0	0.0	0.0	0.0	0.0	0.0	0.0
Manufacture of other electronic and electric wires and	10.856	2.1	0.0	6.9	-0.2	0.0	7.5	0.0	2.7	0.0	-7.9	0.0	1.0	0.0
MANUFACTURE OF FURNITURE	**13.868**	**-0.4**	**0.9**	**0.0**	**0.0**	**1.0**	**0.0**	**0.0**	**-0.5**	**0.5**	**-0.1**	**0.0**	**0.9**	**0.0**
Manufacture of Furniture	13.868	-0.4	0.9	0.0	0.0	1.0	0.0	0.0	-0.5	0.5	-0.1	0.0	0.9	0.0

PPI-UTILITIES	**78.600**	**0.3**	**-0.4**	**-0.3**	**-1.2**	**0.7**	**-0.1**	**0.2**	**-0.1**	**0.7**	**-0.3**	**0.1**	**2.6**	**-0.2**
Water collection, treatment and supply	18.284	0.0	0.0	0.0	0.0	0.0	0.0	0.0	0.0	0.0	0.0	0.0	0.0	0.0
Electricity power generation	60.316	0.4	-0.5	-0.4	-1.5	0.9	-0.1	0.2	-0.1	0.9	-0.4	0.1	3.2	-0.3

Table2a: Monthly Producer Price Indicies -Manufacturing (Local Market), February 2021 to February 2022

Base period: July 2009 to June 2010=100

Industry Group	Weight	Feb-21	Mar-21	Apr-21	May-21	Jun-21	Jul-21	Aug-21	Sep-21	Oct-21	Nov-21	Dec-21	Jan-22	Feb-22
PPI-M LOCAL	**738.598**	**186.18**	**189.25**	**189.75**	**190.66**	**190.49**	**194.07**	**194.48**	**194.94**	**198.63**	**203.05**	**201.91**	**206.20**	**213.37**
MANUFACTURE OF FOOD PRODUCTS	**257.790**	**198.96**	**204.39**	**205.17**	**205.91**	**205.62**	**211.82**	**212.86**	**212.29**	**219.99**	**226.10**	**223.53**	**228.81**	**239.85**
MANUFACTURE OF BEVERAGES	**71.418**	**143.28**	**144.04**	**143.85**	**143.85**	**143.85**	**143.85**	**143.85**	**147.49**	**146.05**	**146.52**	**146.51**	**146.73**	**146.74**
MANUFACTURE OF TOBACCO PRODUCTS	**10.587**	**134.30**	**168.85**	**168.24**	**167.14**	**166.95**	**166.95**	**167.14**	**166.80**	**167.57**	**167.12**	**167.18**	**166.77**	**166.54**
MANUFACTURE OF TEXTILES	**19.225**	**263.93**	**267.14**	**267.14**	**274.37**	**274.37**	**274.37**	**274.37**	**280.75**	**274.37**	**280.75**	**280.75**	**280.75**	**280.75**
MANUFACTURE OF WEARING APPAREL	**55.243**	**240.76**	**241.53**	**241.53**	**243.22**	**243.22**	**244.00**	**244.00**	**245.47**	**242.94**	**244.41**	**244.41**	**245.31**	**245.31**
MANUFACTURE OF LEATHER & RELATED	**4.073**	**158.09**	**158.09**	**158.09**	**158.09**	**158.09**	**158.09**	**158.09**	**158.09**	**169.77**	**171.07**	**171.07**	**171.07**	**171.07**
MANUFACTURE OF WOOD AND PRODUCT	**7.316**	**159.36**	**159.35**	**159.25**	**159.06**	**159.03**	**159.03**	**159.06**	**159.00**	**159.13**	**159.06**	**159.07**	**159.00**	**158.96**
MANUFACTURE OF PAPER & PAPER PROD	**12.134**	**136.29**	**130.37**	**130.48**	**130.46**	**130.47**	**126.52**	**126.53**	**126.65**	**128.77**	**128.90**	**128.79**	**132.73**	**122.29**
PRINTING AND REPRODUCTION OF RECO	**25.329**	**145.31**	**145.31**	**145.31**	**145.31**	**145.31**	**138.71**	**138.71**	**142.31**	**142.31**	**144.77**	**144.77**	**144.77**	**144.77**
MANUFACTURE OF CHEMICALS & CHEMIC	**64.540**	**176.17**	**179.65**	**178.14**	**179.29**	**178.06**	**188.11**	**188.11**	**188.66**	**200.33**	**218.98**	**221.30**	**234.82**	**251.70**
MANUFACTURE OF PHARMACEUTICALS, M	**20.817**	**209.41**	**208.94**	**207.32**	**204.76**	**205.49**	**205.41**	**205.16**	**205.48**	**204.34**	**205.04**	**199.71**	**201.59**	**201.83**
MANUFACTURE OF RUBBER & PLASTIC PI	**22.947**	**151.58**	**152.37**	**151.34**	**151.34**	**151.34**	**151.77**	**151.77**	**152.31**	**158.28**	**155.35**	**155.35**	**155.81**	**157.87**
MANUFACTURE OF OTHER NON-METALLIC	**112.706**	**137.96**	**137.96**	**138.35**	**138.13**	**138.13**	**138.13**	**138.13**	**138.43**	**138.49**	**138.49**	**138.49**	**138.49**	**146.11**
MANUFACTURE OF BASIC METALS	**14.534**	**202.47**	**204.71**	**213.35**	**213.73**	**213.70**	**215.62**	**215.89**	**213.36**	**217.01**	**205.09**	**207.33**	**207.81**	**206.40**
MANUFACTURE OF FABRICATED METAL P	**10.831**	**176.15**	**176.06**	**176.91**	**181.12**	**181.22**	**181.65**	**181.75**	**172.21**	**173.11**	**171.94**	**171.96**	**175.74**	**176.38**
MANUFACTURE OF ELECTRICAL EQUIPME	**15.239**	**170.14**	**170.13**	**178.53**	**178.20**	**178.14**	**188.23**	**188.23**	**192.24**	**192.24**	**180.39**	**180.39**	**181.80**	**181.80**
MANUFACTURE OF FURNITURE	**13.868**	**158.24**	**159.59**	**159.59**	**159.59**	**161.23**	**161.30**	**161.30**	**160.49**	**161.32**	**161.22**	**161.22**	**162.67**	**162.63**
MANUFACTURE OF FOOD PRODUCTS	**257.790**	**198.96**	**204.39**	**205.17**	**205.91**	**205.62**	**211.82**	**212.86**	**212.29**	**219.99**	**226.10**	**223.53**	**228.81**	**239.85**
Processing and Preserving of meat	8.219	266.98	266.98	266.98	266.98	266.98	266.98	266.98	266.98	266.98	274.39	274.39	274.39	274.39
Manufacture of Vegetable and Animal Oils and	57.955	243.55	259.65	261.94	263.76	263.06	275.38	278.20	278.20	296.09	307.78	313.25	310.68	313.01
Manufacture of Dairy Products	5.625	157.35	157.35	157.35	157.35	157.35	157.35	157.35	157.35	157.35	157.35	157.35	161.67	161.67
Manufacture of Grain Milling products	82.113	173.01	173.29	173.16	172.94	172.90	175.58	176.05	176.35	178.22	182.03	151.51	185.60	189.01
Manufacture of Bakery products	25.197	180.08	180.08	180.08	180.08	180.08	185.85	185.07	185.00	187.95	187.48	187.51	189.80	190.09
Manufacture of Sugar	41.587	136.67	132.31	133.13	134.51	134.07	136.56	134.84	128.26	120.39	126.07	136.15	137.78	140.63
Coffee Processing	12.539	235.86	235.86	235.86	235.86	235.86	235.86	235.86	235.86	235.86	235.86	235.86	235.86	235.86
Tea Processing	11.654	179.63	177.96	175.91	177.16	177.34	188.07	188.17	182.09	182.91	182.26	179.60	184.47	184.27
Manufacture of Prepared Animal Feeds	12.901	198.14	198.14	198.14	198.14	198.14	198.14	198.14	194.83	196.53	196.53	196.53	199.97	333.84
MANUFACTURE OF BEVERAGES	**71.418**	**143.28**	**144.04**	**143.85**	**143.85**	**143.85**	**143.85**	**143.85**	**147.49**	**146.05**	**146.52**	**146.51**	**146.73**	**146.74**
Distilling, rectifying and blending of spirits	2.606	129.31	129.31	122.32	122.32	122.32	122.20	122.20	121.94	119.81	116.54	115.40	115.40	115.65
Manufacture of Malt Liquors and Malt	32.174	143.53	143.53	143.53	143.53	143.53	143.53	143.53	149.85	146.86	148.05	148.05	148.52	148.52
Manufacture of Soft Drinks, Production of Mine	36.638	143.95	145.42	145.42	145.42	145.42	145.42	145.42	146.88	146.85	146.85	146.88	146.89	146.89
MANUFACTURE OF TOBACCO PRODUCTS	**10.587**	**134.30**	**168.85**	**168.24**	**167.14**	**166.95**	**166.95**	**167.14**	**166.80**	**167.57**	**167.12**	**167.18**	**166.77**	**166.54**
Manufacture of Tobacco Products	10.587	134.30	168.85	168.24	167.14	166.95	166.95	167.14	166.80	167.57	167.12	167.18	166.77	166.54
MANUFACTURE OF TEXTILES	**19.225**	**263.93**	**267.14**	**267.14**	**274.37**	**274.37**	**274.37**	**274.37**	**280.75**	**274.37**	**280.75**	**280.75**	**280.75**	**280.75**
Manufacture of made-up textile articles, excep	19.225	263.93	267.14	267.14	274.37	274.37	274.37	274.37	280.75	274.37	280.75	280.75	280.75	280.75
MANUFACTURE OF WEARING APPAREL	**55.243**	**240.76**	**241.53**	**241.53**	**243.22**	**243.22**	**244.00**	**244.00**	**245.47**	**242.94**	**244.41**	**244.41**	**245.31**	**245.31**

Manufacture of wearing apparel, except fur ap	55.243	240.76	241.53	241.53	243.22	243.22	244.00	244.00	245.47	242.94	244.41	244.41	245.31	245.31
MANUFACTURE OF LEATHER & RELATED	**4.073**	**158.09**	**158.09**	**158.09**	**158.09**	**158.09**	**158.09**	**158.09**	**158.09**	**169.77**	**171.07**	**171.07**	**171.07**	**171.07**
Manufacture of footwear	4.073	158.09	158.09	158.09	158.09	158.09	158.09	158.09	158.09	169.77	171.07	171.07	171.07	171.07
MANUFACTURE OF WOOD AND PRODUCT	**7.316**	**159.36**	**159.35**	**159.25**	**159.06**	**159.03**	**159.03**	**159.06**	**159.00**	**159.13**	**159.06**	**159.07**	**159.00**	**158.96**
Manufacture of Builders' Capentry & Joinery	7.316	159.36	159.35	159.25	159.06	159.03	159.03	159.06	159.00	159.13	159.06	159.07	159.00	158.96
MANUFACTURE OF PAPER & PAPER PRODUCTS	**12.134**	**136.29**	**130.37**	**130.48**	**130.46**	**130.47**	**126.52**	**126.53**	**126.65**	**128.77**	**128.90**	**128.79**	**132.73**	**122.29**
Manufacture of pulp, paper and paperboard	5.344	134.73	134.75	134.67	134.54	134.52	131.68	131.70	131.69	131.26	131.20	131.55	135.26	104.82
Manufacture of corrugated paper and paperbo	2.931	141.44	123.80	123.56	124.27	124.38	119.26	119.26	119.22	130.28	131.07	129.97	135.16	134.72
Manufacture of other articles of paper and pap	3.860	134.35	128.82	129.45	129.10	129.10	124.23	124.23	124.68	123.93	123.79	123.81	127.05	131.86
PRINTING AND REPRODUCTION OF RECO	**25.329**	**145.31**	**145.31**	**145.31**	**145.31**	**145.31**	**138.71**	**138.71**	**142.31**	**142.31**	**144.77**	**144.77**	**144.77**	**144.77**
Printing	25.329	145.31	145.31	145.31	145.31	145.31	138.71	138.71	142.31	142.31	144.77	144.77	144.77	144.77
MANUFACTURE OF CHEMICALS & CHEMIC	**64.540**	**176.17**	**179.65**	**178.14**	**179.29**	**178.06**	**188.11**	**188.11**	**188.66**	**200.33**	**218.98**	**221.30**	**234.82**	**251.70**
Manufacture of paints, varnishes and similar c	10.065	157.37	157.37	159.14	159.14	159.14	160.28	160.28	161.97	162.84	164.31	164.31	164.31	164.31
Manufacture of Soap, Detergents, cleaning an	42.019	181.81	186.65	185.36	186.94	185.25	198.25	198.25	198.25	214.23	237.41	240.71	256.89	277.46
Manufacture of Other chemical Products n.e.c	12.456	169.84	170.44	165.64	165.83	165.63	169.37	169.37	171.62	170.28	176.42	174.30	180.83	183.64
MANUFACTURE OF PHARMACEUTICALS, M	**20.817**	**209.41**	**208.94**	**207.32**	**204.76**	**205.49**	**205.41**	**205.16**	**205.48**	**204.34**	**205.04**	**199.71**	**201.59**	**201.83**
Manufacture of Pharmaceuticals, medecinal c	20.817	209.41	208.94	207.32	204.76	205.49	205.41	205.16	205.48	204.34	205.04	199.71	201.59	201.83
MANUFACTURE OF RUBBER & PLASTIC P	**22.947**	**151.58**	**152.37**	**151.34**	**151.34**	**151.34**	**151.77**	**151.77**	**152.31**	**158.28**	**155.35**	**155.35**	**155.81**	**157.87**
Manufacture of Plastic products	22.947	151.58	152.37	151.34	151.34	151.34	151.77	151.77	152.31	158.28	155.35	155.35	155.81	157.87
MANUFACTURE OF OTHER NON-METALLIC	**112.706**	**137.96**	**137.96**	**138.35**	**138.13**	**138.13**	**138.13**	**138.13**	**138.43**	**138.49**	**138.49**	**138.49**	**138.49**	**146.11**
Manufacture of Clay Building Materials	58.241	144.17	144.17	144.17	144.17	144.17	144.17	144.17	143.93	143.93	143.93	143.93	143.93	155.85
Manufacture of Cement, Lime and Plaster	35.277	127.32	127.32	128.78	127.96	127.96	127.96	127.96	129.58	129.58	129.58	129.58	129.58	129.58
Manufacture of Articles of Concrete, cement a	19.188	136.31	136.31	136.31	136.31	136.31	136.31	136.31	136.31	136.62	136.62	136.62	136.62	141.34
MANUFACTURE OF BASIC METALS	**14.534**	**202.47**	**204.71**	**213.35**	**213.73**	**213.70**	**215.62**	**215.89**	**213.36**	**217.01**	**205.09**	**207.33**	**207.81**	**206.40**
Manufacture of basic iron and steel	14.534	202.47	204.71	213.35	213.73	213.70	215.62	215.89	213.36	217.01	205.09	207.33	207.81	206.40
MANUFACTURE OF FABRICATED METAL P	**10.831**	**176.15**	**176.06**	**176.91**	**181.12**	**181.22**	**181.65**	**181.75**	**172.21**	**173.11**	**171.94**	**171.96**	**175.74**	**176.38**
Manufacture of Other Fabricated Metals n.e.c	10.831	176.15	176.06	176.91	181.12	181.22	181.65	181.75	172.21	173.11	171.94	171.96	175.74	176.38
MANUFACTURE OF ELECTRICAL EQUIPME	**15.239**	**170.14**	**170.13**	**178.53**	**178.20**	**178.14**	**188.23**	**188.23**	**192.24**	**192.24**	**180.39**	**180.39**	**181.80**	**181.80**
Manufacture of batteries and accumulators	4.384	173.16	173.16	173.16	173.16	173.16	173.16	173.16	173.16	173.16	173.16	173.16	173.16	173.16
Manufacture of other electronic and electric wi	10.856	168.89	168.87	180.60	180.16	180.08	193.67	193.67	198.95	198.95	183.14	183.14	185.06	185.06
MANUFACTURE OF FURNITURE	**13.868**	**158.24**	**159.59**	**159.59**	**159.59**	**161.23**	**161.30**	**161.30**	**160.49**	**161.32**	**161.22**	**161.22**	**162.67**	**162.63**
Manufacture of Furniture	13.868	158.24	159.59	159.59	159.59	161.23	161.30	161.30	160.49	161.32	161.22	161.22	162.67	162.63

Table2b: Annual Changes in Producer Price Index -Manufacturing (Local Market), February 2021 to February 2022

Base period: July 2009 to June 2010=100

Industry Group	Weight	Feb-21	Mar-21	Apr-21	May-21	Jun-21	Jul-21	Aug-21	Sep-21	Oct-21	Nov-21	Dec-21	Jan-22	Feb-22
PPI-M LOCAL	**738.598**	**7.5**	**8.7**	**8.8**	**9.4**	**9.0**	**10.9**	**11.0**	**10.4**	**11.8**	**14.3**	**11.4**	**12.4**	**14.6**
MANUFACTURE OF FOOD PRODUCTS	**257.790**	**7.7**	**9.9**	**10.2**	**10.8**	**10.1**	**13.8**	**14.3**	**14.3**	**17.7**	**20.9**	**16.2**	**16.6**	**20.6**
MANUFACTURE OF BEVERAGES	**71.418**	**-0.8**	**0.4**	**0.2**	**0.2**	**0.4**	**0.4**	**0.7**	**3.5**	**2.5**	**2.8**	**4.5**	**2.9**	**2.4**
MANUFACTURE OF TOBACCO PRODUCT	**10.587**	**-0.1**	**24.5**	**24.0**	**23.1**	**23.5**	**23.9**	**24.3**	**23.9**	**24.2**	**24.0**	**24.5**	**23.9**	**24.0**
MANUFACTURE OF TEXTILES	**19.225**	**19.4**	**20.8**	**20.8**	**24.1**	**24.1**	**24.1**	**24.1**	**14.5**	**10.5**	**13.0**	**10.3**	**11.2**	**6.4**
MANUFACTURE OF WEARING APPAREL	**55.243**	**8.8**	**9.2**	**9.2**	**9.9**	**9.9**	**10.2**	**10.2**	**8.2**	**5.9**	**6.6**	**2.9**	**3.1**	**1.9**
MANUFACTURE OF LEATHER & RELATE	**4.073**	**-3.0**	**-3.0**	**-3.0**	**-3.0**	**-3.0**	**-3.0**	**-3.4**	**-3.4**	**7.4**	**8.2**	**8.2**	**8.2**	**8.2**
MANUFACTURE OF WOOD AND PRODUC	**7.316**	**0.0**	**-0.2**	**-0.3**	**-0.4**	**-0.3**	**-0.3**	**-0.2**	**-0.3**	**-0.2**	**-0.3**	**-0.2**	**-0.3**	**-0.3**
MANUFACTURE OF PAPER & PAPER PR	**12.134**	**-1.9**	**-6.3**	**-6.3**	**-6.3**	**-5.6**	**-8.5**	**-8.4**	**-7.2**	**-5.7**	**-5.6**	**-5.6**	**-2.8**	**-10.3**
PRINTING AND REPRODUCTION OF REC	**25.329**	**5.5**	**5.5**	**5.5**	**5.5**	**5.5**	**0.7**	**0.7**	**3.3**	**3.3**	**5.1**	**5.1**	**4.2**	**-0.4**
MANUFACTURE OF CHEMICALS & CHEM	**64.540**	**12.7**	**11.9**	**11.0**	**11.7**	**10.7**	**17.0**	**17.0**	**18.4**	**23.8**	**35.3**	**36.3**	**43.5**	**42.9**
MANUFACTURE OF PHARMACEUTICALS	**20.817**	**15.0**	**15.8**	**11.2**	**10.0**	**6.4**	**0.0**	**-1.5**	**-2.9**	**-3.4**	**-2.1**	**-4.6**	**-4.1**	**-3.6**
MANUFACTURE OF RUBBER & PLASTIC	**22.947**	**3.0**	**3.5**	**3.4**	**3.4**	**3.4**	**3.9**	**3.7**	**4.3**	**8.4**	**6.4**	**3.4**	**2.8**	**4.1**
MANUFACTURE OF OTHER NON-METALI	**112.706**	**2.1**	**2.1**	**2.4**	**2.2**	**2.2**	**2.0**	**1.5**	**2.1**	**2.1**	**2.1**	**2.1**	**0.1**	**5.9**
MANUFACTURE OF BASIC METALS	**14.534**	**9.0**	**7.9**	**12.3**	**12.3**	**13.8**	**13.6**	**14.0**	**7.9**	**10.0**	**3.9**	**4.6**	**3.4**	**1.9**
MANUFACTURE OF FABRICATED METAL	**10.831**	**-2.7**	**-4.3**	**-3.8**	**-1.4**	**-0.5**	**-0.9**	**-0.3**	**-10.8**	**-12.0**	**-12.3**	**-14.5**	**-10.9**	**0.1**
MANUFACTURE OF ELECTRICAL EQUIPI	**15.239**	**2.4**	**2.2**	**7.2**	**7.0**	**7.1**	**13.2**	**13.3**	**18.9**	**18.8**	**11.5**	**11.6**	**8.4**	**6.8**
MANUFACTURE OF FURNITURE	**13.868**	**-10.2**	**-9.4**	**-9.4**	**-9.4**	**-8.5**	**-8.5**	**-8.6**	**2.4**	**2.4**	**2.3**	**2.3**	**2.4**	**2.8**
MANUFACTURE OF FOOD PRODUCTS	**257.790**	**7.7**	**9.9**	**10.2**	**10.8**	**10.1**	**13.8**	**14.3**	**14.3**	**17.7**	**20.9**	**16.2**	**16.6**	**20.6**
Processing and Preserving of meat	8.219	0.0	-0.3	0.0	0.0	-0.7	0.0	0.0	0.0	0.0	2.8	2.8	2.8	2.8
Manufacture of Vegetable and Animal Oils ar	57.955	20.8	26.9	28.3	29.1	26.1	30.2	30.9	30.9	36.6	42.0	35.5	29.2	28.5
Manufacture of Dairy Products	5.625	-3.4	-3.4	-3.4	-3.4	-3.4	-3.4	-3.4	-3.4	-3.4	-3.4	-3.4	-0.8	2.7
Manufacture of Grain Milling products	82.113	0.6	0.2	-0.6	-1.3	-0.9	3.8	4.7	5.8	7.4	9.3	-10.8	7.9	9.2
Manufacture of Bakery products	25.197	4.2	4.2	4.2	4.2	4.2	7.5	7.1	7.0	8.4	8.1	8.3	9.6	5.6
Manufacture of Sugar	41.587	-5.3	-9.6	-7.4	-1.6	-0.2	2.8	0.5	-2.9	-8.9	-4.6	4.5	1.2	2.9
Coffee Processing	12.539	0.4	0.4	0.4	0.4	0.4	-0.7	0.0	0.0	0.0	0.0	0.0	0.0	0.0
Tea Processing	11.654	20.6	23.2	16.6	16.1	16.0	21.8	21.4	17.4	17.5	17.1	16.7	20.3	2.6
Manufacture of Prepared Animal Feeds	12.901	0.7	0.7	0.7	0.7	0.7	0.7	0.7	-1.0	-0.2	-0.2	-0.8	0.9	68.5
MANUFACTURE OF BEVERAGES	**71.418**	**-0.8**	**0.4**	**0.2**	**0.2**	**0.4**	**0.4**	**0.7**	**3.5**	**2.5**	**2.8**	**4.5**	**2.9**	**2.4**
Distilling, rectifying and blending of spirits	2.606	-1.5	-1.5	-7.9	-7.9	-7.4	-7.5	-5.3	-6.2	-7.3	-9.9	-12.5	-12.5	-10.6
Manufacture of Malt Liquors and Malt	32.174	0.0	0.0	0.0	0.0	0.0	0.0	0.0	4.4	2.3	3.2	-0.7	3.5	3.5
Manufacture of Soft Drinks, Production of Mi	36.638	-1.4	0.8	0.8	0.8	1.1	1.1	1.6	3.1	3.1	3.1	11.4	3.1	2.0
MANUFACTURE OF TOBACCO PRODUCT	**10.587**	**-0.1**	**24.5**	**24.0**	**23.1**	**23.5**	**23.9**	**24.3**	**23.9**	**24.2**	**24.0**	**24.5**	**23.9**	**24.0**
Manufacture of Tobacco Products	10.587	-0.1	24.5	24.0	23.1	23.5	23.9	24.3	23.9	24.2	24.0	24.5	23.9	24.0
MANUFACTURE OF TEXTILES	**19.225**	**19.4**	**20.8**	**20.8**	**24.1**	**24.1**	**24.1**	**24.1**	**14.5**	**10.5**	**13.0**	**10.3**	**11.2**	**6.4**
Manufacture of made-up textile articles, exce	19.225	19.4	20.8	20.8	24.1	24.1	24.1	24.1	14.5	10.5	13.0	10.3	11.2	6.4

MANUFACTURE OF WEARING APPAREL	**55.243**	**8.8**	**9.2**	**9.2**	**9.9**	**9.9**	**10.2**	**10.2**	**8.2**	**5.9**	**6.6**	**2.9**	**3.1**	**1.9**
Manufacture of wearing apparel, except fur a	55.243	8.8	9.2	9.2	9.9	9.9	10.2	10.2	8.2	5.9	6.6	2.9	3.1	1.9
MANUFACTURE OF LEATHER & RELATE	**4.073**	**-3.0**	**-3.0**	**-3.0**	**-3.0**	**-3.0**	**-3.0**	**-3.4**	**-3.4**	**7.4**	**8.2**	**8.2**	**8.2**	**8.2**
Manufacture of footwear	4.073	-3.0	-3.0	-3.0	-3.0	-3.0	-3.0	-3.4	-3.4	7.4	8.2	8.2	8.2	8.2
MANUFACTURE OF WOOD AND PRODUC	**7.316**	**0.0**	**-0.2**	**-0.3**	**-0.4**	**-0.3**	**-0.3**	**-0.2**	**-0.3**	**-0.2**	**-0.3**	**-0.2**	**-0.3**	**-0.3**
Manufacture of Builders' Capentry & Joinery	7.316	0.0	-0.2	-0.3	-0.4	-0.3	-0.3	-0.2	-0.3	-0.2	-0.3	-0.2	-0.3	-0.3
MANUFACTURE OF PAPER & PAPER PR	**12.134**	**-1.9**	**-6.3**	**-6.3**	**-6.3**	**-5.6**	**-8.5**	**-8.4**	**-7.2**	**-5.7**	**-5.6**	**-5.6**	**-2.8**	**-10.3**
Manufacture of pulp, paper and paperboard	5.344	-2.9	-3.1	-3.2	-3.3	-3.2	-5.3	-5.1	-2.3	-2.7	-2.7	-2.3	0.3	-22.2
Manufacture of corrugated paper and paperb	2.931	0.0	-12.5	-12.6	-12.1	-12.1	-15.7	-15.7	-15.7	-7.9	-7.3	-8.1	-4.4	-4.7
Manufacture of other articles of paper and pa	3.860	-2.0	-6.4	-6.0	-6.3	-4.3	-7.8	-7.7	-7.6	-8.2	-8.3	-8.1	-5.9	-1.9
PRINTING AND REPRODUCTION OF REC	**25.329**	**5.5**	**5.5**	**5.5**	**5.5**	**5.5**	**0.7**	**0.7**	**3.3**	**3.3**	**5.1**	**5.1**	**4.2**	**-0.4**
Printing	25.329	5.5	5.5	5.5	5.5	5.5	0.7	0.7	3.3	3.3	5.1	5.1	4.2	-0.4
MANUFACTURE OF CHEMICALS & CHEM	**64.540**	**12.7**	**11.9**	**11.0**	**11.7**	**10.7**	**17.0**	**17.0**	**18.4**	**23.8**	**35.3**	**36.3**	**43.5**	**42.9**
Manufacture of paints, varnishes and similar	10.065	0.0	0.0	1.1	1.1	1.1	1.9	1.9	2.9	3.5	4.4	4.4	4.4	4.4
Manufacture of Soap, Detergents, cleaning a	42.019	19.6	17.8	17.0	18.0	16.5	24.7	24.8	26.4	33.5	48.0	49.2	57.4	52.6
Manufacture of Other chemical Products n.e.	12.456	0.9	0.7	-2.1	-2.0	-2.2	0.0	0.0	1.5	0.4	4.1	2.7	6.4	8.1
MANUFACTURE OF PHARMACEUTICALS	**20.817**	**15.0**	**15.8**	**11.2**	**10.0**	**6.4**	**0.0**	**-1.5**	**-2.9**	**-3.4**	**-2.1**	**-4.6**	**-4.1**	**-3.6**
Manufacture of Pharmaceuticals, medecinal	20.817	15.0	15.8	11.2	10.0	6.4	0.0	-1.5	-2.9	-3.4	-2.1	-4.6	-4.1	-3.6
MANUFACTURE OF RUBBER & PLASTIC	**22.947**	**3.0**	**3.5**	**3.4**	**3.4**	**3.4**	**3.9**	**3.7**	**4.3**	**8.4**	**6.4**	**3.4**	**2.8**	**4.1**
Manufacture of Plastic products	22.947	3.0	3.5	3.4	3.4	3.4	3.9	3.7	4.3	8.4	6.4	3.4	2.8	4.1
MANUFACTURE OF OTHER NON-METALI	**112.706**	**2.1**	**2.1**	**2.4**	**2.2**	**2.2**	**2.0**	**1.5**	**2.1**	**2.1**	**2.1**	**2.1**	**0.1**	**5.9**
Manufacture of Clay Building Materials	58.241	3.6	3.6	3.6	3.6	3.6	3.3	2.6	3.4	3.4	3.4	3.4	-0.2	8.1
Manufacture of Cement, Lime and Plaster	35.277	-0.4	-0.4	0.8	0.1	0.1	0.1	0.1	0.6	0.6	0.6	0.6	0.6	1.8
Manufacture of Articles of Concrete, cement	19.188	0.6	0.6	0.6	0.6	0.6	0.6	0.0	0.0	0.2	0.2	0.2	0.2	3.7
MANUFACTURE OF BASIC METALS	**14.534**	**9.0**	**7.9**	**12.3**	**12.3**	**13.8**	**13.6**	**14.0**	**7.9**	**10.0**	**3.9**	**4.6**	**3.4**	**1.9**
Manufacture of basic iron and steel	14.534	9.0	7.9	12.3	12.3	13.8	13.6	14.0	7.9	10.0	3.9	4.6	3.4	1.9
MANUFACTURE OF FABRICATED METAL	**10.831**	**-2.7**	**-4.3**	**-3.8**	**-1.4**	**-0.5**	**-0.9**	**-0.3**	**-10.8**	**-12.0**	**-12.3**	**-14.5**	**-10.9**	**0.1**
Manufacture of Other Fabricated Metals n.e.c	10.831	-2.7	-4.3	-3.8	-1.4	-0.5	-0.9	-0.3	-10.8	-12.0	-12.3	-14.5	-10.9	0.1
MANUFACTURE OF ELECTRICAL EQUIPM	**15.239**	**2.4**	**2.2**	**7.2**	**7.0**	**7.1**	**13.2**	**13.3**	**18.9**	**18.8**	**11.5**	**11.6**	**8.4**	**6.8**
Manufacture of batteries and accumulators	4.384	-7.4	-7.4	-7.4	-7.4	-7.4	-7.4	-7.4	0.0	0.0	0.0	0.0	0.0	0.0
Manufacture of other electronic and electric v	10.856	8.2	7.9	15.3	15.0	15.1	24.0	24.1	27.0	26.9	16.9	17.0	11.9	9.6
MANUFACTURE OF FURNITURE	**13.868**	**-10.2**	**-9.4**	**-9.4**	**-9.4**	**-8.5**	**-8.5**	**-8.6**	**2.4**	**2.4**	**2.3**	**2.3**	**2.4**	**2.8**
Manufacture of Furniture	13.868	-10.2	-9.4	-9.4	-9.4	-8.5	-8.5	-8.6	2.4	2.4	2.3	2.3	2.4	2.8

Table2c: Monthly Changes in Producer Price Indicies- Manufacturing (Local Market), February 2021 to February 2022

Base period: July 2009 to June 2010=100

Industry Group	Weight	Feb-21	Mar-21	Apr-21	May-21	Jun-21	Jul-21	Aug-21	Sep-21	Oct-21	Nov-21	Dec-21	Jan-22	Feb-22
PPI-M LOCAL	**738.598**	**1.5**	**1.6**	**0.3**	**0.5**	**-0.1**	**1.9**	**0.2**	**0.2**	**1.9**	**2.2**	**-0.6**	**2.1**	**3.5**
MANUFACTURE OF FOOD PRODUCTS	**257.790**	**1.3**	**2.7**	**0.4**	**0.4**	**-0.1**	**3.0**	**0.5**	**-0.3**	**3.6**	**2.8**	**-1.1**	**2.4**	**4.8**
MANUFACTURE OF BEVERAGES	**71.418**	**0.5**	**0.5**	**-0.1**	**0.0**	**0.0**	**0.0**	**0.0**	**2.5**	**-1.0**	**0.3**	**0.0**	**0.2**	**0.0**
MANUFACTURE OF TOBACCO PRODUCTS	**10.587**	**-0.2**	**25.7**	**-0.4**	**-0.7**	**-0.1**	**0.0**	**0.1**	**-0.2**	**0.5**	**-0.3**	**0.0**	**-0.2**	**-0.1**
MANUFACTURE OF TEXTILES	**19.225**	**4.6**	**1.2**	**0.0**	**2.7**	**0.0**	**0.0**	**0.0**	**2.3**	**-2.3**	**2.3**	**0.0**	**0.0**	**0.0**
MANUFACTURE OF WEARING APPAREL	**55.243**	**1.2**	**0.3**	**0.0**	**0.7**	**0.0**	**0.3**	**0.0**	**0.6**	**-1.0**	**0.6**	**0.0**	**0.4**	**0.0**
MANUFACTURE OF LEATHER & RELATED PRODUCT	**4.073**	**0.0**	**0.0**	**0.0**	**0.0**	**0.0**	**0.0**	**0.0**	**0.0**	**7.4**	**0.8**	**0.0**	**0.0**	**0.0**
MANUFACTURE OF WOOD AND PRODUCTS OF WOO	**7.316**	**0.0**	**0.0**	**-0.1**	**-0.1**	**0.0**	**0.0**	**0.0**	**0.0**	**0.1**	**0.0**	**0.0**	**0.0**	**0.0**
MANUFACTURE OF PAPER & PAPER PRODUCTS	**12.134**	**-0.2**	**-4.3**	**0.1**	**0.0**	**0.0**	**-3.0**	**0.0**	**0.1**	**1.7**	**0.1**	**-0.1**	**3.1**	**-7.9**
PRINTING AND REPRODUCTION OF RECORDED MED	**25.329**	**4.6**	**0.0**	**0.0**	**0.0**	**0.0**	**-4.5**	**0.0**	**2.6**	**0.0**	**1.7**	**0.0**	**0.0**	**0.0**
MANUFACTURE OF CHEMICALS & CHEMICAL PRODU	**64.540**	**7.6**	**2.0**	**-0.8**	**0.6**	**-0.7**	**5.6**	**0.0**	**0.3**	**6.2**	**9.3**	**1.1**	**6.1**	**7.2**
MANUFACTURE OF PHARMACEUTICALS, MEDICINAL	**20.817**	**-0.4**	**-0.2**	**-0.8**	**-1.2**	**0.4**	**0.0**	**-0.1**	**0.2**	**-0.6**	**0.3**	**-2.6**	**0.9**	**0.1**
MANUFACTURE OF RUBBER & PLASTIC PRODUCTS	**22.947**	**0.1**	**0.5**	**-0.7**	**0.0**	**0.0**	**0.3**	**0.0**	**0.4**	**3.9**	**-1.8**	**0.0**	**0.3**	**1.3**
MANUFACTURE OF OTHER NON-METALLIC MINERAL	**112.706**	**-0.3**	**0.0**	**0.3**	**-0.2**	**0.0**	**0.0**	**0.0**	**0.2**	**0.0**	**0.0**	**0.0**	**0.0**	**5.5**
MANUFACTURE OF BASIC METALS	**14.534**	**0.7**	**1.1**	**4.2**	**0.2**	**0.0**	**0.9**	**0.1**	**-1.2**	**1.7**	**-5.5**	**1.1**	**0.2**	**-0.7**
MANUFACTURE OF FABRICATED METAL PRODUCTS	**10.831**	**-10.7**	**-0.1**	**0.5**	**2.4**	**0.1**	**0.2**	**0.1**	**-5.2**	**0.5**	**-0.7**	**0.0**	**2.2**	**0.4**
MANUFACTURE OF ELECTRICAL EQUIPMENT	**15.239**	**1.4**	**0.0**	**4.9**	**-0.2**	**0.0**	**5.7**	**0.0**	**2.1**	**0.0**	**-6.2**	**0.0**	**0.8**	**0.0**
MANUFACTURE OF FURNITURE	**13.868**	**-0.4**	**0.9**	**0.0**	**0.0**	**1.0**	**0.0**	**0.0**	**-0.5**	**0.5**	**-0.1**	**0.0**	**0.9**	**0.0**
MANUFACTURE OF FOOD PRODUCTS	**257.790**	**1.3**	**2.7**	**0.4**	**0.4**	**-0.1**	**3.0**	**0.5**	**-0.3**	**3.6**	**2.8**	**-1.1**	**2.4**	**4.8**
Processing and Preserving of meat	8.219	0.0	0.0	0.0	0.0	0.0	0.0	0.0	0.0	0.0	2.8	0.0	0.0	0.0
Manufacture of Vegetable and Animal Oils and Fats	57.955	1.3	6.6	0.9	0.7	-0.3	4.7	1.0	0.0	6.4	3.9	1.8	-0.8	0.7
Manufacture of Dairy Products	5.625	-3.4	0.0	0.0	0.0	0.0	0.0	0.0	0.0	0.0	0.0	0.0	2.7	0.0
Manufacture of Grain Milling products	82.113	0.6	0.2	-0.1	-0.1	0.0	1.6	0.3	0.2	1.1	2.1	-16.8	22.5	1.8
Manufacture of Bakery products	25.197	4.0	0.0	0.0	0.0	0.0	3.2	-0.4	0.0	1.6	-0.3	0.0	1.2	0.2
Manufacture of Sugar	41.587	0.4	-3.2	0.6	1.0	-0.3	1.9	-1.3	-4.9	-6.1	4.7	8.0	1.2	2.1
Coffee Processing	12.539	0.0	0.0	0.0	0.0	0.0	0.0	0.0	0.0	0.0	0.0	0.0	0.0	0.0
Tea Processing	11.654	17.1	-0.9	-1.2	0.7	0.1	6.1	0.0	-3.2	0.5	-0.4	-1.5	2.7	-0.1
Manufacture of Prepared Animal Feeds	12.901	0.0	0.0	0.0	0.0	0.0	0.0	0.0	-1.7	0.9	0.0	0.0	1.8	66.9
MANUFACTURE OF BEVERAGES	**71.418**	**0.5**	**0.5**	**-0.1**	**0.0**	**0.0**	**0.0**	**0.0**	**2.5**	**-1.0**	**0.3**	**0.0**	**0.2**	**0.0**
Distilling, rectifying and blending of spirits	2.606	-2.0	0.0	-5.4	0.0	0.0	-0.1	0.0	-0.2	-1.8	-2.7	-1.0	0.0	0.2
Manufacture of Malt Liquors and Malt	32.174	0.0	0.0	0.0	0.0	0.0	0.0	0.0	4.4	-2.0	0.8	0.0	0.3	0.0
Manufacture of Soft Drinks, Production of Mineral waters a	36.638	1.1	1.0	0.0	0.0	0.0	0.0	0.0	1.0	0.0	0.0	0.0	0.0	0.0
MANUFACTURE OF TOBACCO PRODUCTS	**10.587**	**-0.2**	**25.7**	**-0.4**	**-0.7**	**-0.1**	**0.0**	**0.1**	**-0.2**	**0.5**	**-0.3**	**0.0**	**-0.2**	**-0.1**
Manufacture of Tobacco Products	10.587	-0.2	25.7	-0.4	-0.7	-0.1	0.0	0.1	-0.2	0.5	-0.3	0.0	-0.2	-0.1
MANUFACTURE OF TEXTILES	**19.225**	**4.6**	**1.2**	**0.0**	**2.7**	**0.0**	**0.0**	**0.0**	**2.3**	**-2.3**	**2.3**	**0.0**	**0.0**	**0.0**
Manufacture of made-up textile articles, except apparel	19.225	4.6	1.2	0.0	2.7	0.0	0.0	0.0	2.3	-2.3	2.3	0.0	0.0	0.0
MANUFACTURE OF WEARING APPAREL	**55.243**	**1.2**	**0.3**	**0.0**	**0.7**	**0.0**	**0.3**	**0.0**	**0.6**	**-1.0**	**0.6**	**0.0**	**0.4**	**0.0**
Manufacture of wearing apparel, except fur apparel	55.243	1.2	0.3	0.0	0.7	0.0	0.3	0.0	0.6	-1.0	0.6	0.0	0.4	0.0

MANUFACTURE OF LEATHER & RELATED PRODUCT	**4.073**	**0.0**	**0.0**	**0.0**	**0.0**	**0.0**	**0.0**	**0.0**	**0.0**	**7.4**	**0.8**	**0.0**	**0.0**	**0.0**
Manufacture of footwear	4.073	0.0	0.0	0.0	0.0	0.0	0.0	0.0	0.0	7.4	0.8	0.0	0.0	0.0
MANUFACTURE OF WOOD AND PRODUCTS OF WOO	**7.316**	**0.0**	**0.0**	**-0.1**	**-0.1**	**0.0**	**0.0**	**0.0**	**0.0**	**0.1**	**0.0**	**0.0**	**0.0**	**0.0**
Manufacture of Builders' Capentry & Joinery	7.316	0.0	0.0	-0.1	-0.1	0.0	0.0	0.0	0.0	0.1	0.0	0.0	0.0	0.0
MANUFACTURE OF PAPER & PAPER PRODUCTS	**12.134**	**-0.2**	**-4.3**	**0.1**	**0.0**	**0.0**	**-3.0**	**0.0**	**0.1**	**1.7**	**0.1**	**-0.1**	**3.1**	**-7.9**
Manufacture of pulp, paper and paperboard	5.344	-0.1	0.0	-0.1	-0.1	0.0	-2.1	0.0	0.0	-0.3	0.0	0.3	2.8	-22.5
Manufacture of corrugated paper and paperboard and of c	2.931	0.0	-12.5	-0.2	0.6	0.1	-4.1	0.0	0.0	9.3	0.6	-0.8	4.0	-0.3
Manufacture of other articles of paper and paperboard	3.860	-0.5	-4.1	0.5	-0.3	0.0	-3.8	0.0	0.4	-0.6	-0.1	0.0	2.6	3.8
PRINTING AND REPRODUCTION OF RECORDED MED	**25.329**	**4.6**	**0.0**	**0.0**	**0.0**	**0.0**	**-4.5**	**0.0**	**2.6**	**0.0**	**1.7**	**0.0**	**0.0**	**0.0**
Printing	25.329	4.6	0.0	0.0	0.0	0.0	-4.5	0.0	2.6	0.0	1.7	0.0	0.0	0.0
MANUFACTURE OF CHEMICALS & CHEMICAL PRODU	**64.540**	**7.6**	**2.0**	**-0.8**	**0.6**	**-0.7**	**5.6**	**0.0**	**0.3**	**6.2**	**9.3**	**1.1**	**6.1**	**7.2**
Manufacture of paints, varnishes and similar coatings, prin	10.065	0.0	0.0	1.1	0.0	0.0	0.7	0.0	1.1	0.5	0.9	0.0	0.0	0.0
Manufacture of Soap, Detergents, cleaning and Polishing p	42.019	11.4	2.7	-0.7	0.9	-0.9	7.0	0.0	0.0	8.1	10.8	1.4	6.7	8.0
Manufacture of Other chemical Products n.e.c	12.456	0.0	0.4	-2.8	0.1	-0.1	2.3	0.0	1.3	-0.8	3.6	-1.2	3.7	1.6
MANUFACTURE OF PHARMACEUTICALS, MEDICINAL	**20.817**	**-0.4**	**-0.2**	**-0.8**	**-1.2**	**0.4**	**0.0**	**-0.1**	**0.2**	**-0.6**	**0.3**	**-2.6**	**0.9**	**0.1**
Manufacture of Pharmaceuticals, medecinal chemical and	20.817	-0.4	-0.2	-0.8	-1.2	0.4	0.0	-0.1	0.2	-0.6	0.3	-2.6	0.9	0.1
MANUFACTURE OF RUBBER & PLASTIC PRODUCTS	**22.947**	**0.1**	**0.5**	**-0.7**	**0.0**	**0.0**	**0.3**	**0.0**	**0.4**	**3.9**	**-1.8**	**0.0**	**0.3**	**1.3**
Manufacture of Plastic products	22.947	0.1	0.5	-0.7	0.0	0.0	0.3	0.0	0.4	3.9	-1.8	0.0	0.3	1.3
MANUFACTURE OF OTHER NON-METALLIC MINERAL	**112.706**	**-0.3**	**0.0**	**0.3**	**-0.2**	**0.0**	**0.0**	**0.0**	**0.2**	**0.0**	**0.0**	**0.0**	**0.0**	**5.5**
Manufacture of Clay Building Materials	58.241	0.0	0.0	0.0	0.0	0.0	0.0	0.0	-0.2	0.0	0.0	0.0	0.0	8.3
Manufacture of Cement, Lime and Plaster	35.277	-1.1	0.0	1.1	-0.6	0.0	0.0	0.0	1.3	0.0	0.0	0.0	0.0	0.0
Manufacture of Articles of Concrete, cement and plaster	19.188	0.0	0.0	0.0	0.0	0.0	0.0	0.0	0.0	0.2	0.0	0.0	0.0	3.5
MANUFACTURE OF BASIC METALS	**14.534**	**0.7**	**1.1**	**4.2**	**0.2**	**0.0**	**0.9**	**0.1**	**-1.2**	**1.7**	**-5.5**	**1.1**	**0.2**	**-0.7**
Manufacture of basic iron and steel	14.534	0.7	1.1	4.2	0.2	0.0	0.9	0.1	-1.2	1.7	-5.5	1.1	0.2	-0.7
MANUFACTURE OF FABRICATED METAL PRODUCTS	**10.831**	**-10.7**	**-0.1**	**0.5**	**2.4**	**0.1**	**0.2**	**0.1**	**-5.2**	**0.5**	**-0.7**	**0.0**	**2.2**	**0.4**
Manufacture of Other Fabricated Metals n.e.c	10.831	-10.7	-0.1	0.5	2.4	0.1	0.2	0.1	-5.2	0.5	-0.7	0.0	2.2	0.4
MANUFACTURE OF ELECTRICAL EQUIPMENT	**15.239**	**1.4**	**0.0**	**4.9**	**-0.2**	**0.0**	**5.7**	**0.0**	**2.1**	**0.0**	**-6.2**	**0.0**	**0.8**	**0.0**
Manufacture of batteries and accumulators	4.384	0.0	0.0	0.0	0.0	0.0	0.0	0.0	0.0	0.0	0.0	0.0	0.0	0.0
Manufacture of other electronic and electric wires and cabl	10.856	2.1	0.0	6.9	-0.2	0.0	7.5	0.0	2.7	0.0	-7.9	0.0	1.0	0.0
MANUFACTURE OF FURNITURE	**13.868**	**-0.4**	**0.9**	**0.0**	**0.0**	**1.0**	**0.0**	**0.0**	**-0.5**	**0.5**	**-0.1**	**0.0**	**0.9**	**0.0**
Manufacture of Furniture	13.868	-0.4	0.9	0.0	0.0	1.0	0.0	0.0	-0.5	0.5	-0.1	0.0	0.9	0.0

Table3a: Monthly Producer Price Indicies - Manufacturing (Export Market) , February 2021 to February 2022

Base period: July 2009 to June 2010=100

Industry Group	Weight	Feb-21	Mar-21	Apr-21	May-21	Jun-21	Jul-21	Aug-21	Sep-21	Oct-21	Nov-21	Dec-21	Jan-22	Feb-22
PPI-M EXPORT	182.8019	243.25	260.55	263.46	253.79	234.56	242.95	244.74	254.45	266.98	265.79	266.48	267.57	262.86
MANUFACTURE OF FOOD PRODUCTS	107.169	276.95	299.63	303.32	291.71	267.58	278.00	280.29	290.16	305.37	303.04	303.16	302.81	296.81
MANUFACTURE OF BEVERAGES	6.090	248.37	248.07	245.39	240.62	239.77	239.77	240.58	239.12	242.46	240.53	240.77	238.99	238.02
MANUFACTURE OF TOBACCO PRODUCTS	14.756	139.33	139.17	137.75	135.20	134.75	133.57	132.74	131.98	133.69	133.02	133.14	132.21	131.70
MANUFACTURE OF LEATHER & RELATED PR	11.844	145.76	145.58	144.01	141.20	140.71	147.69	148.19	163.22	170.17	183.83	196.43	194.99	194.20
MANUFACTURE OF PAPER & PAPER PRODUC	3.724	259.89	262.18	259.35	254.30	253.41	265.78	264.74	263.12	271.87	277.41	271.93	272.55	268.51
MANUFACTURE OF CHEMICALS & CHEMICAL	7.947	165.79	174.28	172.39	163.04	162.47	165.27	165.83	207.92	219.19	226.71	226.93	251.40	250.38
MANUFACTURE OF PHARMACEUTICALS, MED	2.919	179.15	178.93	177.00	173.55	172.94	172.94	173.53	172.47	174.88	173.49	173.66	172.38	171.68
MANUFACTURE OF RUBBER & PLASTIC PROD	3.508	188.55	193.65	192.81	180.30	180.05	180.05	180.29	179.85	180.85	180.27	180.34	179.81	179.52
MANUFACTURE OF OTHER NON-METALLIC M	24.844	100.71	100.58	103.75	101.73	101.37	101.37	101.72	105.24	106.71	105.86	105.96	105.18	104.76
MANUFACTURE OF FOOD PRODUCTS	107.169	276.95	299.63	303.32	291.71	267.58	278.00	280.29	290.16	305.37	303.04	303.16	302.81	296.81
Processing & Preserving of Fish, Crastaceans and	19.899	388.15	425.07	424.33	398.84	351.07	368.87	367.54	369.16	395.78	395.03	391.80	386.59	366.20
Manufacture of Vegetable and Animal Oils and Fat	21.466	298.98	332.58	330.96	329.88	328.72	332.95	341.02	338.94	357.19	348.97	349.31	346.74	349.09
Manufacture of Sugar	15.058	192.94	192.71	190.63	186.92	186.26	186.26	186.89	180.54	184.12	206.06	227.24	225.56	224.65
Coffee Processing	33.812	216.65	210.17	234.39	226.81	189.03	202.06	202.75	252.99	255.81	249.64	249.77	262.47	261.55
Tea Processing	16.934	113.91	107.93	102.34	102.04	100.85	88.33	88.91	98.18	98.25	85.76	90.80	104.71	105.28
MANUFACTURE OF BEVERAGES	6.090	248.37	248.07	245.39	240.62	239.77	239.77	240.58	239.12	242.46	240.53	240.77	238.99	238.02
Manufacture of Soft Drinks, Production of Mineral	6.090	248.37	248.07	245.39	240.62	239.77	239.77	240.58	239.12	242.46	240.53	240.77	238.99	238.02
MANUFACTURE OF TOBACCO PRODUCTS	14.756	139.33	139.17	137.75	135.20	134.75	133.57	132.74	131.98	133.69	133.02	133.14	132.21	131.70
Manufacture of Tobacco Products	14.756	139.33	139.17	137.75	135.20	134.75	133.57	132.74	131.98	133.69	133.02	133.14	132.21	131.70
MANUFACTURE OF LEATHER & RELATED PR	11.844	145.76	145.58	144.01	141.20	140.71	147.69	148.19	163.22	170.17	183.83	196.43	194.99	194.20
Tanning and dressing of leather; dressing and dye	11.844	145.76	145.58	144.01	141.20	140.71	147.69	148.19	163.22	170.17	183.83	196.43	194.99	194.20
MANUFACTURE OF PAPER & PAPER PRODUC	3.724	259.89	262.18	259.35	254.30	253.41	265.78	264.74	263.12	271.87	277.41	271.93	272.55	268.51
Manufacture of pulp, Paper & Paperboard	3.724	259.89	262.18	259.35	254.30	253.41	265.78	264.74	263.12	271.87	277.41	271.93	272.55	268.51
MANUFACTURE OF CHEMICALS & CHEMICAL	7.947	165.79	174.28	172.39	163.04	162.47	165.27	165.83	207.92	219.19	226.71	226.93	251.40	250.38
Manufacture of Soap, Detergents, cleaning and Pc	7.947	165.79	174.28	172.39	163.04	162.47	165.27	165.83	207.92	219.19	226.71	226.93	251.40	250.38
MANUFACTURE OF PHARMACEUTICALS, MED	2.919	179.15	178.93	177.00	173.55	172.94	172.94	173.53	172.47	174.88	173.49	173.66	172.38	171.68
Manufacture of Pharmaceuticals, medecinal chemi	2.919	179.15	178.93	177.00	173.55	172.94	172.94	173.53	172.47	174.88	173.49	173.66	172.38	171.68
MANUFACTURE OF RUBBER & PLASTIC PROD	3.508	188.55	193.65	192.81	180.30	180.05	180.05	180.29	179.85	180.85	180.27	180.34	179.81	179.52
Manufacture of Plastic products	3.508	188.55	193.65	192.81	180.30	180.05	180.05	180.29	179.85	180.85	180.27	180.34	179.81	179.52
MANUFACTURE OF OTHER NON-METALLIC M	24.844	100.71	100.58	103.75	101.73	101.37	101.37	101.72	105.24	106.71	105.86	105.96	105.18	104.76
Manufacture of Cement, Lime and Plaster	24.844	100.71	100.58	103.75	101.73	101.37	101.37	101.72	105.24	106.71	105.86	105.96	105.18	104.76

Table 3b: Annual Changes in Price Indicies -Manufacturing (Export Market), February 2021 to February 2022

Base period: July 2009 to June 2010=100

Industry Group	Weight	Feb-21	Mar-21	Apr-21	May-21	Jun-21	Jul-21	Aug-21	Sep-21	Oct-21	Nov-21	Dec-21	Jan-22	Feb-22
PPI-M EXPORT	**182.802**	**16.6**	**17.9**	**24.0**	**20.6**	**16.6**	**19.4**	**22.5**	**24.2**	**31.1**	**35.2**	**31.5**	**20.5**	**8.1**
MANUFACTURE OF FOOD PRODUCTS	**107.169**	**21.5**	**23.0**	**31.0**	**27.0**	**23.1**	**25.4**	**29.3**	**29.7**	**37.6**	**43.1**	**37.6**	**23.0**	**7.2**
MANUFACTURE OF BEVERAGES	**6.090**	**-0.5**	**-3.1**	**-4.3**	**-6.3**	**-5.3**	**-4.4**	**-3.4**	**-4.5**	**-3.8**	**-4.3**	**-3.0**	**-4.4**	**-4.2**
MANUFACTURE OF TOBACCO PRODUCTS	**14.756**	**1.2**	**-1.4**	**-2.7**	**-6.0**	**-5.0**	**-5.0**	**-5.0**	**-5.9**	**-5.3**	**-5.6**	**-4.4**	**-5.7**	**-5.5**
MANUFACTURE OF LEATHER & RELATED PRODUCT	**11.844**	**1.8**	**-0.9**	**-2.3**	**3.4**	**4.5**	**10.7**	**11.8**	**22.6**	**27.0**	**37.5**	**34.8**	**32.9**	**33.2**
MANUFACTURE OF PAPER & PAPER PRODUCTS	**3.724**	**-7.2**	**-9.0**	**-8.6**	**-4.1**	**-3.6**	**3.4**	**3.6**	**3.3**	**6.1**	**8.5**	**7.8**	**4.5**	**3.3**
MANUFACTURE OF CHEMICALS & CHEMICAL PRODU	**7.947**	**-14.3**	**-12.2**	**-13.5**	**-21.0**	**-20.2**	**-18.1**	**-17.2**	**3.3**	**7.0**	**10.9**	**11.5**	**22.6**	**51.0**
MANUFACTURE OF PHARMACEUTICALS, MEDICINAL	**2.919**	**-0.3**	**-2.9**	**-4.3**	**-6.3**	**-5.3**	**-4.4**	**-3.4**	**-4.5**	**-3.8**	**-4.3**	**-3.0**	**-4.4**	**-4.2**
MANUFACTURE OF RUBBER & PLASTIC PRODUCTS	**3.508**	**-0.1**	**1.5**	**1.0**	**-5.6**	**-5.2**	**-4.9**	**-4.5**	**-4.9**	**-4.6**	**-4.8**	**-4.3**	**-4.9**	**-4.8**
MANUFACTURE OF OTHER NON-METALLIC MINERAL	**24.844**	**-2.8**	**-5.3**	**-2.7**	**-4.7**	**-3.7**	**-10.3**	**-9.3**	**-6.7**	**-6.0**	**-6.5**	**-5.3**	**-6.6**	**4.0**
MANUFACTURE OF FOOD PRODUCTS	**107.169**	**21.5**	**23.0**	**31.0**	**27.0**	**23.1**	**25.4**	**29.3**	**29.7**	**37.6**	**43.1**	**37.6**	**23.0**	**7.2**
Processing & Preserving of Fish, Crastaceans and Mollusc	19.899	37.8	46.3	86.3	72.8	54.0	42.4	54.2	39.1	45.2	63.7	68.0	35.0	-5.7
Manufacture of Vegetable and Animal Oils and Fats	21.466	26.5	24.1	20.8	13.0	19.6	22.3	21.4	20.3	24.6	22.0	19.1	17.4	16.8
Manufacture of Sugar	15.058	-15.3	-17.6	-18.7	-20.4	-19.6	-18.8	-18.0	-16.5	-5.0	6.5	5.0	7.1	16.4
Coffee Processing	33.812	3.4	-6.2	2.3	12.8	6.2	21.1	32.5	56.0	79.7	90.7	49.2	17.4	20.7
Tea Processing	16.934	23.1	28.4	-1.3	-0.9	0.3	-16.5	-22.9	-17.5	-16.7	-28.9	-20.1	-8.0	-7.6
MANUFACTURE OF BEVERAGES	**6.090**	**-0.5**	**-3.1**	**-4.3**	**-6.3**	**-5.3**	**-4.4**	**-3.4**	**-4.5**	**-3.8**	**-4.3**	**-3.0**	**-4.4**	**-4.2**
Manufacture of Soft Drinks, Production of Mineral waters a	6.090	-0.5	-3.1	-4.3	-6.3	-5.3	-4.4	-3.4	-4.5	-3.8	-4.3	-3.0	-4.4	-4.2
MANUFACTURE OF TOBACCO PRODUCTS	**14.756**	**1.2**	**-1.4**	**-2.7**	**-6.0**	**-5.0**	**-5.0**	**-5.0**	**-5.9**	**-5.3**	**-5.6**	**-4.4**	**-5.7**	**-5.5**
Manufacture of Tobacco Products	14.756	1.2	-1.4	-2.7	-6.0	-5.0	-5.0	-5.0	-5.9	-5.3	-5.6	-4.4	-5.7	-5.5
MANUFACTURE OF LEATHER & RELATED PRODUCT	**11.844**	**1.8**	**-0.9**	**-2.3**	**3.4**	**4.5**	**10.7**	**11.8**	**22.6**	**27.0**	**37.5**	**34.8**	**32.9**	**33.2**
Tanning and dressing of leather; dressing and dyeing of fu	11.844	1.8	-0.9	-2.3	3.4	4.5	10.7	11.8	22.6	27.0	37.5	34.8	32.9	33.2
MANUFACTURE OF PAPER & PAPER PRODUCTS	**3.724**	**-7.2**	**-9.0**	**-8.6**	**-4.1**	**-3.6**	**3.4**	**3.6**	**3.3**	**6.1**	**8.5**	**7.8**	**4.5**	**3.3**
Manufacture of pulp, Paper & Paperboard	3.724	-7.2	-9.0	-8.6	-4.1	-3.6	3.4	3.6	3.3	6.1	8.5	7.8	4.5	3.3
MANUFACTURE OF CHEMICALS & CHEMICAL PRODU	**7.947**	**-14.3**	**-12.2**	**-13.5**	**-21.0**	**-20.2**	**-18.1**	**-17.2**	**3.3**	**7.0**	**10.9**	**11.5**	**22.6**	**51.0**
Manufacture of Soap, Detergents, cleaning and Polishing	7.947	-14.3	-12.2	-13.5	-21.0	-20.2	-18.1	-17.2	3.3	7.0	10.9	11.5	22.6	51.0
MANUFACTURE OF PHARMACEUTICALS, MEDICINAL	**2.919**	**-0.3**	**-2.9**	**-4.3**	**-6.3**	**-5.3**	**-4.4**	**-3.4**	**-4.5**	**-3.8**	**-4.3**	**-3.0**	**-4.4**	**-4.2**
Manufacture of Pharmaceuticals, medecinal chemical and	2.919	-0.3	-2.9	-4.3	-6.3	-5.3	-4.4	-3.4	-4.5	-3.8	-4.3	-3.0	-4.4	-4.2
MANUFACTURE OF RUBBER & PLASTIC PRODUCTS	**3.508**	**-0.1**	**1.5**	**1.0**	**-5.6**	**-5.2**	**-4.9**	**-4.5**	**-4.9**	**-4.6**	**-4.8**	**-4.3**	**-4.9**	**-4.8**
Manufacture of Plastic products	3.508	-0.1	1.5	1.0	-5.6	-5.2	-4.9	-4.5	-4.9	-4.6	-4.8	-4.3	-4.9	-4.8
MANUFACTURE OF OTHER NON-METALLIC MINERAL	**24.844**	**-2.8**	**-5.3**	**-2.7**	**-4.7**	**-3.7**	**-10.3**	**-9.3**	**-6.7**	**-6.0**	**-6.5**	**-5.3**	**-6.6**	**4.0**
Manufacture of Cement, Lime and Plaster	24.844	-2.8	-5.3	-2.7	-4.7	-3.7	-10.3	-9.3	-6.7	-6.0	-6.5	-5.3	-6.6	4.0

Table3c: Monthly Changes in Producer Price Index - Manufacturing (Export Market), February 2021 to February 2022

Base period: July 2009 to June 2010=100

Industry Group	Weight	Feb-21	Mar-21	Apr-21	May-21	Jun-21	Jul-21	Aug-21	Sep-21	Oct-21	Nov-21	Dec-21	Jan-22	Feb-22
PPI-M EXPORT	**182.802**	**9.5**	**7.1**	**1.1**	**-3.7**	**-7.6**	**3.6**	**0.7**	**4.0**	**4.9**	**-0.4**	**0.3**	**0.4**	**-1.8**
MANUFACTURE OF FOOD PRODUCTS	**107.169**	**12.5**	**8.2**	**1.2**	**-3.8**	**-8.3**	**3.9**	**0.8**	**3.5**	**5.2**	**-0.8**	**0.0**	**-0.1**	**-2.0**
MANUFACTURE OF BEVERAGES	**6.090**	**-0.7**	**-0.1**	**-1.1**	**-1.9**	**-0.3**	**0.0**	**0.3**	**-0.6**	**1.4**	**-0.8**	**0.1**	**-0.7**	**-0.4**
MANUFACTURE OF TOBACCO PRODUCTS	**14.756**	**-0.6**	**-0.1**	**-1.0**	**-1.8**	**-0.3**	**-0.9**	**-0.6**	**-0.6**	**1.3**	**-0.5**	**0.1**	**-0.7**	**-0.4**
MANUFACTURE OF LEATHER & RELATED PRODUCTS	**11.844**	**-0.7**	**-0.1**	**-1.1**	**-1.9**	**-0.3**	**5.0**	**0.3**	**10.1**	**4.3**	**8.0**	**6.9**	**-0.7**	**-0.4**
MANUFACTURE OF PAPER & PAPER PRODUCTS	**3.724**	**-0.3**	**0.9**	**-1.1**	**-1.9**	**-0.3**	**4.9**	**-0.4**	**-0.6**	**3.3**	**2.0**	**-2.0**	**0.2**	**-1.5**
MANUFACTURE OF CHEMICALS & CHEMICAL PRODUCTS	**7.947**	**-19.1**	**5.1**	**-1.1**	**-5.4**	**-0.3**	**1.7**	**0.3**	**25.4**	**5.4**	**3.4**	**0.1**	**10.8**	**-0.4**
MANUFACTURE OF PHARMACEUTICALS, MEDICINAL CHE	**2.919**	**-0.7**	**-0.1**	**-1.1**	**-1.9**	**-0.3**	**0.0**	**0.3**	**-0.6**	**1.4**	**-0.8**	**0.1**	**-0.7**	**-0.4**
MANUFACTURE OF RUBBER & PLASTIC PRODUCTS	**3.508**	**-0.3**	**2.7**	**-0.4**	**-6.5**	**-0.1**	**0.0**	**0.1**	**-0.2**	**0.6**	**-0.3**	**0.0**	**-0.3**	**-0.2**
MANUFACTURE OF OTHER NON-METALLIC MINERAL PRC	**24.844**	**-10.6**	**-0.1**	**3.1**	**-1.9**	**-0.3**	**0.0**	**0.3**	**3.5**	**1.4**	**-0.8**	**0.1**	**-0.7**	**-0.4**
MANUFACTURE OF FOOD PRODUCTS	**107.169**	**12.5**	**8.2**	**1.2**	**-3.8**	**-8.3**	**3.9**	**0.8**	**3.5**	**5.2**	**-0.8**	**0.0**	**-0.1**	**-2.0**
Processing & Preserving of Fish, Crastaceans and Molluscs	19.899	35.5	9.5	-0.2	-6.0	-12.0	5.1	-0.4	0.4	7.2	-0.2	-0.8	-1.3	-5.3
Manufacture of Vegetable and Animal Oils and Fats	21.466	1.3	11.2	-0.5	-0.3	-0.3	1.3	2.4	-0.6	5.4	-2.3	0.1	-0.7	0.7
Manufacture of Sugar	15.058	-8.4	-0.1	-1.1	-1.9	-0.3	0.0	0.3	-3.4	2.0	11.9	10.3	-0.7	-0.4
Coffee Processing	33.812	-3.1	-3.0	11.5	-3.2	-16.7	6.9	0.3	24.8	1.1	-2.4	0.1	5.1	-0.3
Tea Processing	16.934	0.1	-5.2	-5.2	-0.3	-1.2	-12.4	0.7	10.4	0.1	-12.7	5.9	15.3	0.5
MANUFACTURE OF BEVERAGES	**6.090**	**-0.7**	**-0.1**	**-1.1**	**-1.9**	**-0.3**	**0.0**	**0.3**	**-0.6**	**1.4**	**-0.8**	**0.1**	**-0.7**	**-0.4**
Manufacture of Soft Drinks, Production of Mineral waters and C	6.090	-0.7	-0.1	-1.1	-1.9	-0.3	0.0	0.3	-0.6	1.4	-0.8	0.1	-0.7	-0.4
MANUFACTURE OF TOBACCO PRODUCTS	**14.756**	**-0.6**	**-0.1**	**-1.0**	**-1.8**	**-0.3**	**-0.9**	**-0.6**	**-0.6**	**1.3**	**-0.5**	**0.1**	**-0.7**	**-0.4**
Manufacture of Tobacco Products	14.756	-0.6	-0.1	-1.0	-1.8	-0.3	-0.9	-0.6	-0.6	1.3	-0.5	0.1	-0.7	-0.4
MANUFACTURE OF LEATHER & RELATED PRODUCTS	**11.844**	**-0.7**	**-0.1**	**-1.1**	**-1.9**	**-0.3**	**5.0**	**0.3**	**10.1**	**4.3**	**8.0**	**6.9**	**-0.7**	**-0.4**
Tanning and dressing of leather; dressing and dyeing of fur	11.844	-0.7	-0.1	-1.1	-1.9	-0.3	5.0	0.3	10.1	4.3	8.0	6.9	-0.7	-0.4
MANUFACTURE OF PAPER & PAPER PRODUCTS	**3.724**	**-0.3**	**0.9**	**-1.1**	**-1.9**	**-0.3**	**4.9**	**-0.4**	**-0.6**	**3.3**	**2.0**	**-2.0**	**0.2**	**-1.5**
Manufacture of pulp, Paper & Paperboard	3.724	-0.3	0.9	-1.1	-1.9	-0.3	4.9	-0.4	-0.6	3.3	2.0	-2.0	0.2	-1.5
MANUFACTURE OF CHEMICALS & CHEMICAL PRODUCTS	**7.947**	**-19.1**	**5.1**	**-1.1**	**-5.4**	**-0.3**	**1.7**	**0.3**	**25.4**	**5.4**	**3.4**	**0.1**	**10.8**	**-0.4**
Manufacture of Soap, Detergents, cleaning and Polishing prepa	7.947	-19.1	5.1	-1.1	-5.4	-0.3	1.7	0.3	25.4	5.4	3.4	0.1	10.8	-0.4
MANUFACTURE OF PHARMACEUTICALS, MEDICINAL CHE	**2.919**	**-0.7**	**-0.1**	**-1.1**	**-1.9**	**-0.3**	**0.0**	**0.3**	**-0.6**	**1.4**	**-0.8**	**0.1**	**-0.7**	**-0.4**
Manufacture of Pharmaceuticals, medecinal chemical and bota	2.919	-0.7	-0.1	-1.1	-1.9	-0.3	0.0	0.3	-0.6	1.4	-0.8	0.1	-0.7	-0.4
MANUFACTURE OF RUBBER & PLASTIC PRODUCTS	**3.508**	**-0.3**	**2.7**	**-0.4**	**-6.5**	**-0.1**	**0.0**	**0.1**	**-0.2**	**0.6**	**-0.3**	**0.0**	**-0.3**	**-0.2**
Manufacture of Plastic products	3.508	-0.3	2.7	-0.4	-6.5	-0.1	0.0	0.1	-0.2	0.6	-0.3	0.0	-0.3	-0.2
MANUFACTURE OF OTHER NON-METALLIC MINERAL PRC	**24.844**	**-10.6**	**-0.1**	**3.1**	**-1.9**	**-0.3**	**0.0**	**0.3**	**3.5**	**1.4**	**-0.8**	**0.1**	**-0.7**	**-0.4**
Manufacture of Cement, Lime and Plaster	24.844	-10.6	-0.1	3.1	-1.9	-0.3	0.0	0.3	3.5	1.4	-0.8	0.1	-0.7	-0.4