

NATIONAL AVERAGE RETAIL PRICES FOR SELECTED COMMODITIES

ONIONS PER KG



FEB 2026 3,665 UGX



JAN 2026 3,661 UGX

TOMATOES PER KG



FEB 2026 2,401 UGX



JAN 2026 2,304 UGX

FRESH CASSAVA PER KG



FEB 2026 956 UGX



JAN 2026 916 UGX

BEEF PER KG



FEB 2026 17,529 UGX



JAN 2026 17,435 UGX

PER LITRE



FEB 2026 5,130 UGX



JAN 2026 5,058 UGX



FEB 2026 4,739 UGX



JAN 2026 4,693 UGX

MATOOKE PER KG



FEB 2026 1,154 UGX



JAN 2026 1,177 UGX

MAIZE FLOUR PER KG



FEB 2026 2,718 UGX



JAN 2026 2,624 UGX

IRISH POTATOES PER KG



FEB 2026 2,036 UGX



JAN 2026 1,945 UGX

SMOKED TILAPIA PER KG



FEB 2026 40,894 UGX



JAN 2026 36,882 UGX

GREEN CABBAGE PER KG



FEB 2026 1,154 UGX



JAN 2026 1,075 UGX

FISH TILAPIA PER KG



FEB 2026 16,768 UGX



JAN 2026 16,017 UGX

www.ubos.org

SOURCE: CPI PUBLICATION FEBRUARY 2026

Follow us on X @StatisticsUg



The Consumer Price Index (CPI) Monthly Report provides timely insights on changes in the average prices of goods and services purchased by households in Uganda.

CONSUMER PRICE INDEX FEBRUARY 2026

13

MONTHLY CHANGES IN CPI BY 13 COICOP DIVISIONS

Overall monthly inflation remained stable at 0.3% in February 2026

	FOOD & NON ALCOHOLIC BEVERAGES - (WEIGHT = 270.5390) FEB 2026 0.8%  Increased by 0.8% from 0.1% increase JAN 2026 0.1%
	ALCOHOLIC BEVERAGES, TOBACCO & NARCOTICS - (WEIGHT = 38.7958) FEB 2026 0.0%  Inflation remained stable at 0.0% from 0.1 percent rise JAN 2026 0.1%
	CLOTHING AND FOOT WEAR - (WEIGHT = 69.7729) FEB 2026 0.3%  Inflation rose by 0.3% from a 0.1% rise JAN 2026 0.1%
	HOUSING WATER, ELECTRICITY, GAS & OTHER FUELS - (WEIGHT = 104.167) FEB 2026 0.6%  Inflation rose by 0.6% from a 0.4% rise JAN 2026 0.4%
	FURNISHINGS HOUSEHOLD & ROUTINE HOUSEHOLD EQUIPMENT - (WEIGHT = 48.3672) FEB 2026 0.1%  Inflation increased by 0.1% from a 0.2% increase JAN 2026 0.2%
	HEALTH - (WEIGHT = 47.4695) FEB 2026 0.1%  Inflation rose by 0.1% from a 0.0% (stable) rate JAN 2026 0.0%
	TRANSPORT - (WEIGHT = 104.5479) FEB 2026 -0.6%  Inflation decreased by 0.6% from a 0.3% rise JAN 2026 0.3%
	INFORMATION AND COMMUNICATION - (WEIGHT = 44.3216) FEB 2026 0.0%  Inflation remained stable. JAN 2026 0.0%
	RECREATION, SPORTS & CULTURE - (WEIGHT = 49.8494) FEB 2026 0.4%  Inflation increased by 0.4% from a 0.4 % drop JAN 2026 -0.4%
	EDUCATION SERVICES - (WEIGHT = 57.9558) FEB 2026 1.0%  Inflation rose by 1.0% from a 0.0% (stable) rate JAN 2026 0.0%
	RESTAURANTS & ACCOMODATION SERVICES - (WEIGHT= 87.3791) FEB 2026 0.3%  Inflation rose by 0.3% from a 0.1% increase JAN 2026 0.1%
	INSURANCE & FINANCIAL SERVICES - (WEIGHT = 22.7953) FEB 2026 0.0%  Inflation was stable at 0.0% from a 9.1% rise JAN 2026 9.1%
	PERSONAL CARE, SOCIAL PROTECTION & MISCELLANEOUS GOODS - (WEIGHT = 54.0447) FEB 2026 0.3%  Inflation increased by 0.3% from a 0.1% drop JAN 2026 -0.1%

Follow us on [Statisticsug](#) for more data



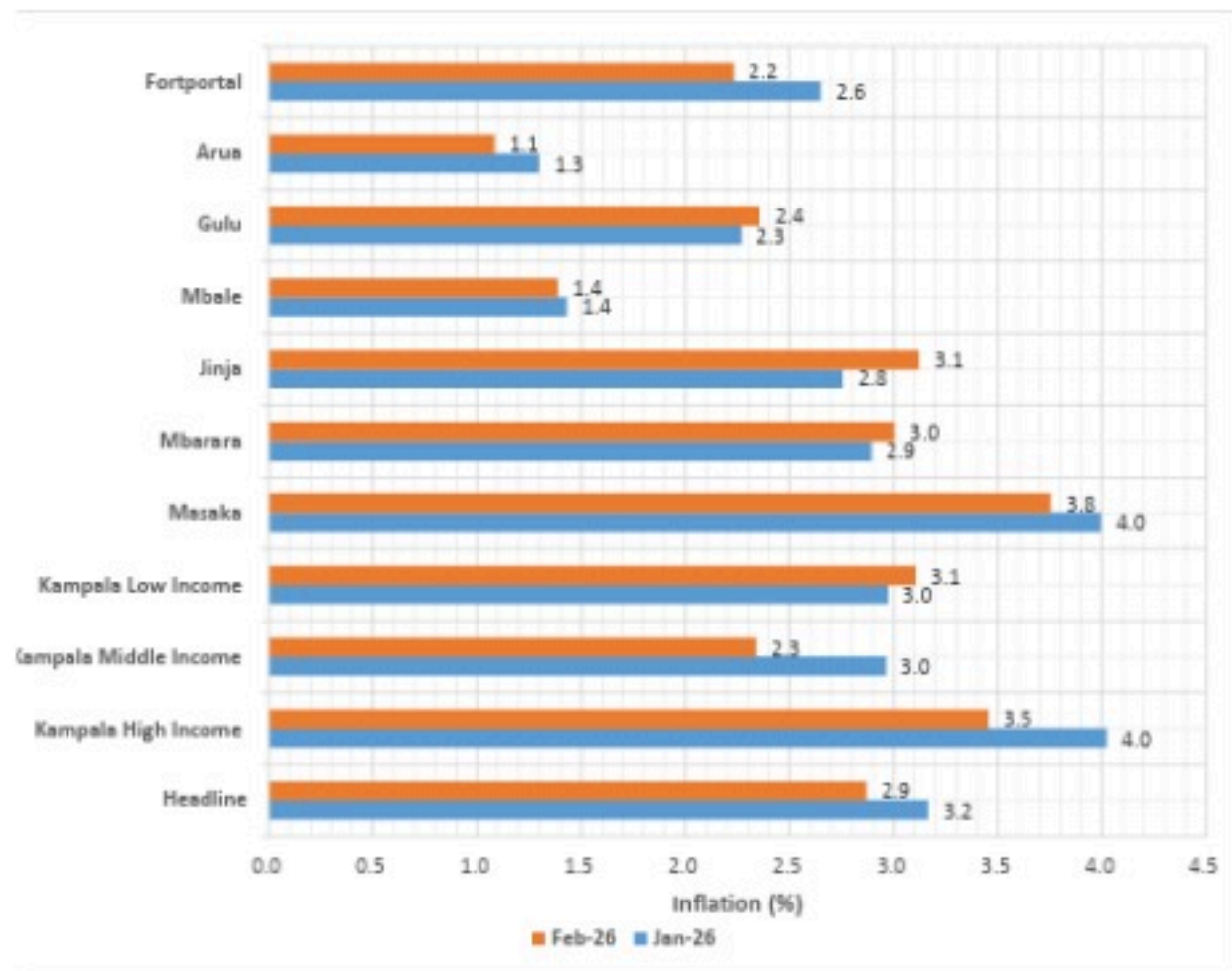
UGANDA BUREAU OF STATISTICS

CONSUMER PRICE INDEX

FEBRUARY 2026



ANNUAL INFLATION BY CPI GEOGRAPHICAL CENTER FOR THE 12 MONTHS TO FEBRUARY 2026



KEY FINDINGS

- The highest inflation was registered in Masaka at 3.8%
- The lowest inflation was registered in Arua at 1.1%

www.ubos.org

SOURCE: CPI PUBLICATION FEBRUARY 2026

Follow us on X @StatisticsUg