



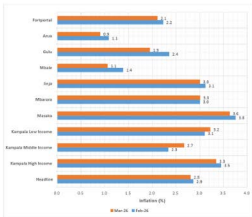
# UGANDA BUREAU OF STATISTICS



## CONSUMER PRICE INDEX

MARCH 2026

ANNUAL INFLATION BY CPI GEOGRAPHICAL CENTER FOR THE 12 MONTHS TO MARCH 2026



### KEY FINDINGS

- The highest Inflation was registered in Masaka at 3.6%
- The lowest inflation was registered in Arua at 0.9%

[www.ubos.org](http://www.ubos.org)

SOURCE: CPI PUBLICATION MARCH 2026

Follow us on X @StatisticsUg



# UGANDA BUREAU OF STATISTICS

## CONSUMER PRICE INDEX

MARCH 2026



### NATIONAL AVERAGE RETAIL PRICES FOR SELECTED COMMODITIES

DRY BEANS PER KG



MAR 2026 3,988 UGX



FEB 2026 3,929 UGX

TOMATOES PER KG



MAR 2026 2,510 UGX



FEB 2026 2,401 UGX

SWEET POTATOES PER KG



MAR 2026 1,133 UGX



FEB 2026 1,067 UGX

BEEF PER KG



MAR 2026 17,690 UGX



FEB 2026 17,529 UGX

FUEL PER LITRE



MAR 2026 5,158 UGX



FEB 2026 5,130 UGX



MAR 2026 4,831 UGX



FEB 2026 4,739 UGX

LOCAL CHICKEN PER KG



MAR 2026 18,925 UGX



FEB 2026 19,625 UGX

MAIZE FLOUR PER KG



MAR 2026 2,697 UGX



FEB 2026 2,718 UGX

IRISH POTATOES PER KG



MAR 2026 2,058 UGX



FEB 2026 2,036 UGX

RICE PER KG



MAR 2026 4,933 UGX



FEB 2026 4,873 UGX

REFINED OIL PER LITRE



MAR 2026 9,331 UGX



FEB 2026 9,352 UGX



























## CONSUMER PRICE INDEX

### MARCH 2026

# 13

### MONTHLY CHANGES IN CPI BY 13 COICOP DIVISIONS

Overall monthly inflation remained stable at 0.3% in February 2026

	<b>FOOD &amp; NON ALCOHOLIC BEVERAGES - (WEIGHT = 270.5390)</b> <b>MAR 2026</b> 0.1%  <b>FEB 2026</b> 0.8%	Inflation dropped by 0.1% from 0.8% increase
	<b>ALCOHOLIC BEVERAGES, TOBACCO &amp; NARCOTICS - (WEIGHT = 38.7958)</b> <b>MAR 2026</b> 0.1%  <b>FEB 2026</b> 0.0%	Inflation rose by 0.1% from 0.0%
	<b>CLOTHING AND FOOT WEAR - (WEIGHT = 69.7729)</b> <b>MAR 2026</b> 0.1%  <b>FEB 2026</b> 0.3%	Inflation rose by 0.1% from 0.3% increase
	<b>HOUSING WATER, ELECTRICITY, GAS &amp; OTHER FUELS - (WEIGHT = 104.167)</b> <b>MAR 2026</b> 0.5%  <b>FEB 2026</b> 0.6%	Inflation rose by 0.5% from a 0.6% increase
	<b>FURNISHINGS HOUSEHOLD &amp; ROUTINE HOUSEHOLD EQUIPMENT - (WEIGHT = 48.3672)</b> <b>MAR 2026</b> 0.1%  <b>FEB 2026</b> 0.1%	Inflation increased by 0.1% from a 0.1% increase
	<b>HEALTH - (WEIGHT = 47.4695)</b> <b>MAR 2026</b> 0.3%  <b>FEB 2026</b> 0.1%	Inflation rose to 0.3% from a 0.1% increase
<b>MAR 2026</b>		
	<b>TRANSPORT - (WEIGHT = 104.5479)</b> <b>MAR 2026</b> 0.3%  <b>FEB 2026</b> -0.6%	Inflation rose by 0.3% from a 0.6% drop,
	<b>INFORMATION AND COMMUNICATION - (WEIGHT = 44.3216)</b> <b>MAR 2026</b> 0.0%  <b>FEB 2026</b> 0.0%	Inflation remained stable.
	<b>RECREATION, SPORTS &amp; CULTURE - (WEIGHT = 49.8494)</b> <b>MAR 2026</b> 0.3%  <b>FEB 2026</b> 0.4%	Inflation increased by 0.3% from a 0.4% increase
	<b>EDUCATION SERVICES - (WEIGHT = 57.9558)</b> <b>MAR 2026</b> 1.0%  <b>FEB 2026</b> 0.0%	Inflation remained stable from the 1.0% increase
	<b>RESTAURANTS &amp; ACCOMODATION SERVICES - (WEIGHT= 87.3791)</b> <b>MAR 2026</b> 0.2%  <b>FEB 2026</b> 0.3%	Inflation rose to 0.2% from a 0.3% increase
	<b>INSURANCE &amp; FINANCIAL SERVICES - (WEIGHT = 22.7953)</b> <b>MAR 2026</b> 0.0%  <b>FEB 2026</b> 0.0%	Inflation was stable at 0.0%
	<b>PERSONAL CARE, SOCIAL PROTECTION &amp; MISCELLANEOUS GOODS - (WEIGHT = 54.0447)</b> <b>MAR 2026</b> 0.1%  <b>FEB 2026</b> 0.3%	inflation remained stable from 0.3% rise

Follow us on [Statisticsug](#) for more data