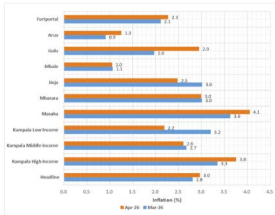


#### ANNUAL INFLATION BY CPI GEOGRAPHICAL CENTER FOR THE 12 MONTHS TO APRIL 2026



#### KEY FINDINGS

- The highest Inflation was registered in Masaka at 4.1%
- The lowest inflation was registered in Mbale at 1.0%

SOURCE: CPI PUBLICATION APRIL 2026

[https://www.ubos.org/wp-content/uploads/publications/04\\_2026CPI\\_Publication\\_April\\_2026.pdf](https://www.ubos.org/wp-content/uploads/publications/04_2026CPI_Publication_April_2026.pdf)



# UGANDA BUREAU OF STATISTICS

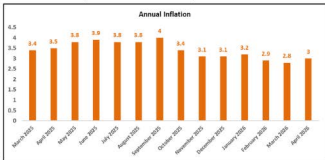
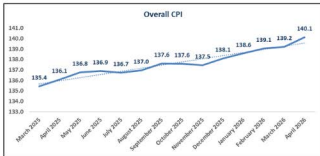
## CONSUMER PRICE INDEX

APRIL 2026



THE REPUBLIC OF UGANDA

### OVERALL MONTHLY CPI AND RATES OF INFLATION (BASE: 2016/17=100)



Overall CPI index shows a steady downward trend from about 135.4 to 140.1 over the period

SOURCE: CPI PUBLICATION APRIL 2026

[https://www.ubos.org/wp-content/uploads/publications/04\\_2026CPI\\_Publication\\_April\\_2026.pdf](https://www.ubos.org/wp-content/uploads/publications/04_2026CPI_Publication_April_2026.pdf)

Follow us on



@StatisticsUg



StatisticsUg



UbosUg



Uganda Bureau of Statistics



www.ubos.org

### CONSUMER PRICE INDEX

#### MONTHLY CHANGES IN CONSUMER PRICE INDICES FOR COICOP DIVISION



>> April 2026 price movements show mixed trends across consumer categories, with notable increases in food (+1.1%), housing utilities (+0.6%), and Insurance & Financial services (+0.9%).

>> Health (0.1%) reported a decline while Alcoholic Beverages, Tobacco & Narcotics, Clothing & Footwear, Information & Communication, Recreation, Sport & Culture, Education Services and Personal care & miscellaneous remain unchanged.

SOURCE: CPI PUBLICATION APRIL 2026

[https://www.ubos.org/wp-content/uploads/publications/04\\_2026CPI\\_Publication\\_April\\_2026.pdf](https://www.ubos.org/wp-content/uploads/publications/04_2026CPI_Publication_April_2026.pdf)

## NATIONAL AVERAGE RETAIL PRICES FOR SELECTED COMMODITIES

DRY BEANS PER KG



APR 2026 4,102 UGX



MAR 2026 3,988 UGX

ONIONS PER KG




APR 2026 3,576 UGX



MAR 2026 3,409 UGX

SWEET POTATOES PER KG



APR 2026 1,129 UGX



MAR 2026 1,133 UGX

BEEF PER KG



APR 2026 18,054 UGX



MAR 2026 17,690 UGX

FUEL PER LITRE



APR 2026 5,428 UGX



MAR 2026 5,158 UGX



APR 2026 5,222 UGX



MAR 2026 4,831 UGX

MATOOKE PER KG



APR 2026 1,235 UGX



MAR 2026 1,177 UGX

MAIZE FLOUR PER KG



APR 2026 2,744 UGX



MAR 2026 2,697 UGX

CASSAVA PER KG



APR 2026 969 UGX



MAR 2026 952 UGX

RICE PER KG



APR 2026 5,055 UGX



MAR 2026 4,933 UGX

MUKENE PER KG



APR 2026 20,061 UGX



MAR 2026 18,222 UGX

