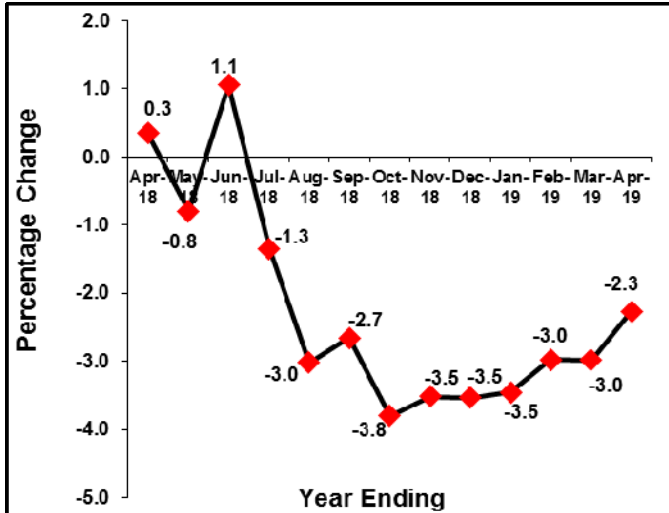


## HIGHLIGHTS

### Annual average Producer Prices for Manufacturing and Utility decreased by 2.3 percent

The producer prices for manufactured goods and utilities decreased by 2.3% during the year ending April 2019 compared to 3.0% recorded for the year ended March 2019.

**Figure 1: Annual changes in PPI-M&U April 2018 – April 2019**



### The contributor to the 2.3 percentage decline was;

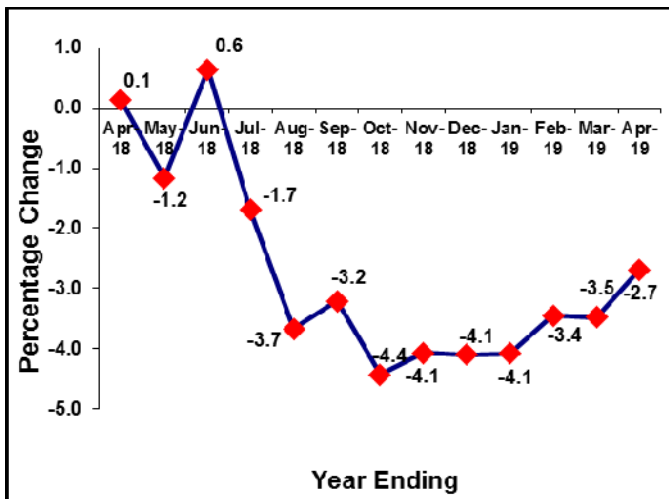
A reduction in the Producer Prices in the Manufacturing sector by 2.7% for the year ending April 2019 compared to minus 3.5% registered for the year ended March 2019.

### Producer Price Index for Manufacturing sub-sector

#### Annual Producer Prices for manufacturing sector dropped by minus 2.7 percent.

The Annual Producer Price Indices for manufactured goods decreased by minus 2.7% during the year ending April 2019 compared to minus 3.5% registered for the year ended March 2019.

**Figure 2: Annual changes in PPI-Manufacturing April 2018 – April 2019**



### Main contributors to the 2.7 Percent decline in Producer Prices in the Manufacturing sector;

- A decrease of 6.0% in prices of Processed Food prices
- A 5.1% decrease in prices of Other Non-Metallic products
- A decrease of 0.6% in prices of Chemical products
- A decrease of 24.0% in prices of Leather products

### Monthly Changes in PPI-M&U

The monthly Producer prices for manufactured goods and Utilities registered a further increase of 0.5% in April 2019 following a previous increase of 0.8% in March 2019. This was attributed to the general increase in prices in the Manufacturing and Utility Sectors by 0.5% and 0.8% respectively.

### Monthly PPI- M for the Domestic Market

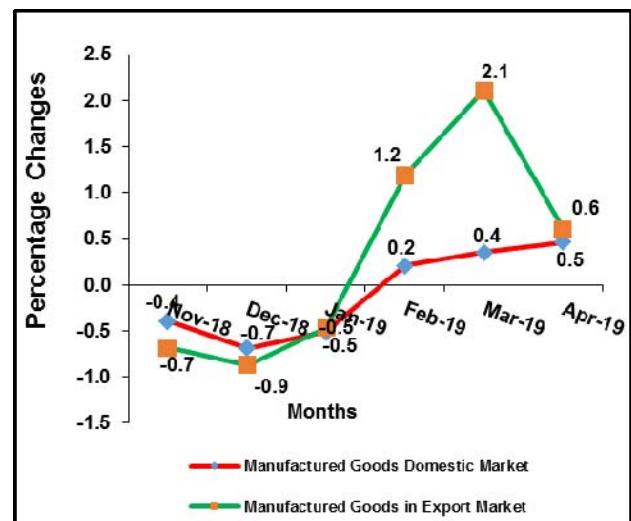
The monthly producer prices of goods produced for domestic market increased by 0.5% in April 2019 following a previous increase of 0.4% recorded in March 2019. This was mainly attributed to the increase in prices of Processed Food Products by 0.2%, Beverages by 1.3%, Chemicals by 1.0% and Wearing Apparel by 1.3%.

### Monthly PPI- M for the Export Market

Producer Prices for Manufactured Products increased by 0.6% in April 2019 compared to the 2.1% increase recorded in March 2019. This was mainly due;

- The increase in prices of Food Products by 2.6%
- Increase in prices of Other Non –Metallic Mineral Products by 0.8%
- Increase in prices of Tobacco by 0.8%

**Figure 3: Monthly Changes in PPI-M, Domestic and Export November 2018 –April 2019**



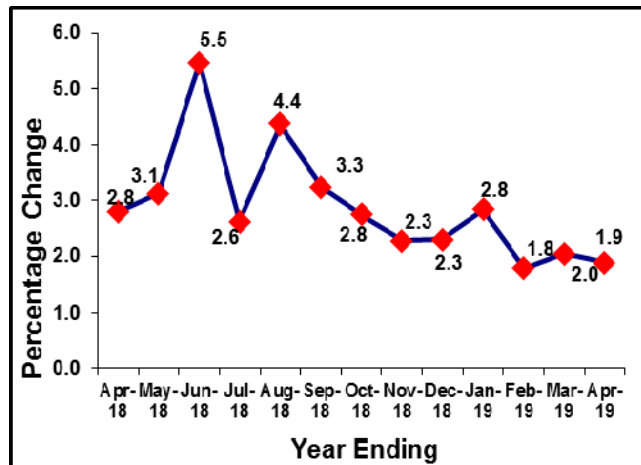
### Producer Price Index for Utilities

The annual producer prices for utilities increased by 1.9% for the year ending April 2019 compared to 2.0% increment recorded for the year ended March 2019.

The contributors to the 1.9% increase were the rise in prices of Electricity Power Generation by 1.5% in April 2019 compared to 1.7% rise recorded for the year ended March 2019, Water Collection and treatment by 3.7% recorded for the year ending April 2019 compared to 3.7% increase recorded for the year ended March 2019.

(Details Table 1b)

Figure 4: Annual changes in PPI-Utility April 2018 – April 2019

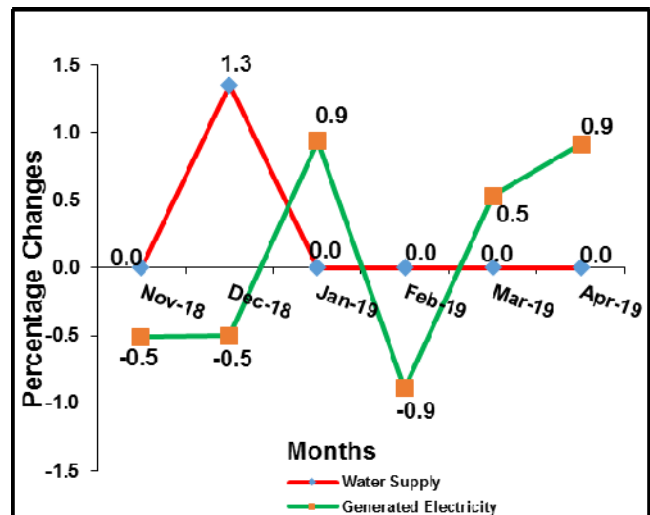


### Monthly Changes in PPI-Utility

The monthly Producer Prices for Utilities increased by 0.8% in April 2019 compared to 0.4% rise recorded in March 2019. The price increment in Utility Producer prices was attributed to the rise in prices of Electricity Power Generation by 0.9% in April 2019 compared to 0.5% increase recorded in March 2019.

(Details Table 1c)

Figure 5: Monthly Changes in PPI-Utility November 2018 –April 2019



**Chris N. Mukiza (PhD)**  
Executive Director

Wednesday 19<sup>th</sup> June 2019

**ISSUE (Monthly)**

73<sup>rd</sup> Issue April 2019

**Expected Release Date**

29<sup>th</sup> May 2019

**Actual Release Date**

19<sup>th</sup> June 2019

For More Information Contact  
Peter Opio (Mr)  
Head Business & Industry Statistics

Tel: 041-237550/371945/0414706016/15 Fax: 041-237553  
Email: [ubos@ubos.org](mailto:ubos@ubos.org) Mobile: 0782319690  
Website: [www.ubos.org](http://www.ubos.org)

Statistics House  
Plot 9, Colville Street, P.O. Box 7186, Kampala

**Table1a: Monthly Producer Price Index-Manufacturing and Utilities (PPI-M&U) April 2018 to April 2019**

Base period: July 2009 to June 2010=100

Industry Group	Weight	Apr-18	May-18	Jun-18	Jul-18	Aug-18	Sep-18	Oct-18	Nov-18	Dec-18	Jan-19	Feb-19	Mar-19	Apr-19
<b>PPI-MANUFACTURING AND UTILITIES (PPI -M&amp;U)</b>	<b>1000.000</b>	<b>184.00</b>	<b>183.28</b>	<b>184.88</b>	<b>182.91</b>	181.17	181.79	179.69	178.86	<b>177.65</b>	176.96	177.55	178.94	179.83
<b>PPI-MANUFACTURING</b>	<b>921.400</b>	<b>183.56</b>	<b>182.72</b>	<b>184.12</b>	<b>182.60</b>	180.35	180.93	178.59	177.76	<b>176.46</b>	175.56	176.35	177.80	178.63
<b>PPI-UTILITIES</b>	<b>78.600</b>	<b>188.83</b>	<b>189.42</b>	<b>192.90</b>	<b>186.33</b>	189.95	190.95	191.23	190.42	<b>190.06</b>	191.53	190.12	190.95	192.39
<b>PPI-MANUFACTURING</b>	<b>921.400</b>	<b>183.56</b>	<b>182.72</b>	<b>184.12</b>	<b>182.60</b>	<b>180.35</b>	<b>180.93</b>	<b>178.59</b>	<b>177.76</b>	<b>176.46</b>	<b>175.56</b>	<b>176.35</b>	<b>177.80</b>	<b>178.63</b>
<b>MANUFACTURE OF FOOD PRODUCTS</b>	<b>364.960</b>	<b>199.74</b>	<b>197.71</b>	<b>200.93</b>	<b>198.24</b>	<b>193.78</b>	<b>194.39</b>	<b>189.17</b>	<b>188.11</b>	<b>185.43</b>	<b>183.43</b>	<b>184.91</b>	<b>185.83</b>	<b>187.78</b>
<b>MANUFACTURE OF BEVERAGES</b>	<b>77.507</b>	<b>168.37</b>	<b>168.75</b>	<b>170.39</b>	<b>168.62</b>	<b>169.21</b>	<b>170.43</b>	<b>170.03</b>	<b>169.52</b>	<b>169.19</b>	<b>169.04</b>	<b>168.62</b>	<b>169.03</b>	<b>171.00</b>
<b>MANUFACTURE OF TOBACCO PRODUCTS</b>	<b>25.344</b>	<b>133.54</b>	<b>134.32</b>	<b>137.34</b>	<b>135.21</b>	<b>134.39</b>	<b>136.28</b>	<b>134.13</b>	<b>133.14</b>	<b>132.48</b>	<b>132.17</b>	<b>131.41</b>	<b>132.27</b>	<b>133.07</b>
<b>MANUFACTURE OF TEXTILES</b>	<b>19.225</b>	<b>214.37</b>	<b>214.37</b>	<b>219.31</b>	<b>219.31</b>	<b>221.84</b>	<b>221.84</b>	<b>221.84</b>	<b>227.76</b>	<b>227.76</b>	<b>227.76</b>	<b>227.76</b>	<b>227.76</b>	<b>227.76</b>
<b>MANUFACTURE OF WEARING APPAREL</b>	<b>55.243</b>	<b>207.59</b>	<b>207.59</b>	<b>208.83</b>	<b>209.53</b>	<b>210.16</b>	<b>210.16</b>	<b>210.69</b>	<b>210.69</b>	<b>210.69</b>	<b>210.69</b>	<b>210.69</b>	<b>214.86</b>	<b>217.63</b>
<b>MANUFACTURE OF LEATHER &amp; RELATED PRODUCTS</b>	<b>15.917</b>	<b>212.54</b>	<b>208.93</b>	<b>198.37</b>	<b>196.68</b>	<b>182.26</b>	<b>181.27</b>	<b>185.27</b>	<b>177.43</b>	<b>176.53</b>	<b>166.00</b>	<b>171.21</b>	<b>195.81</b>	<b>161.45</b>
<b>MANUFACTURE OF WOOD AND PRODUCTS OF WOOD, CORK, EXCEPT FURNITURE</b>	<b>7.316</b>	<b>155.90</b>	<b>156.12</b>	<b>158.38</b>	<b>157.79</b>	<b>157.71</b>	<b>157.89</b>	<b>157.83</b>	<b>157.74</b>	<b>157.67</b>	<b>157.64</b>	<b>157.57</b>	<b>157.65</b>	<b>158.50</b>
<b>MANUFACTURE OF PAPER &amp; PAPER PRODUCTS</b>	<b>15.858</b>	<b>195.34</b>	<b>196.10</b>	<b>205.05</b>	<b>197.18</b>	<b>196.20</b>	<b>196.32</b>	<b>201.09</b>	<b>191.32</b>	<b>197.13</b>	<b>196.68</b>	<b>196.09</b>	<b>198.77</b>	<b>200.58</b>
<b>PRINTING AND REPRODUCTION OF RECORDED MEDIA</b>	<b>25.329</b>	<b>157.07</b>	<b>157.67</b>	<b>159.40</b>	<b>155.31</b>	<b>156.02</b>	<b>156.10</b>	<b>156.06</b>	<b>156.44</b>	<b>156.42</b>	<b>156.40</b>	<b>159.91</b>	<b>159.95</b>	<b>159.98</b>
<b>MANUFACTURE OF CHEMICALS &amp; CHEMICAL PRODUCTS</b>	<b>72.487</b>	<b>172.62</b>	<b>172.94</b>	<b>173.89</b>	<b>172.85</b>	<b>173.22</b>	<b>174.02</b>	<b>173.53</b>	<b>172.41</b>	<b>170.72</b>	<b>169.90</b>	<b>169.57</b>	<b>169.94</b>	<b>171.51</b>
<b>MANUFACTURE OF PHARMACEUTICALS, MEDICINAL CHEMICAL &amp; BOTANICAL PRODUCTS</b>	<b>23.736</b>	<b>190.65</b>	<b>191.23</b>	<b>194.02</b>	<b>196.85</b>	<b>196.70</b>	<b>200.91</b>	<b>198.39</b>	<b>197.23</b>	<b>196.32</b>	<b>196.35</b>	<b>196.14</b>	<b>197.73</b>	<b>197.99</b>
<b>MANUFACTURE OF RUBBER &amp; PLASTIC PRODUCTS</b>	<b>26.455</b>	<b>157.64</b>	<b>157.64</b>	<b>158.78</b>	<b>161.65</b>	<b>161.65</b>	<b>161.10</b>	<b>161.01</b>	<b>161.05</b>	<b>160.92</b>	<b>160.88</b>	<b>160.52</b>	<b>160.59</b>	<b>160.18</b>
<b>MANUFACTURE OF OTHER NON-METALLIC MINERAL PRODUCTS</b>	<b>137.550</b>	<b>136.63</b>	<b>137.16</b>	<b>127.03</b>	<b>126.61</b>	<b>124.82</b>	<b>123.87</b>	<b>124.07</b>	<b>123.89</b>	<b>124.25</b>	<b>128.17</b>	<b>129.42</b>	<b>129.52</b>	<b>129.62</b>
<b>MANUFACTURE OF BASIC METALS</b>	<b>14.534</b>	<b>194.92</b>	<b>193.96</b>	<b>193.42</b>	<b>192.92</b>	<b>190.92</b>	<b>192.52</b>	<b>192.57</b>	<b>191.70</b>	<b>190.05</b>	<b>190.36</b>	<b>190.40</b>	<b>190.80</b>	<b>190.88</b>
<b>MANUFACTURE OF FABRICATED METAL PRODUCTS,EXCEPT MACHINERY AND EQUIPMENT</b>	<b>10.831</b>	<b>170.53</b>	<b>170.95</b>	<b>175.44</b>	<b>172.78</b>	<b>171.25</b>	<b>174.58</b>	<b>174.13</b>	<b>173.39</b>	<b>173.48</b>	<b>170.22</b>	<b>170.75</b>	<b>171.05</b>	<b>174.19</b>
<b>MANUFACTURE OF ELECTRICAL EQUIPMENT</b>	<b>15.239</b>	<b>163.03</b>	<b>163.12</b>	<b>163.49</b>	<b>166.62</b>	<b>169.27</b>	<b>169.27</b>	<b>169.19</b>	<b>169.06</b>	<b>168.98</b>	<b>168.94</b>	<b>169.24</b>	<b>169.35</b>	<b>169.46</b>
<b>MANUFACTURE OF FURNITURE</b>	<b>13.868</b>	<b>171.06</b>	<b>171.06</b>	<b>172.88</b>	<b>172.63</b>	<b>172.13</b>	<b>171.90</b>	<b>171.87</b>	<b>171.77</b>	<b>171.62</b>	<b>171.57</b>	<b>171.28</b>	<b>171.28</b>	<b>172.64</b>
<b>MANUFACTURE OF FOOD PRODUCTS</b>	<b>364.960</b>	<b>199.74</b>	<b>197.71</b>	<b>200.93</b>	<b>198.24</b>	<b>193.78</b>	<b>194.39</b>	<b>189.17</b>	<b>188.11</b>	<b>185.43</b>	<b>183.43</b>	<b>184.91</b>	<b>185.83</b>	<b>187.78</b>
Processing and Preserving of meat	8.219	248.48	248.48	247.94	247.75	247.75	247.75	246.52	245.00	245.00	244.17	245.99	245.99	245.99
Processing & Preserving of Fish, Crustaceans and Molluscs	19.899	307.22	287.02	287.01	260.00	201.95	226.23	186.80	196.57	187.86	193.79	217.93	212.51	231.09
Manufacture of Vegetable and Animal Oils and Fats	79.421	209.47	210.14	210.80	210.88	208.31	209.82	207.44	207.63	202.81	201.09	198.68	199.55	198.99
Manufacture of Dairy Products	5.625	161.96	161.96	162.89	162.89	162.89	162.89	162.89	162.89	162.89	162.89	162.89	162.89	162.89
Manufacture of Grain Milling products	82.113	158.24	159.08	164.98	162.54	162.90	165.43	164.15	164.53	162.17	163.11	160.01	160.15	161.55
Manufacture of Bakery products	25.197	171.92	171.92	172.11	172.11	172.28	172.28	172.28	172.99	172.99	172.99	172.99	172.99	172.81

Industry Group	Weight	Apr-18	May-18	Jun-18	Jul-18	Aug-18	Sep-18	Oct-18	Nov-18	Dec-18	Jan-19	Feb-19	Mar-19	Apr-19
Manufacture of Sugar	56.645	174.39	178.67	198.30	201.64	210.54	204.19	191.63	179.09	176.93	172.01	170.41	171.23	171.51
Coffee Processing	46.351	198.22	196.53	193.46	194.10	187.57	182.47	184.77	186.70	185.80	187.83	196.29	202.49	205.45
Tea Processing	28.588	159.95	154.20	152.28	146.02	141.59	137.38	137.40	133.65	132.43	128.96	125.93	127.74	121.93
Manufacture of Prepared Animal Feeds	12.901	260.73	260.73	260.73	260.73	260.73	260.73	260.73	260.73	260.73	235.73	235.73	235.73	235.73
<b>MANUFACTURE OF BEVERAGES</b>	<b>77.507</b>	<b>168.37</b>	<b>168.75</b>	<b>170.39</b>	<b>168.62</b>	<b>169.21</b>	<b>170.43</b>	<b>170.03</b>	<b>169.52</b>	<b>169.19</b>	<b>169.04</b>	<b>168.62</b>	<b>169.03</b>	<b>171.00</b>
Distilling, rectifying and blending of spirits	2.606	173.02	173.02	175.20	177.33	177.05	178.63	178.08	177.27	177.27	177.12	175.62	175.62	173.29
Manufacture of Malt Liquors and Malt	32.174	159.58	159.58	159.58	159.58	162.14	162.74	162.74	162.74	162.74	162.74	162.74	162.74	164.95
Manufacture of Soft Drinks, Production of Mineral waters and Other bottled waters	42.728	174.52	175.19	177.94	174.72	174.01	175.66	174.98	174.11	173.53	173.26	172.60	173.35	175.42
<b>MANUFACTURE OF TOBACCO PRODUCTS</b>	<b>25.344</b>	<b>133.54</b>	<b>134.32</b>	<b>137.34</b>	<b>135.21</b>	<b>134.39</b>	<b>136.28</b>	<b>134.13</b>	<b>133.14</b>	<b>132.48</b>	<b>132.17</b>	<b>131.41</b>	<b>132.27</b>	<b>133.07</b>
Manufacture of Tobacco Products	25.344	133.54	134.32	137.34	135.21	134.39	136.28	134.13	133.14	132.48	132.17	131.41	132.27	133.07
<b>MANUFACTURE OF TEXTILES</b>	<b>19.225</b>	<b>214.37</b>	<b>214.37</b>	<b>219.31</b>	<b>219.31</b>	<b>221.84</b>	<b>221.84</b>	<b>221.84</b>	<b>227.76</b>	<b>227.76</b>	<b>227.76</b>	<b>227.76</b>	<b>227.76</b>	<b>227.76</b>
Manufacture of made-up textile articles, except apparel	19.225	214.37	214.37	219.31	219.31	221.84	221.84	221.84	227.76	227.76	227.76	227.76	227.76	227.76
<b>MANUFACTURE OF WEARING APPAREL</b>	<b>55.243</b>	<b>207.59</b>	<b>207.59</b>	<b>208.83</b>	<b>209.53</b>	<b>210.16</b>	<b>210.16</b>	<b>210.69</b>	<b>210.69</b>	<b>210.69</b>	<b>210.69</b>	<b>210.69</b>	<b>214.86</b>	<b>217.63</b>
Manufacture of wearing apparel, except fur apparel	55.243	207.59	207.59	208.83	209.53	210.16	210.16	210.69	210.69	210.69	210.69	210.69	214.86	217.63
<b>MANUFACTURE OF LEATHER &amp; RELATED PRODUCTS</b>	<b>15.917</b>	<b>212.54</b>	<b>208.93</b>	<b>198.37</b>	<b>196.68</b>	<b>182.26</b>	<b>181.27</b>	<b>185.27</b>	<b>177.43</b>	<b>176.53</b>	<b>166.00</b>	<b>171.21</b>	<b>195.81</b>	<b>161.45</b>
Tanning and dressing of leather; dressing and dyeing of fur	11.844	223.43	219.06	206.12	204.03	185.75	184.47	189.63	179.46	178.28	164.12	171.20	202.93	157.80
Manufacture of footwear	4.073	171.24	171.24	171.24	171.24	171.24	171.24	171.24	171.24	171.24	171.24	171.24	171.24	171.24
<b>MANUFACTURE OF WOOD AND PRODUCTS OF WOOD, CORK, EXCEPT FURNITURE</b>	<b>7.316</b>	<b>155.90</b>	<b>156.12</b>	<b>158.38</b>	<b>157.79</b>	<b>157.71</b>	<b>157.89</b>	<b>157.83</b>	<b>157.74</b>	<b>157.67</b>	<b>157.64</b>	<b>157.57</b>	<b>157.65</b>	<b>158.50</b>
Manufacture of Builders' Carpentry & Joinery	7.316	155.90	156.12	158.38	157.79	157.71	157.89	157.83	157.74	157.67	157.64	157.57	157.65	158.50
<b>MANUFACTURE OF PAPER &amp; PAPER PRODUCTS</b>	<b>15.858</b>	<b>195.34</b>	<b>196.10</b>	<b>205.05</b>	<b>197.18</b>	<b>196.20</b>	<b>196.32</b>	<b>201.09</b>	<b>191.32</b>	<b>197.13</b>	<b>196.68</b>	<b>196.09</b>	<b>198.77</b>	<b>200.58</b>
Manufacture of pulp, paper and paperboard	9.068	225.23	226.26	238.65	226.97	225.92	225.99	232.29	218.67	226.67	226.06	225.40	228.75	231.26
Manufacture of corrugated paper and paperboard and of containers of paper and paperboard	2.931	146.20	146.20	145.50	147.14	146.13	146.13	146.13	146.13	146.13	146.13	146.13	147.38	147.38
Manufacture of other articles of paper and paperboard	3.860	133.51	133.66	135.90	135.16	134.17	134.26	137.10	136.90	137.01	136.95	136.91	137.09	137.25
<b>PRINTING AND REPRODUCTION OF RECORDED MEDIA</b>	<b>25.329</b>	<b>157.07</b>	<b>157.67</b>	<b>159.40</b>	<b>155.31</b>	<b>156.02</b>	<b>156.10</b>	<b>156.06</b>	<b>156.44</b>	<b>156.42</b>	<b>156.40</b>	<b>159.91</b>	<b>159.95</b>	<b>159.98</b>
Printing	25.329	157.07	157.67	159.40	155.31	156.02	156.10	156.06	156.44	156.42	156.40	159.91	159.95	159.98

Industry Group	Weight	Apr-18	May-18	Jun-18	Jul-18	Aug-18	Sep-18	Oct-18	Nov-18	Dec-18	Jan-19	Feb-19	Mar-19	Apr-19
<b>MANUFACTURE OF CHEMICALS &amp; CHEMICAL PRODUCTS</b>	<b>72.487</b>	<b>172.62</b>	<b>172.94</b>	<b>173.89</b>	<b>172.85</b>	<b>173.22</b>	<b>174.02</b>	<b>173.53</b>	<b>172.41</b>	<b>170.72</b>	<b>169.90</b>	<b>169.57</b>	<b>169.94</b>	<b>171.51</b>
Manufacture of paints, varnishes and similar coatings, printing ink and mastics	10.065	159.07	159.07	160.63	160.63	160.63	160.63	161.69	153.03	153.03	153.03	153.03	153.03	153.03
Manufacture of Soap, Detergents, cleaning and Polishing preparations	49.967	179.81	180.25	181.12	179.71	178.66	179.76	178.92	178.74	176.45	175.34	174.88	175.39	175.19
Manufacture of Other chemical Products n.e.c	12.456	150.16	150.16	151.18	151.18	159.44	159.44	159.44	159.44	159.44	159.44	159.44	159.44	170.05
<b>MANUFACTURE OF PHARMACEUTICALS, MEDICINAL CHEMICAL &amp; BOTANICAL PRODUCTS</b>	<b>23.736</b>	<b>190.65</b>	<b>191.23</b>	<b>194.02</b>	<b>196.85</b>	<b>196.70</b>	<b>200.91</b>	<b>198.39</b>	<b>197.23</b>	<b>196.32</b>	<b>196.35</b>	<b>196.14</b>	<b>197.73</b>	<b>197.99</b>
Manufacture of Pharmaceuticals, medicinal chemical and botanical products	23.736	190.65	191.23	194.02	196.85	196.70	200.91	198.39	197.23	196.32	196.35	196.14	197.73	197.99
<b>MANUFACTURE OF RUBBER &amp; PLASTIC PRODUCTS</b>	<b>26.455</b>	<b>157.64</b>	<b>157.64</b>	<b>158.78</b>	<b>161.65</b>	<b>161.65</b>	<b>161.10</b>	<b>161.01</b>	<b>161.05</b>	<b>160.92</b>	<b>160.88</b>	<b>160.52</b>	<b>160.59</b>	<b>160.18</b>
Manufacture of Plastic products	26.455	157.64	157.64	158.78	161.65	161.65	161.10	161.01	161.05	160.92	160.88	160.52	160.59	160.18
<b>MANUFACTURE OF OTHER NON-METALLIC MINERAL PRODUCTS</b>	<b>137.550</b>	<b>136.63</b>	<b>137.16</b>	<b>127.03</b>	<b>126.61</b>	<b>124.82</b>	<b>123.87</b>	<b>124.07</b>	<b>123.89</b>	<b>124.25</b>	<b>128.17</b>	<b>129.42</b>	<b>129.52</b>	<b>129.62</b>
Manufacture of Clay Building Materials	58.241	120.74	121.71	121.71	121.71	121.71	121.71	123.37	123.37	123.37	132.40	134.68	134.68	134.68
Manufacture of Cement, Lime and Plaster	60.121	149.33	149.94	129.19	126.87	122.71	120.43	120.23	119.88	120.76	120.66	120.95	121.23	121.50
Manufacture of Articles of Concrete, cement and plaster	19.188	135.93	135.16	135.16	138.89	138.89	138.89	136.50	136.27	136.27	136.27	136.86	136.86	136.86
<b>MANUFACTURE OF BASIC METALS</b>	<b>14.534</b>	<b>194.92</b>	<b>193.96</b>	<b>193.42</b>	<b>192.92</b>	<b>190.92</b>	<b>192.52</b>	<b>192.57</b>	<b>191.70</b>	<b>190.05</b>	<b>190.36</b>	<b>190.40</b>	<b>190.80</b>	<b>190.88</b>
Manufacture of basic iron and steel	14.534	194.92	193.96	193.42	192.92	190.92	192.52	192.57	191.70	190.05	190.36	190.40	190.80	190.88
<b>MANUFACTURE OF FABRICATED METAL PRODUCTS, EXCEPT MACHINERY AND EQUIPMENT</b>	<b>10.831</b>	<b>170.53</b>	<b>170.95</b>	<b>175.44</b>	<b>172.78</b>	<b>171.25</b>	<b>174.58</b>	<b>174.13</b>	<b>173.39</b>	<b>173.48</b>	<b>170.22</b>	<b>170.75</b>	<b>171.05</b>	<b>174.19</b>
Manufacture of Other Fabricated Metals n.e.c	10.831	170.53	170.95	175.44	172.78	171.25	174.58	174.13	173.39	173.48	170.22	170.75	171.05	174.19
<b>MANUFACTURE OF ELECTRICAL EQUIPMENT</b>	<b>15.239</b>	<b>163.03</b>	<b>163.12</b>	<b>163.49</b>	<b>166.62</b>	<b>169.27</b>	<b>169.27</b>	<b>169.19</b>	<b>169.06</b>	<b>168.98</b>	<b>168.94</b>	<b>169.24</b>	<b>169.35</b>	<b>169.46</b>
Manufacture of Batteries and Accumulators	4.384	184.16	184.16	184.16	184.16	191.17	191.17	191.17	191.17	191.17	191.17	191.17	191.17	191.17
Manufacture of other electronic and electric wires and cables	10.856	152.74	152.89	153.47	158.39	158.60	158.60	158.48	158.28	158.15	158.08	158.56	158.74	158.91
<b>MANUFACTURE OF FURNITURE</b>	<b>13.868</b>	<b>171.06</b>	<b>171.06</b>	<b>172.88</b>	<b>172.63</b>	<b>172.13</b>	<b>171.90</b>	<b>171.87</b>	<b>171.77</b>	<b>171.62</b>	<b>171.57</b>	<b>171.28</b>	<b>171.28</b>	<b>172.64</b>
Manufacture of Furniture	13.868	171.06	171.06	172.88	172.63	172.13	171.90	171.87	171.77	171.62	171.57	171.28	171.28	172.64
<b>PPI-UTILITIES</b>	<b>78.600</b>	<b>188.83</b>	<b>189.42</b>	<b>192.90</b>	<b>186.33</b>	<b>189.95</b>	<b>190.95</b>	<b>191.23</b>	<b>190.42</b>	<b>190.06</b>	<b>191.53</b>	<b>190.12</b>	<b>190.95</b>	<b>192.39</b>
Water collection, treatment and supply	18.284	167.93	167.93	167.93	171.80	171.80	171.80	171.80	171.80	174.12	174.12	174.12	174.12	174.12
Electricity power generation, transmission and distribution	60.316	194.31	195.03	199.28	190.30	194.80	196.04	196.38	195.38	194.39	196.22	194.47	195.50	197.28

**Table1b: Annual changes in Producer Price Index-Manufacturing and Utilities (PPI-M&U) April 2018 to April 2019**

Base period: July 2009 to June 2010=100

Industry Group	Weight	Apr-18	May-18	Jun-18	Jul-18	Aug-18	Sep-18	Oct-18	Nov-18	Dec-18	Jan-19	Feb-19	Mar-19	Apr-19
<b>PPI-MANUFACTURING AND UTILITIES (PPI -M&amp;U)</b>	<b>1000.000</b>	<b>0.3</b>	<b>-0.8</b>	<b>1.1</b>	<b>-1.3</b>	<b>-3.0</b>	<b>-2.7</b>	<b>-3.8</b>	<b>-3.5</b>	<b>-3.5</b>	<b>-3.5</b>	<b>-3.0</b>	<b>-3.0</b>	<b>-2.3</b>
<b>PPI-MANUFACTURING</b>	<b>921.400</b>	<b>0.1</b>	<b>-1.2</b>	<b>0.6</b>	<b>-1.7</b>	<b>-3.7</b>	<b>-3.2</b>	<b>-4.4</b>	<b>-4.1</b>	<b>-4.1</b>	<b>-4.1</b>	<b>-3.4</b>	<b>-3.5</b>	<b>-2.7</b>
<b>PPI-UTILITIES</b>	<b>78.600</b>	<b>2.8</b>	<b>3.1</b>	<b>5.5</b>	<b>2.6</b>	<b>4.4</b>	<b>3.3</b>	<b>2.8</b>	<b>2.3</b>	<b>2.3</b>	<b>2.8</b>	<b>1.8</b>	<b>2.0</b>	<b>1.9</b>
<b>PPI-MANUFACTURING</b>	<b>921.400</b>	<b>0.1</b>	<b>-1.2</b>	<b>0.6</b>	<b>-1.7</b>	<b>-3.7</b>	<b>-3.2</b>	<b>-4.4</b>	<b>-4.1</b>	<b>-4.1</b>	<b>-4.1</b>	<b>-3.4</b>	<b>-3.5</b>	<b>-2.7</b>
<b>MANUFACTURE OF FOOD PRODUCTS</b>	<b>364.960</b>	<b>-2.0</b>	<b>-4.1</b>	<b>-1.5</b>	<b>-4.2</b>	<b>-7.7</b>	<b>-7.2</b>	<b>-10.1</b>	<b>-9.1</b>	<b>-8.6</b>	<b>-9.3</b>	<b>-7.7</b>	<b>-8.0</b>	<b>-6.0</b>
<b>MANUFACTURE OF BEVERAGES</b>	<b>77.507</b>	<b>0.6</b>	<b>0.8</b>	<b>1.9</b>	<b>-3.3</b>	<b>-3.1</b>	<b>-2.4</b>	<b>-3.0</b>	<b>-3.4</b>	<b>-3.4</b>	<b>0.8</b>	<b>0.5</b>	<b>0.7</b>	<b>1.6</b>
<b>MANUFACTURE OF TOBACCO PRODUCTS</b>	<b>25.344</b>	<b>-1.0</b>	<b>-0.5</b>	<b>2.4</b>	<b>3.2</b>	<b>2.5</b>	<b>4.1</b>	<b>1.6</b>	<b>0.9</b>	<b>0.7</b>	<b>0.1</b>	<b>-0.4</b>	<b>-0.2</b>	<b>-0.4</b>
<b>MANUFACTURE OF TEXTILES</b>	<b>19.225</b>	<b>-2.2</b>	<b>-2.2</b>	<b>0.0</b>	<b>1.5</b>	<b>2.7</b>	<b>2.7</b>	<b>6.8</b>	<b>9.6</b>	<b>9.6</b>	<b>9.6</b>	<b>6.2</b>	<b>6.2</b>	<b>6.2</b>
<b>MANUFACTURE OF WEARING APPAREL</b>	<b>55.243</b>	<b>3.1</b>	<b>3.1</b>	<b>3.7</b>	<b>1.5</b>	<b>1.8</b>	<b>1.6</b>	<b>2.9</b>	<b>2.9</b>	<b>2.9</b>	<b>3.0</b>	<b>1.8</b>	<b>3.5</b>	<b>4.8</b>
<b>MANUFACTURE OF LEATHER &amp; RELATED PRODUCTS</b>	<b>15.917</b>	<b>6.0</b>	<b>-3.1</b>	<b>-2.7</b>	<b>-10.8</b>	<b>-11.1</b>	<b>-6.9</b>	<b>-5.8</b>	<b>-10.7</b>	<b>-16.9</b>	<b>-19.8</b>	<b>-13.9</b>	<b>-10.5</b>	<b>-24.0</b>
<b>MANUFACTURE OF WOOD AND PRODUCTS OF WOOD, CORK, EXCEPT FURNITURE</b>	<b>7.316</b>	<b>-2.3</b>	<b>-3.7</b>	<b>-2.2</b>	<b>-3.2</b>	<b>-3.3</b>	<b>-3.1</b>	<b>-3.4</b>	<b>-2.7</b>	<b>-0.9</b>	<b>1.6</b>	<b>2.6</b>	<b>2.4</b>	<b>1.7</b>
<b>MANUFACTURE OF PAPER &amp; PAPER PRODUCTS</b>	<b>15.858</b>	<b>6.5</b>	<b>6.8</b>	<b>12.6</b>	<b>7.5</b>	<b>6.1</b>	<b>5.9</b>	<b>6.9</b>	<b>1.7</b>	<b>3.0</b>	<b>2.5</b>	<b>2.1</b>	<b>3.1</b>	<b>2.7</b>
<b>PRINTING AND REPRODUCTION OF RECORDED MEDIA</b>	<b>25.329</b>	<b>-0.2</b>	<b>-1.0</b>	<b>0.2</b>	<b>-2.0</b>	<b>-1.5</b>	<b>-1.3</b>	<b>-1.3</b>	<b>-0.8</b>	<b>-1.9</b>	<b>1.4</b>	<b>1.9</b>	<b>1.9</b>	<b>1.9</b>
<b>MANUFACTURE OF CHEMICALS &amp; CHEMICAL PRODUCTS</b>	<b>72.487</b>	<b>1.7</b>	<b>1.9</b>	<b>4.9</b>	<b>3.4</b>	<b>2.0</b>	<b>2.6</b>	<b>3.7</b>	<b>3.0</b>	<b>1.8</b>	<b>1.7</b>	<b>1.2</b>	<b>0.0</b>	<b>-0.6</b>
<b>MANUFACTURE OF PHARMACEUTICALS, MEDICINAL CHEMICAL &amp; BOTANICAL PRODUCTS</b>	<b>23.736</b>	<b>5.1</b>	<b>5.0</b>	<b>10.3</b>	<b>12.0</b>	<b>11.6</b>	<b>14.2</b>	<b>12.3</b>	<b>11.6</b>	<b>8.9</b>	<b>7.7</b>	<b>3.3</b>	<b>3.9</b>	<b>3.8</b>
<b>MANUFACTURE OF RUBBER &amp; PLASTIC PRODUCTS</b>	<b>26.455</b>	<b>1.2</b>	<b>1.2</b>	<b>2.0</b>	<b>3.9</b>	<b>3.9</b>	<b>3.4</b>	<b>4.2</b>	<b>4.3</b>	<b>5.1</b>	<b>3.9</b>	<b>3.3</b>	<b>3.3</b>	<b>1.6</b>
<b>MANUFACTURE OF OTHER NON-METALLIC MINERAL PRODUCTS</b>	<b>137.550</b>	<b>-1.4</b>	<b>0.4</b>	<b>-6.4</b>	<b>-6.2</b>	<b>-7.5</b>	<b>-8.3</b>	<b>-7.0</b>	<b>-7.1</b>	<b>-6.7</b>	<b>-4.3</b>	<b>-4.1</b>	<b>-4.6</b>	<b>-5.1</b>
<b>MANUFACTURE OF BASIC METALS</b>	<b>14.534</b>	<b>24.0</b>	<b>24.6</b>	<b>24.3</b>	<b>23.2</b>	<b>16.4</b>	<b>14.1</b>	<b>10.8</b>	<b>9.1</b>	<b>0.8</b>	<b>-2.7</b>	<b>0.9</b>	<b>-0.9</b>	<b>-2.1</b>
<b>MANUFACTURE OF FABRICATED METAL PRODUCTS,EXCEPT MACHINERY AND EQUIPMENT</b>	<b>10.831</b>	<b>9.7</b>	<b>10.8</b>	<b>13.8</b>	<b>7.3</b>	<b>4.4</b>	<b>3.1</b>	<b>2.4</b>	<b>1.6</b>	<b>1.5</b>	<b>-2.2</b>	<b>-0.3</b>	<b>-1.3</b>	<b>2.1</b>
<b>MANUFACTURE OF ELECTRICAL EQUIPMENT</b>	<b>15.239</b>	<b>4.6</b>	<b>4.6</b>	<b>4.9</b>	<b>6.9</b>	<b>8.6</b>	<b>12.5</b>	<b>12.4</b>	<b>8.2</b>	<b>8.2</b>	<b>8.1</b>	<b>4.7</b>	<b>4.7</b>	<b>3.9</b>
<b>MANUFACTURE OF FURNITURE</b>	<b>13.868</b>	<b>7.2</b>	<b>7.2</b>	<b>8.3</b>	<b>6.7</b>	<b>6.5</b>	<b>5.8</b>	<b>5.4</b>	<b>4.6</b>	<b>2.3</b>	<b>2.2</b>	<b>1.1</b>	<b>0.9</b>	<b>0.9</b>
<b>MANUFACTURE OF FOOD PRODUCTS</b>	<b>364.960</b>	<b>-2.0</b>	<b>-4.1</b>	<b>-1.5</b>	<b>-4.2</b>	<b>-7.7</b>	<b>-7.2</b>	<b>-10.1</b>	<b>-9.1</b>	<b>-8.6</b>	<b>-9.3</b>	<b>-7.7</b>	<b>-8.0</b>	<b>-6.0</b>
Processing and Preserving of meat	8.219	9.6	8.0	7.7	7.6	7.6	7.6	7.1	6.4	6.4	-1.2	-0.4	-0.5	-1.0
Processing & Preserving of Fish, Crustaceans and Molluscs	19.899	-0.6	-7.4	-7.4	-16.6	-37.0	-28.5	-44.1	-38.1	-38.1	-38.0	-30.9	-37.1	-24.8
Manufacture of Vegetable and Animal Oils and Fats	79.421	-0.4	-1.6	-0.4	-2.4	-3.7	-3.0	-2.6	-2.6	-4.4	-2.9	-3.7	-3.9	-5.0
Manufacture of Dairy Products	5.625	15.1	14.4	15.1	2.1	2.1	0.6	0.6	0.6	0.6	0.6	0.6	0.6	0.6
Manufacture of Grain Milling products	82.113	-0.1	-3.1	-0.9	-7.5	-9.5	-8.2	-7.7	-7.1	-3.7	-1.4	0.5	0.8	2.1
Manufacture of Bakery products	25.197	6.3	6.3	6.4	4.9	3.9	2.8	2.8	3.1	2.8	1.7	0.6	0.6	0.5

Industry Group	Weight	Apr-18	May-18	Jun-18	Jul-18	Aug-18	Sep-18	Oct-18	Nov-18	Dec-18	Jan-19	Feb-19	Mar-19	Apr-19
Manufacture of Sugar	56.645	-12.3	-12.2	-2.2	-0.6	3.9	0.7	-4.9	-8.2	-5.7	-5.0	-1.3	0.6	-1.7
Coffee Processing	46.351	-1.4	-2.8	-2.1	-1.8	-8.6	-9.8	-8.7	-6.3	-9.2	-8.3	-2.6	6.5	3.6
Tea Processing	28.588	9.9	3.2	0.7	-5.5	-11.9	-17.5	-18.0	-19.4	-15.5	-17.5	-22.0	-21.1	-23.8
Manufacture of Prepared Animal Feeds	12.901	-10.5	-9.8	-1.2	0.1	0.1	0.0	0.0	0.0	0.0	-9.6	-9.6	-9.6	-9.6
<b>MANUFACTURE OF BEVERAGES</b>	<b>77.507</b>	<b>0.6</b>	<b>0.8</b>	<b>1.9</b>	<b>-3.3</b>	<b>-3.1</b>	<b>-2.4</b>	<b>-3.0</b>	<b>-3.4</b>	<b>-3.4</b>	<b>0.8</b>	<b>0.5</b>	<b>0.7</b>	<b>1.6</b>
Distilling, rectifying and blending of spirits	2.606	5.0	5.0	1.6	1.6	-1.1	-0.6	-0.7	-1.5	-0.1	0.7	-0.9	1.9	0.2
Manufacture of Malt Liquors and Malt	32.174	0.0	0.0	0.0	0.0	1.6	2.0	2.0	2.0	2.0	2.0	2.0	2.0	3.4
Manufacture of Soft Drinks, Production of Mineral waters and Other bottled waters	42.728	0.8	1.1	3.1	-5.6	-6.0	-5.1	-6.0	-6.7	-6.7	0.0	-0.4	-0.2	0.5
<b>MANUFACTURE OF TOBACCO PRODUCTS</b>	<b>25.344</b>	<b>-1.0</b>	<b>-0.5</b>	<b>2.4</b>	<b>3.2</b>	<b>2.5</b>	<b>4.1</b>	<b>1.6</b>	<b>0.9</b>	<b>0.7</b>	<b>0.1</b>	<b>-0.4</b>	<b>-0.2</b>	<b>-0.4</b>
Manufacture of Tobacco Products	25.344	-1.0	-0.5	2.4	3.2	2.5	4.1	1.6	0.9	0.7	0.1	-0.4	-0.2	-0.4
<b>MANUFACTURE OF TEXTILES</b>	<b>19.225</b>	<b>-2.2</b>	<b>-2.2</b>	<b>0.0</b>	<b>1.5</b>	<b>2.7</b>	<b>2.7</b>	<b>6.8</b>	<b>9.6</b>	<b>9.6</b>	<b>9.6</b>	<b>6.2</b>	<b>6.2</b>	<b>6.2</b>
Manufacture of made-up textile articles, except apparel	19.225	-2.2	-2.2	0.0	1.5	2.7	2.7	6.8	9.6	9.6	9.6	6.2	6.2	6.2
<b>MANUFACTURE OF WEARING APPAREL</b>	<b>55.243</b>	<b>3.1</b>	<b>3.1</b>	<b>3.7</b>	<b>1.5</b>	<b>1.8</b>	<b>1.6</b>	<b>2.9</b>	<b>2.9</b>	<b>2.9</b>	<b>3.0</b>	<b>1.8</b>	<b>3.5</b>	<b>4.8</b>
Manufacture of wearing apparel, except fur apparel	55.243	3.1	3.1	3.7	1.5	1.8	1.6	2.9	2.9	2.9	3.0	1.8	3.5	4.8
<b>MANUFACTURE OF LEATHER &amp; RELATED PRODUCTS</b>	<b>15.917</b>	<b>6.0</b>	<b>-3.1</b>	<b>-2.7</b>	<b>-10.8</b>	<b>-11.1</b>	<b>-6.9</b>	<b>-5.8</b>	<b>-10.7</b>	<b>-16.9</b>	<b>-19.8</b>	<b>-13.9</b>	<b>-10.5</b>	<b>-24.0</b>
Tanning and dressing of leather; dressing and dyeing of fur	11.844	6.7	-3.7	-3.3	-12.7	-13.7	-9.3	-7.6	-13.7	-20.5	-24.3	-17.2	-12.1	-29.4
Manufacture of footwear	4.073	1.9	0.7	0.7	3.4	3.4	5.0	3.4	3.4	3.4	0.0	0.0	0.0	0.0
<b>MANUFACTURE OF WOOD AND PRODUCTS OF WOOD, CORK, EXCEPT FURNITURE</b>	<b>7.316</b>	<b>-2.3</b>	<b>-3.7</b>	<b>-2.2</b>	<b>-3.2</b>	<b>-3.3</b>	<b>-3.1</b>	<b>-3.4</b>	<b>-2.7</b>	<b>-0.9</b>	<b>1.6</b>	<b>2.6</b>	<b>2.4</b>	<b>1.7</b>
Manufacture of Builders' Carpentry & Joinery	7.316	-2.3	-3.7	-2.2	-3.2	-3.3	-3.1	-3.4	-2.7	-0.9	1.6	2.6	2.4	1.7
<b>MANUFACTURE OF PAPER &amp; PAPER PRODUCTS</b>	<b>15.858</b>	<b>6.5</b>	<b>6.8</b>	<b>12.6</b>	<b>7.5</b>	<b>6.1</b>	<b>5.9</b>	<b>6.9</b>	<b>1.7</b>	<b>3.0</b>	<b>2.5</b>	<b>2.1</b>	<b>3.1</b>	<b>2.7</b>
Manufacture of pulp, paper and paperboard	9.068	6.1	6.4	13.2	7.1	6.3	5.9	7.5	1.3	2.8	2.0	1.9	2.8	2.7
Manufacture of corrugated paper and paperboard and of containers of paper and paperboard	2.931	16.4	16.4	15.8	14.2	4.8	4.8	-1.0	-1.0	-1.0	0.9	0.0	0.8	0.8
Manufacture of other articles of paper and paperboard	3.860	2.3	3.9	6.6	5.8	5.0	5.1	7.8	7.6	7.1	6.7	6.6	6.7	2.8
<b>PRINTING AND REPRODUCTION OF RECORDED MEDIA</b>	<b>25.329</b>	<b>-0.2</b>	<b>-1.0</b>	<b>0.2</b>	<b>-2.0</b>	<b>-1.5</b>	<b>-1.3</b>	<b>-1.3</b>	<b>-0.8</b>	<b>-1.9</b>	<b>1.4</b>	<b>1.9</b>	<b>1.9</b>	<b>1.9</b>
Printing	25.329	-0.2	-1.0	0.2	-2.0	-1.5	-1.3	-1.3	-0.8	-1.9	1.4	1.9	1.9	1.9

Industry Group	Weight	Apr-18	May-18	Jun-18	Jul-18	Aug-18	Sep-18	Oct-18	Nov-18	Dec-18	Jan-19	Feb-19	Mar-19	Apr-19
<b>MANUFACTURE OF CHEMICALS &amp; CHEMICAL PRODUCTS</b>	<b>72.487</b>	<b>1.7</b>	<b>1.9</b>	<b>4.9</b>	<b>3.4</b>	<b>2.0</b>	<b>2.6</b>	<b>3.7</b>	<b>3.0</b>	<b>1.8</b>	<b>1.7</b>	<b>1.2</b>	<b>0.0</b>	<b>-0.6</b>
Manufacture of paints, varnishes and similar coatings, printing ink and mastics	10.065	5.8	5.8	6.8	6.8	6.8	6.8	7.3	1.5	1.5	1.1	0.5	0.5	-3.8
Manufacture of Soap, Detergents, cleaning and Polishing preparations	49.967	0.7	1.0	4.2	3.1	0.5	1.3	2.6	2.5	0.9	0.8	0.2	-1.3	-2.6
Manufacture of Other chemical Products n.e.c	12.456	4.9	4.9	8.4	2.5	7.9	8.0	7.9	7.9	7.9	7.9	7.9	7.9	13.2
<b>MANUFACTURE OF PHARMACEUTICALS, MEDICINAL CHEMICAL &amp; BOTANICAL PRODUCTS</b>	<b>23.736</b>	<b>5.1</b>	<b>5.0</b>	<b>10.3</b>	<b>12.0</b>	<b>11.6</b>	<b>14.2</b>	<b>12.3</b>	<b>11.6</b>	<b>8.9</b>	<b>7.7</b>	<b>3.3</b>	<b>3.9</b>	<b>3.8</b>
Manufacture of Pharmaceuticals, medicinal chemical and botanical products	23.736	5.1	5.0	10.3	12.0	11.6	14.2	12.3	11.6	8.9	7.7	3.3	3.9	3.8
<b>MANUFACTURE OF RUBBER &amp; PLASTIC PRODUCTS</b>	<b>26.455</b>	<b>1.2</b>	<b>1.2</b>	<b>2.0</b>	<b>3.9</b>	<b>3.9</b>	<b>3.4</b>	<b>4.2</b>	<b>4.3</b>	<b>5.1</b>	<b>3.9</b>	<b>3.3</b>	<b>3.3</b>	<b>1.6</b>
Manufacture of Plastic products	26.455	1.2	1.2	2.0	3.9	3.9	3.4	4.2	4.3	5.1	3.9	3.3	3.3	1.6
<b>MANUFACTURE OF OTHER NON-METALLIC MINERAL PRODUCTS</b>	<b>137.550</b>	<b>-1.4</b>	<b>0.4</b>	<b>-6.4</b>	<b>-6.2</b>	<b>-7.5</b>	<b>-8.3</b>	<b>-7.0</b>	<b>-7.1</b>	<b>-6.7</b>	<b>-4.3</b>	<b>-4.1</b>	<b>-4.6</b>	<b>-5.1</b>
Manufacture of Clay Building Materials	58.241	-0.6	1.7	1.7	1.3	1.3	1.0	3.2	3.2	3.2	10.8	11.5	11.5	11.5
Manufacture of Cement, Lime and Plaster	60.121	-0.4	1.7	-11.2	-13.6	-16.5	-18.0	-17.0	-17.2	-16.4	-17.2	-17.4	-17.9	-18.6
Manufacture of Articles of Concrete, cement and plaster	19.188	-6.1	-6.7	-6.7	3.6	3.5	3.5	3.2	3.0	3.1	2.3	2.1	1.1	0.7
<b>MANUFACTURE OF BASIC METALS</b>	<b>14.534</b>	<b>24.0</b>	<b>24.6</b>	<b>24.3</b>	<b>23.2</b>	<b>16.4</b>	<b>14.1</b>	<b>10.8</b>	<b>9.1</b>	<b>0.8</b>	<b>-2.7</b>	<b>0.9</b>	<b>-0.9</b>	<b>-2.1</b>
Manufacture of basic iron and steel	14.534	24.0	24.6	24.3	23.2	16.4	14.1	10.8	9.1	0.8	-2.7	0.9	-0.9	-2.1
<b>MANUFACTURE OF FABRICATED METAL PRODUCTS,EXCEPT MACHINERY AND EQUIPMENT</b>	<b>10.831</b>	<b>9.7</b>	<b>10.8</b>	<b>13.8</b>	<b>7.3</b>	<b>4.4</b>	<b>3.1</b>	<b>2.4</b>	<b>1.6</b>	<b>1.5</b>	<b>-2.2</b>	<b>-0.3</b>	<b>-1.3</b>	<b>2.1</b>
Manufacture of Other Fabricated Metals n.e.c	10.831	9.7	10.8	13.8	7.3	4.4	3.1	2.4	1.6	1.5	-2.2	-0.3	-1.3	2.1
<b>MANUFACTURE OF ELECTRICAL EQUIPMENT</b>	<b>15.239</b>	<b>4.6</b>	<b>4.6</b>	<b>4.9</b>	<b>6.9</b>	<b>8.6</b>	<b>12.5</b>	<b>12.4</b>	<b>8.2</b>	<b>8.2</b>	<b>8.1</b>	<b>4.7</b>	<b>4.7</b>	<b>3.9</b>
Manufacture of Batteries and Accumulators	4.384	9.0	9.0	9.0	9.0	13.1	13.1	13.1	13.1	13.1	13.1	3.8	3.8	3.8
Manufacture of other electronic and electric wires and cables	10.856	1.9	1.9	2.4	5.7	5.8	12.1	11.9	5.2	5.2	5.1	5.4	5.4	4.0
<b>MANUFACTURE OF FURNITURE</b>	<b>13.868</b>	<b>7.2</b>	<b>7.2</b>	<b>8.3</b>	<b>6.7</b>	<b>6.5</b>	<b>5.8</b>	<b>5.4</b>	<b>4.6</b>	<b>2.3</b>	<b>2.2</b>	<b>1.1</b>	<b>0.9</b>	<b>0.9</b>
Manufacture of Furniture	13.868	7.2	7.2	8.3	6.7	6.5	5.8	5.4	4.6	2.3	2.2	1.1	0.9	0.9
<b>PPI-UTILITIES</b>	<b>78.600</b>	<b>2.8</b>	<b>3.1</b>	<b>5.5</b>	<b>2.6</b>	<b>4.4</b>	<b>3.3</b>	<b>2.8</b>	<b>2.3</b>	<b>2.3</b>	<b>2.8</b>	<b>1.8</b>	<b>2.0</b>	<b>1.9</b>
Water collection, treatment and supply	18.284	-4.1	-4.1	-4.1	2.3	2.3	2.3	2.3	2.3	3.7	3.7	3.7	3.7	3.7
Electricity power generation, transmission and distribution	60.316	4.4	4.8	7.7	2.7	4.8	3.5	2.8	2.3	2.0	2.7	1.4	1.7	1.5



**Table1c: Monthly Changes in Producer Price Index-Manufacturing and Utilities (PPI-M&U), April 2018 to April 2019**

Base period: July 2009 to June 2010=100

Industry Group	Weight	Apr-18	May-18	Jun-18	Jul-18	Aug-18	Sep-18	Oct-18	Nov-18	Dec-18	Jan-19	Feb-19	Mar-19	Apr-19
<b>PPI-MANUFACTURING AND UTILITIES (PPI -M&amp;U)</b>	<b>1000.000</b>	<b>-0.2</b>	<b>-0.4</b>	<b>0.9</b>	<b>-1.1</b>	<b>-1.0</b>	<b>0.3</b>	<b>-1.2</b>	<b>-0.5</b>	<b>-0.7</b>	<b>-0.4</b>	<b>0.3</b>	<b>0.8</b>	<b>0.5</b>
<b>PPI-MANUFACTURING</b>	<b>921.400</b>	<b>-0.3</b>	<b>-0.5</b>	<b>0.8</b>	<b>-0.8</b>	<b>-1.2</b>	<b>0.3</b>	<b>-1.3</b>	<b>-0.5</b>	<b>-0.7</b>	<b>-0.5</b>	<b>0.5</b>	<b>0.8</b>	<b>0.5</b>
<b>PPI-UTILITIES</b>	<b>78.600</b>	<b>0.9</b>	<b>0.3</b>	<b>1.8</b>	<b>-3.4</b>	<b>1.9</b>	<b>0.5</b>	<b>0.1</b>	<b>-0.4</b>	<b>-0.2</b>	<b>0.8</b>	<b>-0.7</b>	<b>0.4</b>	<b>0.8</b>
<b>PPI-MANUFACTURING</b>	<b>921.400</b>	<b>-0.3</b>	<b>-0.5</b>	<b>0.8</b>	<b>-0.8</b>	<b>-1.2</b>	<b>0.3</b>	<b>-1.3</b>	<b>-0.5</b>	<b>-0.7</b>	<b>-0.5</b>	<b>0.5</b>	<b>0.8</b>	<b>0.5</b>
<b>MANUFACTURE OF FOOD PRODUCTS</b>	<b>364.960</b>	<b>-1.1</b>	<b>-1.0</b>	<b>1.6</b>	<b>-1.3</b>	<b>-2.2</b>	<b>0.3</b>	<b>-2.7</b>	<b>-0.6</b>	<b>-1.4</b>	<b>-1.1</b>	<b>0.8</b>	<b>0.5</b>	<b>1.0</b>
<b>MANUFACTURE OF BEVERAGES</b>	<b>77.507</b>	<b>0.3</b>	<b>0.2</b>	<b>1.0</b>	<b>-1.0</b>	<b>0.4</b>	<b>0.7</b>	<b>-0.2</b>	<b>-0.3</b>	<b>-0.2</b>	<b>-0.1</b>	<b>-0.3</b>	<b>0.2</b>	<b>1.2</b>
<b>MANUFACTURE OF TOBACCO PRODUCTS</b>	<b>25.344</b>	<b>0.7</b>	<b>0.6</b>	<b>2.2</b>	<b>-1.5</b>	<b>-0.6</b>	<b>1.4</b>	<b>-1.6</b>	<b>-0.7</b>	<b>-0.5</b>	<b>-0.2</b>	<b>-0.6</b>	<b>0.7</b>	<b>0.6</b>
<b>MANUFACTURE OF TEXTILES</b>	<b>19.225</b>	<b>0.0</b>	<b>0.0</b>	<b>2.3</b>	<b>0.0</b>	<b>1.2</b>	<b>0.0</b>	<b>0.0</b>	<b>2.7</b>	<b>0.0</b>	<b>0.0</b>	<b>0.0</b>	<b>0.0</b>	<b>0.0</b>
<b>MANUFACTURE OF WEARING APPAREL</b>	<b>55.243</b>	<b>0.0</b>	<b>0.0</b>	<b>0.6</b>	<b>0.3</b>	<b>0.3</b>	<b>0.0</b>	<b>0.3</b>	<b>0.0</b>	<b>0.0</b>	<b>0.0</b>	<b>0.0</b>	<b>2.0</b>	<b>1.3</b>
<b>MANUFACTURE OF LEATHER &amp; RELATED PRODUCTS</b>	<b>15.917</b>	<b>-2.8</b>	<b>-1.7</b>	<b>-5.1</b>	<b>-0.9</b>	<b>-7.3</b>	<b>-0.5</b>	<b>2.2</b>	<b>-4.2</b>	<b>-0.5</b>	<b>-6.0</b>	<b>3.1</b>	<b>14.4</b>	<b>-17.5</b>
<b>MANUFACTURE OF WOOD AND PRODUCTS OF WOOD, CORK, EXCEPT FURNITURE</b>	<b>7.316</b>	<b>1.3</b>	<b>0.1</b>	<b>1.4</b>	<b>-0.4</b>	<b>0.0</b>	<b>0.1</b>	<b>0.0</b>	<b>-0.1</b>	<b>0.0</b>	<b>0.0</b>	<b>0.0</b>	<b>0.1</b>	<b>0.5</b>
<b>MANUFACTURE OF PAPER &amp; PAPER PRODUCTS</b>	<b>15.858</b>	<b>1.3</b>	<b>0.4</b>	<b>4.6</b>	<b>-3.8</b>	<b>-0.5</b>	<b>0.1</b>	<b>2.4</b>	<b>-4.9</b>	<b>3.0</b>	<b>-0.2</b>	<b>-0.3</b>	<b>1.4</b>	<b>0.9</b>
<b>PRINTING AND REPRODUCTION OF RECORDED MEDIA</b>	<b>25.329</b>	<b>0.1</b>	<b>0.4</b>	<b>1.1</b>	<b>-2.6</b>	<b>0.5</b>	<b>0.0</b>	<b>0.0</b>	<b>0.2</b>	<b>0.0</b>	<b>0.0</b>	<b>2.2</b>	<b>0.0</b>	<b>0.0</b>
<b>MANUFACTURE OF CHEMICALS &amp; CHEMICAL PRODUCTS</b>	<b>72.487</b>	<b>1.6</b>	<b>0.2</b>	<b>0.5</b>	<b>-0.6</b>	<b>0.2</b>	<b>0.5</b>	<b>-0.3</b>	<b>-0.7</b>	<b>-1.0</b>	<b>-0.5</b>	<b>-0.2</b>	<b>0.2</b>	<b>0.9</b>
<b>MANUFACTURE OF PHARMACEUTICALS, MEDICINAL CHEMICAL &amp; BOTANICAL PRODUCTS</b>	<b>23.736</b>	<b>0.2</b>	<b>0.3</b>	<b>1.5</b>	<b>1.5</b>	<b>-0.1</b>	<b>2.1</b>	<b>-1.3</b>	<b>-0.6</b>	<b>-0.5</b>	<b>0.0</b>	<b>-0.1</b>	<b>0.8</b>	<b>0.1</b>
<b>MANUFACTURE OF RUBBER &amp; PLASTIC PRODUCTS</b>	<b>26.455</b>	<b>1.4</b>	<b>0.0</b>	<b>0.7</b>	<b>1.8</b>	<b>0.0</b>	<b>-0.3</b>	<b>-0.1</b>	<b>0.0</b>	<b>-0.1</b>	<b>0.0</b>	<b>-0.2</b>	<b>0.0</b>	<b>-0.3</b>
<b>MANUFACTURE OF OTHER NON-METALLIC MINERAL PRODUCTS</b>	<b>137.550</b>	<b>0.7</b>	<b>0.4</b>	<b>-7.4</b>	<b>-0.3</b>	<b>-1.4</b>	<b>-0.8</b>	<b>0.2</b>	<b>-0.1</b>	<b>0.3</b>	<b>3.2</b>	<b>1.0</b>	<b>0.1</b>	<b>0.1</b>
<b>MANUFACTURE OF BASIC METALS</b>	<b>14.534</b>	<b>1.2</b>	<b>-0.5</b>	<b>-0.3</b>	<b>-0.3</b>	<b>-1.0</b>	<b>0.8</b>	<b>0.0</b>	<b>-0.5</b>	<b>-0.9</b>	<b>0.2</b>	<b>0.0</b>	<b>0.2</b>	<b>0.0</b>
<b>MANUFACTURE OF FABRICATED METAL PRODUCTS,EXCEPT MACHINERY AND EQUIPMENT</b>	<b>10.831</b>	<b>-1.6</b>	<b>0.2</b>	<b>2.6</b>	<b>-1.5</b>	<b>-0.9</b>	<b>1.9</b>	<b>-0.3</b>	<b>-0.4</b>	<b>0.1</b>	<b>-1.9</b>	<b>0.3</b>	<b>0.2</b>	<b>1.8</b>
<b>MANUFACTURE OF ELECTRICAL EQUIPMENT</b>	<b>15.239</b>	<b>0.8</b>	<b>0.1</b>	<b>0.2</b>	<b>1.9</b>	<b>1.6</b>	<b>0.0</b>	<b>0.0</b>	<b>-0.1</b>	<b>-0.1</b>	<b>0.0</b>	<b>0.2</b>	<b>0.1</b>	<b>0.1</b>
<b>MANUFACTURE OF FURNITURE</b>	<b>13.868</b>	<b>0.8</b>	<b>0.0</b>	<b>1.1</b>	<b>-0.1</b>	<b>-0.3</b>	<b>-0.1</b>	<b>0.0</b>	<b>-0.1</b>	<b>-0.1</b>	<b>0.0</b>	<b>-0.2</b>	<b>0.0</b>	<b>0.8</b>
<b>MANUFACTURE OF FOOD PRODUCTS</b>	<b>364.960</b>	<b>-1.1</b>	<b>-1.0</b>	<b>1.6</b>	<b>-1.3</b>	<b>-2.2</b>	<b>0.3</b>	<b>-2.7</b>	<b>-0.6</b>	<b>-1.4</b>	<b>-1.1</b>	<b>0.8</b>	<b>0.5</b>	<b>1.0</b>
Processing and Preserving of meat	8.219	0.5	0.0	-0.2	-0.1	0.0	0.0	-0.5	-0.6	0.0	-0.3	0.7	0.0	0.0
Processing & Preserving of Fish, Crustaceans and Molluscs	19.899	-9.1	-6.6	0.0	-9.4	-22.3	12.0	-17.4	5.2	-4.4	3.2	12.5	-2.5	8.7
Manufacture of Vegetable and Animal Oils and Fats	79.421	0.8	0.3	0.3	0.0	-1.2	0.7	-1.1	0.1	-2.3	-0.8	-1.2	0.4	-0.3
Manufacture of Dairy Products	5.625	0.0	0.0	0.6	0.0	0.0	0.0	0.0	0.0	0.0	0.0	0.0	0.0	0.0
Manufacture of Grain Milling products	82.113	-0.4	0.5	3.7	-1.5	0.2	1.6	-0.8	0.2	-1.4	0.6	-1.9	0.1	0.9

Industry Group	Weight	Apr-18	May-18	Jun-18	Jul-18	Aug-18	Sep-18	Oct-18	Nov-18	Dec-18	Jan-19	Feb-19	Mar-19	Apr-19
Manufacture of Bakery products	25.197	0.0	0.0	0.1	0.0	0.1	0.0	0.0	0.4	0.0	0.0	0.0	0.0	-0.1
Manufacture of Sugar	56.645	2.5	2.5	11.0	1.7	4.4	-3.0	-6.2	-6.5	-1.2	-2.8	-0.9	0.5	0.2
Coffee Processing	46.351	4.2	-0.9	-1.6	0.3	-3.4	-2.7	1.3	1.0	-0.5	1.1	4.5	3.2	1.5
Tea Processing	28.588	-1.2	-3.6	-1.2	-4.1	-3.0	-3.0	0.0	-2.7	-0.9	-2.6	-2.3	1.4	-4.5
Manufacture of Prepared Animal Feeds	12.901	0.0	0.0	0.0	0.0	0.0	0.0	0.0	0.0	0.0	-9.6	0.0	0.0	0.0
<b>MANUFACTURE OF BEVERAGES</b>	<b>77.507</b>	<b>0.3</b>	<b>0.2</b>	<b>1.0</b>	<b>-1.0</b>	<b>0.4</b>	<b>0.7</b>	<b>-0.2</b>	<b>-0.3</b>	<b>-0.2</b>	<b>-0.1</b>	<b>-0.3</b>	<b>0.2</b>	<b>1.2</b>
Distilling, rectifying and blending of spirits	2.606	0.4	0.0	1.3	1.2	-0.2	0.9	-0.3	-0.5	0.0	-0.1	-0.8	0.0	-1.3
Manufacture of Malt Liquors and Malt	32.174	0.0	0.0	0.0	0.0	1.6	0.4	0.0	0.0	0.0	0.0	0.0	0.0	1.4
Manufacture of Soft Drinks, Production of Mineral waters and Other bottled waters	42.728	0.5	0.4	1.6	-1.8	-0.4	1.0	-0.4	-0.5	-0.3	-0.2	-0.4	0.4	1.2
<b>MANUFACTURE OF TOBACCO PRODUCTS</b>	<b>25.344</b>	<b>0.7</b>	<b>0.6</b>	<b>2.2</b>	<b>-1.5</b>	<b>-0.6</b>	<b>1.4</b>	<b>-1.6</b>	<b>-0.7</b>	<b>-0.5</b>	<b>-0.2</b>	<b>-0.6</b>	<b>0.7</b>	<b>0.6</b>
Manufacture of Tobacco Products	25.344	0.7	0.6	2.2	-1.5	-0.6	1.4	-1.6	-0.7	-0.5	-0.2	-0.6	0.7	0.6
<b>MANUFACTURE OF TEXTILES</b>	<b>19.225</b>	<b>0.0</b>	<b>0.0</b>	<b>2.3</b>	<b>0.0</b>	<b>1.2</b>	<b>0.0</b>	<b>0.0</b>	<b>2.7</b>	<b>0.0</b>	<b>0.0</b>	<b>0.0</b>	<b>0.0</b>	<b>0.0</b>
Manufacture of made-up textile articles, except apparel	19.225	0.0	0.0	2.3	0.0	1.2	0.0	0.0	2.7	0.0	0.0	0.0	0.0	0.0
<b>MANUFACTURE OF WEARING APPAREL</b>	<b>55.243</b>	<b>0.0</b>	<b>0.0</b>	<b>0.6</b>	<b>0.3</b>	<b>0.3</b>	<b>0.0</b>	<b>0.3</b>	<b>0.0</b>	<b>0.0</b>	<b>0.0</b>	<b>0.0</b>	<b>2.0</b>	<b>1.3</b>
Manufacture of wearing apparel, except fur apparel	55.243	0.0	0.0	0.6	0.3	0.3	0.0	0.3	0.0	0.0	0.0	0.0	2.0	1.3
<b>MANUFACTURE OF LEATHER &amp; RELATED PRODUCTS</b>	<b>15.917</b>	<b>-2.8</b>	<b>-1.7</b>	<b>-5.1</b>	<b>-0.9</b>	<b>-7.3</b>	<b>-0.5</b>	<b>2.2</b>	<b>-4.2</b>	<b>-0.5</b>	<b>-6.0</b>	<b>3.1</b>	<b>14.4</b>	<b>-17.5</b>
Tanning and dressing of leather; dressing and dyeing of fur	11.844	-3.2	-2.0	-5.9	-1.0	-9.0	-0.7	2.8	-5.4	-0.7	-7.9	4.3	18.5	-22.2
Manufacture of footwear	4.073	0.0	0.0	0.0	0.0	0.0	0.0	0.0	0.0	0.0	0.0	0.0	0.0	0.0
<b>MANUFACTURE OF WOOD AND PRODUCTS OF WOOD, CORK, EXCEPT FURNITURE</b>	<b>7.316</b>	<b>1.3</b>	<b>0.1</b>	<b>1.4</b>	<b>-0.4</b>	<b>0.0</b>	<b>0.1</b>	<b>0.0</b>	<b>-0.1</b>	<b>0.0</b>	<b>0.0</b>	<b>0.0</b>	<b>0.1</b>	<b>0.5</b>
Manufacture of Builders' Carpentry & Joinery	7.316	1.3	0.1	1.4	-0.4	0.0	0.1	0.0	-0.1	0.0	0.0	0.0	0.1	0.5
<b>MANUFACTURE OF PAPER &amp; PAPER PRODUCTS</b>	<b>15.858</b>	<b>1.3</b>	<b>0.4</b>	<b>4.6</b>	<b>-3.8</b>	<b>-0.5</b>	<b>0.1</b>	<b>2.4</b>	<b>-4.9</b>	<b>3.0</b>	<b>-0.2</b>	<b>-0.3</b>	<b>1.4</b>	<b>0.9</b>
Manufacture of pulp, paper and paperboard	9.068	1.3	0.5	5.5	-4.9	-0.5	0.0	2.8	-5.9	3.7	-0.3	-0.3	1.5	1.1
Manufacture of corrugated paper and paperboard and of containers of paper and paperboard	2.931	0.0	0.0	-0.5	1.1	-0.7	0.0	0.0	0.0	0.0	0.0	0.0	0.9	0.0
Manufacture of other articles of paper and paperboard	3.860	3.9	0.1	1.7	-0.5	-0.7	0.1	2.1	-0.1	0.1	0.0	0.0	0.1	0.1
<b>PRINTING AND REPRODUCTION OF RECORDED MEDIA</b>	<b>25.329</b>	<b>0.1</b>	<b>0.4</b>	<b>1.1</b>	<b>-2.6</b>	<b>0.5</b>	<b>0.0</b>	<b>0.0</b>	<b>0.2</b>	<b>0.0</b>	<b>0.0</b>	<b>2.2</b>	<b>0.0</b>	<b>0.0</b>
Printing	25.329	0.1	0.4	1.1	-2.6	0.5	0.0	0.0	0.2	0.0	0.0	2.2	0.0	0.0

Industry Group	Weight	Apr-18	May-18	Jun-18	Jul-18	Aug-18	Sep-18	Oct-18	Nov-18	Dec-18	Jan-19	Feb-19	Mar-19	Apr-19
<b>MANUFACTURE OF CHEMICALS &amp; CHEMICAL PRODUCTS</b>	<b>72.487</b>	<b>1.6</b>	<b>0.2</b>	<b>0.5</b>	<b>-0.6</b>	<b>0.2</b>	<b>0.5</b>	<b>-0.3</b>	<b>-0.7</b>	<b>-1.0</b>	<b>-0.5</b>	<b>-0.2</b>	<b>0.2</b>	<b>0.9</b>
Manufacture of paints, varnishes and similar coatings, printing ink and mastics	10.065	4.5	0.0	1.0	0.0	0.0	0.0	0.7	-5.4	0.0	0.0	0.0	0.0	0.0
Manufacture of Soap, Detergents, cleaning and Polishing preparations	49.967	1.2	0.2	0.5	-0.8	-0.6	0.6	-0.5	-0.1	-1.3	-0.6	-0.3	0.3	-0.1
Manufacture of Other chemical Products n.e.c	12.456	1.6	0.0	0.7	0.0	5.5	0.0	0.0	0.0	0.0	0.0	0.0	0.0	6.7
<b>MANUFACTURE OF PHARMACEUTICALS, MEDICINAL CHEMICAL &amp; BOTANICAL PRODUCTS</b>	<b>23.736</b>	<b>0.2</b>	<b>0.3</b>	<b>1.5</b>	<b>1.5</b>	<b>-0.1</b>	<b>2.1</b>	<b>-1.3</b>	<b>-0.6</b>	<b>-0.5</b>	<b>0.0</b>	<b>-0.1</b>	<b>0.8</b>	<b>0.1</b>
Manufacture of Pharmaceuticals, medicinal chemical and botanical products	23.736	0.2	0.3	1.5	1.5	-0.1	2.1	-1.3	-0.6	-0.5	0.0	-0.1	0.8	0.1
<b>MANUFACTURE OF RUBBER &amp; PLASTIC PRODUCTS</b>	<b>26.455</b>	<b>1.4</b>	<b>0.0</b>	<b>0.7</b>	<b>1.8</b>	<b>0.0</b>	<b>-0.3</b>	<b>-0.1</b>	<b>0.0</b>	<b>-0.1</b>	<b>0.0</b>	<b>-0.2</b>	<b>0.0</b>	<b>-0.3</b>
Manufacture of Plastic products	26.455	1.4	0.0	0.7	1.8	0.0	-0.3	-0.1	0.0	-0.1	0.0	-0.2	0.0	-0.3
<b>MANUFACTURE OF OTHER NON-METALLIC MINERAL PRODUCTS</b>	<b>137.550</b>	<b>0.7</b>	<b>0.4</b>	<b>-7.4</b>	<b>-0.3</b>	<b>-1.4</b>	<b>-0.8</b>	<b>0.2</b>	<b>-0.1</b>	<b>0.3</b>	<b>3.2</b>	<b>1.0</b>	<b>0.1</b>	<b>0.1</b>
Manufacture of Clay Building Materials	58.241	0.0	0.8	0.0	0.0	0.0	0.0	1.4	0.0	0.0	7.3	1.7	0.0	0.0
Manufacture of Cement, Lime and Plaster	60.121	1.1	0.4	-13.8	-1.8	-3.3	-1.9	-0.2	-0.3	0.7	-0.1	0.2	0.2	0.2
Manufacture of Articles of Concrete, cement and plaster	19.188	0.4	-0.6	0.0	2.8	0.0	0.0	-1.7	-0.2	0.0	0.0	0.4	0.0	0.0
<b>MANUFACTURE OF BASIC METALS</b>	<b>14.534</b>	<b>1.2</b>	<b>-0.5</b>	<b>-0.3</b>	<b>-0.3</b>	<b>-1.0</b>	<b>0.8</b>	<b>0.0</b>	<b>-0.5</b>	<b>-0.9</b>	<b>0.2</b>	<b>0.0</b>	<b>0.2</b>	<b>0.0</b>
Manufacture of basic iron and steel	14.534	1.2	-0.5	-0.3	-0.3	-1.0	0.8	0.0	-0.5	-0.9	0.2	0.0	0.2	0.0
<b>MANUFACTURE OF FABRICATED METAL PRODUCTS, EXCEPT MACHINERY AND EQUIPMENT</b>	<b>10.831</b>	<b>-1.6</b>	<b>0.2</b>	<b>2.6</b>	<b>-1.5</b>	<b>-0.9</b>	<b>1.9</b>	<b>-0.3</b>	<b>-0.4</b>	<b>0.1</b>	<b>-1.9</b>	<b>0.3</b>	<b>0.2</b>	<b>1.8</b>
Manufacture of Other Fabricated Metals n.e.c	10.831	-1.6	0.2	2.6	-1.5	-0.9	1.9	-0.3	-0.4	0.1	-1.9	0.3	0.2	1.8
<b>MANUFACTURE OF ELECTRICAL EQUIPMENT</b>	<b>15.239</b>	<b>0.8</b>	<b>0.1</b>	<b>0.2</b>	<b>1.9</b>	<b>1.6</b>	<b>0.0</b>	<b>0.0</b>	<b>-0.1</b>	<b>-0.1</b>	<b>0.0</b>	<b>0.2</b>	<b>0.1</b>	<b>0.1</b>
Manufacture of Batteries and Accumulators	4.384	0.0	0.0	0.0	0.0	3.8	0.0	0.0	0.0	0.0	0.0	0.0	0.0	0.0
Manufacture of other electronic and electric wires and cables	10.856	1.4	0.1	0.4	3.2	0.1	0.0	-0.1	-0.1	-0.1	0.0	0.3	0.1	0.1
<b>MANUFACTURE OF FURNITURE</b>	<b>13.868</b>	<b>0.8</b>	<b>0.0</b>	<b>1.1</b>	<b>-0.1</b>	<b>-0.3</b>	<b>-0.1</b>	<b>0.0</b>	<b>-0.1</b>	<b>-0.1</b>	<b>0.0</b>	<b>-0.2</b>	<b>0.0</b>	<b>0.8</b>
Manufacture of Furniture	13.868	0.8	0.0	1.1	-0.1	-0.3	-0.1	0.0	-0.1	-0.1	0.0	-0.2	0.0	0.8
<b>PPI-UTILITIES</b>	<b>78.600</b>	<b>0.9</b>	<b>0.3</b>	<b>1.8</b>	<b>-3.4</b>	<b>1.9</b>	<b>0.5</b>	<b>0.1</b>	<b>-0.4</b>	<b>-0.2</b>	<b>0.8</b>	<b>-0.7</b>	<b>0.4</b>	<b>0.8</b>
Water collection, treatment and supply	18.284	0.0	0.0	0.0	2.3	0.0	0.0	0.0	0.0	1.3	0.0	0.0	0.0	0.0
Electricity power generation, transmission and distribution	60.316	1.1	0.4	2.2	-4.5	2.4	0.6	0.2	-0.5	-0.5	0.9	-0.9	0.5	0.9

**Table2a: Monthly Producer Price Indices -Manufacturing (Local Market), April 2018 to April 2019**

Base period: July 2009 to June 2010=100

Industry Group	Weight	Apr-18	May-18	Jun-18	Jul-18	Aug-18	Sep-18	Oct-18	Nov-18	Dec-18	Jan-19	Feb-19	Mar-19	Apr-19
<b>PPI-M LOCAL</b>	<b>738.598</b>	<b>170.82</b>	<b>171.12</b>	<b>172.61</b>	<b>173.23</b>	<b>174.26</b>	<b>174.81</b>	<b>173.82</b>	<b>173.14</b>	<b>171.95</b>	<b>171.08</b>	<b>171.44</b>	<b>172.05</b>	<b>172.85</b>
<b>MANUFACTURE OF FOOD PRODUCTS</b>	<b>257.790</b>	<b>180.16</b>	<b>180.80</b>	<b>183.20</b>	<b>184.43</b>	<b>186.51</b>	<b>187.32</b>	<b>184.94</b>	<b>182.98</b>	<b>180.32</b>	<b>177.34</b>	<b>177.75</b>	<b>177.84</b>	<b>178.19</b>
MANUFACTURE OF BEVERAGES	71.418	153.80	153.80	154.00	153.06	154.32	154.69	154.94	154.90	154.90	154.90	154.83	154.83	156.83
MANUFACTURE OF TOBACCO PRODUCTS	10.587	131.81	132.16	133.49	132.56	132.19	133.03	132.76	132.32	132.01	131.87	131.52	131.92	132.28
MANUFACTURE OF TEXTILES	19.225	214.37	214.37	219.31	219.31	221.84	221.84	221.84	227.76	227.76	227.76	227.76	227.76	227.76
MANUFACTURE OF WEARING APPAREL	55.243	207.59	207.59	208.83	209.53	210.16	210.16	210.69	210.69	210.69	210.69	210.69	214.86	217.63
MANUFACTURE OF LEATHER & RELATED PRODUCTS	4.073	171.24	171.24	171.24	171.24	171.24	171.24	171.24	171.24	171.24	171.24	171.24	171.24	171.24
MANUFACTURE OF WOOD AND PRODUCTS OF WOOD, CORK, EXCEPT FURNITURE	7.316	155.90	156.12	158.38	157.79	157.71	157.89	157.83	157.74	157.67	157.64	157.57	157.65	158.50
MANUFACTURE OF PAPER & PAPER PRODUCTS	12.134	135.88	136.00	136.29	139.44	138.64	139.18	139.92	138.94	140.37	140.25	139.20	141.02	141.07
PRINTING AND REPRODUCTION OF RECORDED MEDIA	25.329	157.07	157.67	159.40	155.31	156.02	156.10	156.06	156.44	156.42	156.40	159.91	159.95	159.98
MANUFACTURE OF CHEMICALS & CHEMICAL PRODUCTS	64.540	163.49	163.49	163.06	162.91	163.81	163.81	163.53	162.65	161.11	160.26	160.26	160.26	161.78
MANUFACTURE OF PHARMACEUTICALS, MEDICINAL CHEMICAL & BOTANICAL PRODUCTS	20.817	183.63	183.94	185.81	190.36	190.57	194.76	192.00	191.08	190.30	190.49	190.60	192.10	192.03
MANUFACTURE OF RUBBER & PLASTIC PRODUCTS	22.947	148.16	148.16	149.63	153.30	153.30	152.59	152.47	152.53	152.36	152.32	151.85	151.95	151.42
MANUFACTURE OF OTHER NON-METALLIC MINERAL PRODUCTS	112.706	130.09	130.38	129.64	129.53	127.60	127.01	127.33	127.28	127.80	132.32	133.85	133.85	133.85
MANUFACTURE OF BASIC METALS	14.534	194.92	193.96	193.42	192.92	190.92	192.52	192.57	191.70	190.05	190.36	190.40	190.80	190.88
MANUFACTURE OF FABRICATED METAL PRODUCTS,EXCEPT MACHINERY AND EQUIPMENT	10.831	170.53	170.95	175.44	172.78	171.25	174.58	174.13	173.39	173.48	170.22	170.75	171.05	174.19
MANUFACTURE OF ELECTRICAL EQUIPMENT	15.239	163.03	163.12	163.49	166.62	169.27	169.27	169.19	169.06	168.98	168.94	169.24	169.35	169.46
MANUFACTURE OF FURNITURE	13.868	171.06	171.06	172.88	172.63	172.13	171.90	171.87	171.77	171.62	171.57	171.28	171.28	172.64
<b>MANUFACTURE OF FOOD PRODUCTS</b>	<b>257.790</b>	<b>180.16</b>	<b>180.80</b>	<b>183.20</b>	<b>184.43</b>	<b>186.51</b>	<b>187.32</b>	<b>184.94</b>	<b>182.98</b>	<b>180.32</b>	<b>177.34</b>	<b>177.75</b>	<b>177.84</b>	<b>178.19</b>
Processing and Preserving of meat	8.219	248.48	248.48	247.94	247.75	247.75	247.75	246.52	245.00	245.00	244.17	245.99	245.99	245.99
Manufacture of Vegetable and Animal Oils and Fats	57.955	196.23	196.23	197.94	200.65	197.74	197.74	194.82	194.92	188.25	185.94	183.18	183.33	181.24
Manufacture of Dairy Products	5.625	161.96	161.96	162.89	162.89	162.89	162.89	162.89	162.89	162.89	162.89	162.89	162.89	162.89
Manufacture of Grain Milling products	82.113	158.24	159.08	164.98	162.54	162.90	165.43	164.15	164.53	162.17	163.11	160.01	160.15	161.55
Manufacture of Bakery products	25.197	171.92	171.92	172.11	172.11	172.28	172.28	172.28	172.99	172.99	172.99	172.99	172.99	172.81
Manufacture of Sugar	41.587	134.89	140.28	145.01	155.85	176.69	178.41	169.28	152.62	149.84	147.02	145.42	145.39	144.43
Coffee Processing	12.539	196.79	196.79	196.79	196.79	196.79	196.79	196.79	196.79	196.79	196.79	226.79	226.79	234.98

Industry Group	Weight	Apr-18	May-18	Jun-18	Jul-18	Aug-18	Sep-18	Oct-18	Nov-18	Dec-18	Jan-19	Feb-19	Mar-19	Apr-19
Tea Processing	11.654	156.54	155.29	154.61	154.47	154.93	152.57	154.60	154.51	153.17	152.39	150.02	150.77	149.08
Manufacture of Prepared Animal Feeds	12.901	260.73	260.73	260.73	260.73	260.73	260.73	260.73	260.73	260.73	235.73	235.73	235.73	235.73
<b>MANUFACTURE OF BEVERAGES</b>	<b>71.418</b>	<b>153.80</b>	<b>153.80</b>	<b>154.00</b>	<b>153.06</b>	<b>154.32</b>	<b>154.69</b>	<b>154.94</b>	<b>154.90</b>	<b>154.90</b>	<b>154.90</b>	<b>154.83</b>	<b>154.83</b>	<b>156.83</b>
Distilling, rectifying and blending of spirits	2.606	173.02	173.02	175.20	177.33	177.05	178.63	178.08	177.27	177.27	177.12	175.62	175.62	173.29
Manufacture of Malt Liquors and Malt	32.174	159.58	159.58	159.58	159.58	162.14	162.74	162.74	162.74	162.74	162.74	162.74	162.74	164.95
Manufacture of Soft Drinks, Production of Mineral waters and Other bottled waters	36.638	146.67	146.67	146.88	144.64	144.64	144.64	145.26	145.26	145.26	145.26	145.26	145.26	147.48
<b>MANUFACTURE OF TOBACCO PRODUCTS</b>	<b>10.587</b>	<b>131.81</b>	<b>132.16</b>	<b>133.49</b>	<b>132.56</b>	<b>132.19</b>	<b>133.03</b>	<b>132.76</b>	<b>132.32</b>	<b>132.01</b>	<b>131.87</b>	<b>131.52</b>	<b>131.92</b>	<b>132.28</b>
Manufacture of Tobacco Products	10.587	131.81	132.16	133.49	132.56	132.19	133.03	132.76	132.32	132.01	131.87	131.52	131.92	132.28
<b>MANUFACTURE OF TEXTILES</b>	<b>19.225</b>	<b>214.37</b>	<b>214.37</b>	<b>219.31</b>	<b>219.31</b>	<b>221.84</b>	<b>221.84</b>	<b>221.84</b>	<b>227.76</b>	<b>227.76</b>	<b>227.76</b>	<b>227.76</b>	<b>227.76</b>	<b>227.76</b>
Manufacture of made-up textile articles, except apparel	19.225	214.37	214.37	219.31	219.31	221.84	221.84	221.84	227.76	227.76	227.76	227.76	227.76	227.76
<b>MANUFACTURE OF WEARING APPAREL</b>	<b>55.243</b>	<b>207.59</b>	<b>207.59</b>	<b>208.83</b>	<b>209.53</b>	<b>210.16</b>	<b>210.16</b>	<b>210.69</b>	<b>210.69</b>	<b>210.69</b>	<b>210.69</b>	<b>210.69</b>	<b>214.86</b>	<b>217.63</b>
Manufacture of wearing apparel, except fur apparel	55.243	207.59	207.59	208.83	209.53	210.16	210.16	210.69	210.69	210.69	210.69	210.69	214.86	217.63
<b>MANUFACTURE OF LEATHER &amp; RELATED PRODUCTS</b>	<b>4.073</b>	<b>171.24</b>	<b>171.24</b>	<b>171.24</b>	<b>171.24</b>	<b>171.24</b>	<b>171.24</b>	<b>171.24</b>	<b>171.24</b>	<b>171.24</b>	<b>171.24</b>	<b>171.24</b>	<b>171.24</b>	<b>171.24</b>
Manufacture of footwear	4.073	171.24	171.24	171.24	171.24	171.24	171.24	171.24	171.24	171.24	171.24	171.24	171.24	171.24
<b>MANUFACTURE OF WOOD AND PRODUCTS OF WOOD, CORK, EXCEPT FURNITURE</b>	<b>7.316</b>	<b>155.90</b>	<b>156.12</b>	<b>158.38</b>	<b>157.79</b>	<b>157.71</b>	<b>157.89</b>	<b>157.83</b>	<b>157.74</b>	<b>157.67</b>	<b>157.64</b>	<b>157.57</b>	<b>157.65</b>	<b>158.50</b>
Manufacture of Builders' Carpentry & Joinery	7.316	155.90	156.12	158.38	157.79	157.71	157.89	157.83	157.74	157.67	157.64	157.57	157.65	158.50
<b>MANUFACTURE OF PAPER &amp; PAPER PRODUCTS</b>	<b>12.134</b>	<b>135.88</b>	<b>136.00</b>	<b>136.29</b>	<b>139.44</b>	<b>138.64</b>	<b>139.18</b>	<b>139.92</b>	<b>138.94</b>	<b>140.37</b>	<b>140.25</b>	<b>139.20</b>	<b>141.02</b>	<b>141.07</b>
Manufacture of pulp, paper and paperboard	5.344	131.33	131.51	130.96	137.97	137.42	138.60	138.35	136.18	139.45	139.21	136.79	140.14	140.14
Manufacture of corrugated paper and paperboard and of containers of paper and paperboard	2.931	146.20	146.20	145.50	147.14	146.13	146.13	146.13	146.13	146.13	146.13	146.13	147.38	147.38
Manufacture of other articles of paper and paperboard	3.860	133.51	133.66	135.90	135.16	134.17	134.26	137.10	136.90	137.01	136.95	136.91	137.09	137.25
<b>PRINTING AND REPRODUCTION OF RECORDED MEDIA</b>	<b>25.329</b>	<b>157.07</b>	<b>157.67</b>	<b>159.40</b>	<b>155.31</b>	<b>156.02</b>	<b>156.10</b>	<b>156.06</b>	<b>156.44</b>	<b>156.42</b>	<b>156.40</b>	<b>159.91</b>	<b>159.95</b>	<b>159.98</b>
Printing	25.329	157.07	157.67	159.40	155.31	156.02	156.10	156.06	156.44	156.42	156.40	159.91	159.95	159.98

Industry Group	Weight	Apr-18	May-18	Jun-18	Jul-18	Aug-18	Sep-18	Oct-18	Nov-18	Dec-18	Jan-19	Feb-19	Mar-19	Apr-19
<b>MANUFACTURE OF CHEMICALS &amp; CHEMICAL PRODUCTS</b>	<b>64.540</b>	<b>163.49</b>	<b>163.49</b>	<b>163.06</b>	<b>162.91</b>	<b>163.81</b>	<b>163.81</b>	<b>163.53</b>	<b>162.65</b>	<b>161.11</b>	<b>160.26</b>	<b>160.26</b>	<b>160.26</b>	<b>161.78</b>
Manufacture of paints, varnishes and similar coatings, printing ink and mastics	10.065	159.07	159.07	160.63	160.63	160.63	160.63	161.69	153.03	153.03	153.03	153.03	153.03	153.03
Manufacture of Soap, Detergents, cleaning and Polishing preparations	42.019	168.02	168.02	166.81	166.59	165.79	165.79	165.13	165.69	163.41	162.13	162.13	162.13	161.18
Manufacture of Other chemical Products n.e.c	12.456	150.16	150.16	151.18	151.18	159.44	159.44	159.44	159.44	159.44	159.44	159.44	159.44	170.05
<b>MANUFACTURE OF PHARMACEUTICALS, MEDICINAL CHEMICAL &amp; BOTANICAL PRODUCTS</b>	<b>20.817</b>	<b>183.63</b>	<b>183.94</b>	<b>185.81</b>	<b>190.36</b>	<b>190.57</b>	<b>194.76</b>	<b>192.00</b>	<b>191.08</b>	<b>190.30</b>	<b>190.49</b>	<b>190.60</b>	<b>192.10</b>	<b>192.03</b>
Manufacture of Pharmaceuticals, medicinal chemical and botanical products	20.817	183.63	183.94	185.81	190.36	190.57	194.76	192.00	191.08	190.30	190.49	190.60	192.10	192.03
<b>MANUFACTURE OF RUBBER &amp; PLASTIC PRODUCTS</b>	<b>22.947</b>	<b>148.16</b>	<b>148.16</b>	<b>149.63</b>	<b>153.30</b>	<b>153.30</b>	<b>152.59</b>	<b>152.47</b>	<b>152.53</b>	<b>152.36</b>	<b>152.32</b>	<b>151.85</b>	<b>151.95</b>	<b>151.42</b>
Manufacture of Plastic products	22.947	148.16	148.16	149.63	153.30	153.30	152.59	152.47	152.53	152.36	152.32	151.85	151.95	151.42
<b>MANUFACTURE OF OTHER NON-METALLIC MINERAL PRODUCTS</b>	<b>112.706</b>	<b>130.09</b>	<b>130.38</b>	<b>129.64</b>	<b>129.53</b>	<b>127.60</b>	<b>127.01</b>	<b>127.33</b>	<b>127.28</b>	<b>127.80</b>	<b>132.32</b>	<b>133.85</b>	<b>133.85</b>	<b>133.85</b>
Manufacture of Clay Building Materials	58.241	120.74	121.71	121.71	121.71	121.71	121.71	123.37	123.37	123.37	132.40	134.68	134.68	134.68
Manufacture of Cement, Lime and Plaster	35.277	140.29	140.29	138.23	135.89	130.12	128.30	128.30	128.30	129.92	129.92	130.71	130.71	130.71
Manufacture of Articles of Concrete, cement and plaster	19.188	135.93	135.16	135.16	138.89	138.89	138.89	136.50	136.27	136.27	136.27	136.86	136.86	136.86
<b>MANUFACTURE OF BASIC METALS</b>	<b>14.534</b>	<b>194.92</b>	<b>193.96</b>	<b>193.42</b>	<b>192.92</b>	<b>190.92</b>	<b>192.52</b>	<b>192.57</b>	<b>191.70</b>	<b>190.05</b>	<b>190.36</b>	<b>190.40</b>	<b>190.80</b>	<b>190.88</b>
Manufacture of basic iron and steel	14.534	194.92	193.96	193.42	192.92	190.92	192.52	192.57	191.70	190.05	190.36	190.40	190.80	190.88
<b>MANUFACTURE OF FABRICATED METAL PRODUCTS, EXCEPT MACHINERY AND EQUIPMENT</b>	<b>10.831</b>	<b>170.53</b>	<b>170.95</b>	<b>175.44</b>	<b>172.78</b>	<b>171.25</b>	<b>174.58</b>	<b>174.13</b>	<b>173.39</b>	<b>173.48</b>	<b>170.22</b>	<b>170.75</b>	<b>171.05</b>	<b>174.19</b>
Manufacture of Other Fabricated Metals n.e.c	10.831	170.53	170.95	175.44	172.78	171.25	174.58	174.13	173.39	173.48	170.22	170.75	171.05	174.19
<b>MANUFACTURE OF ELECTRICAL EQUIPMENT</b>	<b>15.239</b>	<b>163.03</b>	<b>163.12</b>	<b>163.49</b>	<b>166.62</b>	<b>169.27</b>	<b>169.27</b>	<b>169.19</b>	<b>169.06</b>	<b>168.98</b>	<b>168.94</b>	<b>169.24</b>	<b>169.35</b>	<b>169.46</b>
Manufacture of batteries and accumulators	4.384	184.16	184.16	184.16	184.16	191.17	191.17	191.17	191.17	191.17	191.17	191.17	191.17	191.17
Manufacture of other electronic and electric wires and cables	10.856	152.74	152.89	153.47	158.39	158.60	158.60	158.48	158.28	158.15	158.08	158.56	158.74	158.91
<b>MANUFACTURE OF FURNITURE</b>	<b>13.868</b>	<b>171.06</b>	<b>171.06</b>	<b>172.88</b>	<b>172.63</b>	<b>172.13</b>	<b>171.90</b>	<b>171.87</b>	<b>171.77</b>	<b>171.62</b>	<b>171.57</b>	<b>171.28</b>	<b>171.28</b>	<b>172.64</b>
Manufacture of Furniture	13.868	171.06	171.06	172.88	172.63	172.13	171.90	171.87	171.77	171.62	171.57	171.28	171.28	172.64

**Table2b: Annual Changes in Producer Price Index -Manufacturing (Domestic Market), April 2018 to April 2019**

Base period: July 2009 to June 2010=100

Industry Group	Weight	Apr-18	May-18	Jun-18	Jul-18	Aug-18	Sep-18	Oct-18	Nov-18	Dec-18	Jan-19	Feb-19	Mar-19	Apr-19
<b>PPI-M LOCAL</b>	<b>738.598</b>	<b>-0.2</b>	<b>-0.8</b>	<b>1.0</b>	<b>-0.2</b>	<b>-0.2</b>	<b>0.0</b>	<b>0.6</b>	<b>0.5</b>	<b>0.6</b>	<b>0.9</b>	<b>1.0</b>	<b>1.2</b>	<b>1.2</b>
<b>MANUFACTURE OF FOOD PRODUCTS</b>	<b>257.790</b>	<b>-3.4</b>	<b>-4.9</b>	<b>-2.5</b>	<b>-4.0</b>	<b>-3.6</b>	<b>-3.4</b>	<b>-3.3</b>	<b>-3.4</b>	<b>-2.7</b>	<b>-2.4</b>	<b>-1.0</b>	<b>-0.8</b>	<b>-1.1</b>
MANUFACTURE OF BEVERAGES	71.418	-0.3	-0.3	-0.4	0.4	1.0	1.2	1.4	1.2	1.3	0.6	0.5	0.7	2.0
MANUFACTURE OF TOBACCO PRODUCTS	10.587	3.9	4.2	5.5	1.5	1.1	1.8	1.3	0.9	0.8	0.6	0.3	0.4	0.4
MANUFACTURE OF TEXTILES	19.225	-2.2	-2.2	0.0	1.5	2.7	2.7	6.8	9.6	9.6	9.6	6.2	6.2	6.2
MANUFACTURE OF WEARING APPAREL	55.243	3.1	3.1	3.7	1.5	1.8	1.6	2.9	2.9	2.9	3.0	1.8	3.5	4.8
MANUFACTURE OF LEATHER & RELATED PRODUCTS	4.073	1.9	0.7	0.7	3.4	3.4	5.0	3.4	3.4	3.4	0.0	0.0	0.0	0.0
MANUFACTURE OF WOOD AND PRODUCTS OF WOOD, CORK, EXCEPT FURNITURE	7.316	-2.3	-3.7	-2.2	-3.2	-3.3	-3.1	-3.4	-2.7	-0.9	1.6	2.6	2.4	1.7
MANUFACTURE OF PAPER & PAPER PRODUCTS	12.134	7.2	7.5	8.0	9.2	6.3	7.1	5.8	5.1	5.4	6.0	3.8	5.1	3.8
PRINTING AND REPRODUCTION OF RECORDED MEDIA	25.329	-0.2	-1.0	0.2	-2.0	-1.5	-1.3	-1.3	-0.8	-1.9	1.4	1.9	1.9	1.9
MANUFACTURE OF CHEMICALS & CHEMICAL PRODUCTS	64.540	3.1	3.1	6.0	2.0	0.6	0.7	2.6	2.0	0.6	1.6	1.1	-0.5	-1.0
MANUFACTURE OF PHARMACEUTICALS, MEDICINAL CHEMICAL & BOTANICAL PRODUCTS	20.817	5.9	5.7	11.4	14.3	14.1	16.8	14.9	14.3	10.8	9.4	3.9	4.6	4.6
MANUFACTURE OF RUBBER & PLASTIC PRODUCTS	22.947	0.2	0.2	1.2	3.8	3.8	3.1	4.2	4.3	5.4	5.4	4.5	4.5	2.2
MANUFACTURE OF OTHER NON-METALLIC MINERAL PRODUCTS	112.706	-2.7	-0.5	-0.5	0.3	-1.2	-1.8	0.6	0.6	1.0	3.9	4.1	3.4	2.9
MANUFACTURE OF BASIC METALS	14.534	24.0	24.6	24.3	23.2	16.4	14.1	10.8	9.1	0.8	-2.7	0.9	-0.9	-2.1
MANUFACTURE OF FABRICATED METAL PRODUCTS, EXCEPT MACHINERY AND EQUIPMENT	10.831	9.7	10.8	13.8	7.3	4.4	3.1	2.4	1.6	1.5	-2.2	-0.3	-1.3	2.1
MANUFACTURE OF ELECTRICAL EQUIPMENT	15.239	4.6	4.6	4.9	6.9	8.6	12.5	12.4	8.2	8.2	8.1	4.7	4.7	3.9
MANUFACTURE OF FURNITURE	13.868	7.2	7.2	8.3	6.7	6.5	5.8	5.4	4.6	2.3	2.2	1.1	0.9	0.9
<b>MANUFACTURE OF FOOD PRODUCTS</b>	<b>257.790</b>	<b>-3.4</b>	<b>-4.9</b>	<b>-2.5</b>	<b>-4.0</b>	<b>-3.6</b>	<b>-3.4</b>	<b>-3.3</b>	<b>-3.4</b>	<b>-2.7</b>	<b>-2.4</b>	<b>-1.0</b>	<b>-0.8</b>	<b>-1.1</b>
Processing and Preserving of meat	8.219	9.6	8.0	7.7	7.6	7.6	7.6	7.1	6.4	6.4	-1.2	-0.4	-0.5	-1.0
Manufacture of Vegetable and Animal Oils and Fats	57.955	-2.0	-4.2	-2.5	-4.1	-5.6	-5.6	-4.4	-4.4	-7.1	-4.4	-5.4	-5.9	-7.6
Manufacture of Dairy Products	5.625	15.1	14.4	15.1	2.1	2.1	0.6	0.6	0.6	0.6	0.6	0.6	0.6	0.6
Manufacture of Grain Milling products	82.113	-0.1	-3.1	-0.9	-7.5	-9.5	-8.2	-7.7	-7.1	-3.7	-1.4	0.5	0.8	2.1
Manufacture of Bakery products	25.197	6.3	6.3	6.4	4.9	3.9	2.8	2.8	3.1	2.8	1.7	0.6	0.6	0.5
Manufacture of Sugar	41.587	-23.7	-23.9	-21.4	-15.4	-3.7	-3.1	-6.2	-9.7	-4.0	4.0	7.7	13.8	7.1
Coffee Processing	12.539	2.3	2.3	2.3	-0.1	-0.1	-0.1	-0.1	-0.1	-0.1	0.0	15.2	15.2	19.4

Industry Group	Weight	Apr-18	May-18	Jun-18	Jul-18	Aug-18	Sep-18	Oct-18	Nov-18	Dec-18	Jan-19	Feb-19	Mar-19	Apr-19
Tea Processing	11.654	5.2	4.4	3.6	3.1	0.4	-2.1	-0.7	-0.9	-0.3	0.2	-4.2	-3.5	-4.8
Manufacture of Prepared Animal Feeds	12.901	-10.5	-9.8	-1.2	0.1	0.1	0.0	0.0	0.0	0.0	-9.6	-9.6	-9.6	-9.6
<b>MANUFACTURE OF BEVERAGES</b>	<b>71.418</b>	<b>-0.3</b>	<b>-0.3</b>	<b>-0.4</b>	<b>0.4</b>	<b>1.0</b>	<b>1.2</b>	<b>1.4</b>	<b>1.2</b>	<b>1.3</b>	<b>0.6</b>	<b>0.5</b>	<b>0.7</b>	<b>2.0</b>
Distilling, rectifying and blending of spirits	2.606	5.0	5.0	1.6	1.6	-1.1	-0.6	-0.7	-1.5	-0.1	0.7	-0.9	1.9	0.2
Manufacture of Malt Liquors and Malt	32.174	0.0	0.0	0.0	0.0	1.6	2.0	2.0	2.0	2.0	2.0	2.0	2.0	3.4
Manufacture of Soft Drinks, Production of Mineral waters and Other bottled waters	36.638	-1.1	-1.1	-1.0	0.7	0.7	0.5	0.9	0.6	0.6	-1.0	-1.0	-1.0	0.5
<b>MANUFACTURE OF TOBACCO PRODUCTS</b>	<b>10.587</b>	<b>3.9</b>	<b>4.2</b>	<b>5.5</b>	<b>1.5</b>	<b>1.1</b>	<b>1.8</b>	<b>1.3</b>	<b>0.9</b>	<b>0.8</b>	<b>0.6</b>	<b>0.3</b>	<b>0.4</b>	<b>0.4</b>
Manufacture of Tobacco Products	10.587	3.9	4.2	5.5	1.5	1.1	1.8	1.3	0.9	0.8	0.6	0.3	0.4	0.4
<b>MANUFACTURE OF TEXTILES</b>	<b>19.225</b>	<b>-2.2</b>	<b>-2.2</b>	<b>0.0</b>	<b>1.5</b>	<b>2.7</b>	<b>2.7</b>	<b>6.8</b>	<b>9.6</b>	<b>9.6</b>	<b>9.6</b>	<b>6.2</b>	<b>6.2</b>	<b>6.2</b>
Manufacture of made-up textile articles, except apparel	19.225	-2.2	-2.2	0.0	1.5	2.7	2.7	6.8	9.6	9.6	9.6	6.2	6.2	6.2
<b>MANUFACTURE OF WEARING APPAREL</b>	<b>55.243</b>	<b>3.1</b>	<b>3.1</b>	<b>3.7</b>	<b>1.5</b>	<b>1.8</b>	<b>1.6</b>	<b>2.9</b>	<b>2.9</b>	<b>2.9</b>	<b>3.0</b>	<b>1.8</b>	<b>3.5</b>	<b>4.8</b>
Manufacture of wearing apparel, except fur apparel	55.243	3.1	3.1	3.7	1.5	1.8	1.6	2.9	2.9	2.9	3.0	1.8	3.5	4.8
<b>MANUFACTURE OF LEATHER &amp; RELATED PRODUCTS</b>	<b>4.073</b>	<b>1.9</b>	<b>0.7</b>	<b>0.7</b>	<b>3.4</b>	<b>3.4</b>	<b>5.0</b>	<b>3.4</b>	<b>3.4</b>	<b>3.4</b>	<b>0.0</b>	<b>0.0</b>	<b>0.0</b>	<b>0.0</b>
Manufacture of footwear	4.073	1.9	0.7	0.7	3.4	3.4	5.0	3.4	3.4	3.4	0.0	0.0	0.0	0.0
<b>MANUFACTURE OF WOOD AND PRODUCTS OF WOOD, CORK, EXCEPT FURNITURE</b>	<b>7.316</b>	<b>-2.3</b>	<b>-3.7</b>	<b>-2.2</b>	<b>-3.2</b>	<b>-3.3</b>	<b>-3.1</b>	<b>-3.4</b>	<b>-2.7</b>	<b>-0.9</b>	<b>1.6</b>	<b>2.6</b>	<b>2.4</b>	<b>1.7</b>
Manufacture of Builders' Carpentry & Joinery	7.316	-2.3	-3.7	-2.2	-3.2	-3.3	-3.1	-3.4	-2.7	-0.9	1.6	2.6	2.4	1.7
<b>MANUFACTURE OF PAPER &amp; PAPER PRODUCTS</b>	<b>12.134</b>	<b>7.2</b>	<b>7.5</b>	<b>8.0</b>	<b>9.2</b>	<b>6.3</b>	<b>7.1</b>	<b>5.8</b>	<b>5.1</b>	<b>5.4</b>	<b>6.0</b>	<b>3.8</b>	<b>5.1</b>	<b>3.8</b>
Manufacture of pulp, paper and paperboard	5.344	5.4	4.8	4.4	8.6	8.2	10.1	9.8	8.3	9.0	9.4	4.6	7.1	6.7
Manufacture of corrugated paper and paperboard and of containers of paper and paperboard	2.931	16.4	16.4	15.8	14.2	4.8	4.8	-1.0	-1.0	-1.0	0.9	0.0	0.8	0.8
Manufacture of other articles of paper and paperboard	3.860	2.3	3.9	6.6	5.8	5.0	5.1	7.8	7.6	7.1	6.7	6.6	6.7	2.8
<b>PRINTING AND REPRODUCTION OF RECORDED MEDIA</b>	<b>25.329</b>	<b>-0.2</b>	<b>-1.0</b>	<b>0.2</b>	<b>-2.0</b>	<b>-1.5</b>	<b>-1.3</b>	<b>-1.3</b>	<b>-0.8</b>	<b>-1.9</b>	<b>1.4</b>	<b>1.9</b>	<b>1.9</b>	<b>1.9</b>
Printing	25.329	-0.2	-1.0	0.2	-2.0	-1.5	-1.3	-1.3	-0.8	-1.9	1.4	1.9	1.9	1.9



Industry Group	Weight	Apr-18	May-18	Jun-18	Jul-18	Aug-18	Sep-18	Oct-18	Nov-18	Dec-18	Jan-19	Feb-19	Mar-19	Apr-19
<b>MANUFACTURE OF CHEMICALS &amp; CHEMICAL PRODUCTS</b>	<b>64.540</b>	<b>3.1</b>	<b>3.1</b>	<b>6.0</b>	<b>2.0</b>	<b>0.6</b>	<b>0.7</b>	<b>2.6</b>	<b>2.0</b>	<b>0.6</b>	<b>1.6</b>	<b>1.1</b>	<b>-0.5</b>	<b>-1.0</b>
Manufacture of paints, varnishes and similar coatings, printing ink and mastics	10.065	5.8	5.8	6.8	6.8	6.8	6.8	7.3	1.5	1.5	1.1	0.5	0.5	-3.8
Manufacture of Soap, Detergents, cleaning and Polishing preparations	42.019	2.2	2.2	5.4	1.0	-2.2	-2.0	0.4	0.7	-1.2	0.2	-0.4	-2.7	-4.1
Manufacture of Other chemical Products n.e.c	12.456	4.9	4.9	8.4	2.5	7.9	8.0	7.9	7.9	7.9	7.9	7.9	7.9	13.2
<b>MANUFACTURE OF PHARMACEUTICALS, MEDICINAL CHEMICAL &amp; BOTANICAL PRODUCTS</b>	<b>20.817</b>	<b>5.9</b>	<b>5.7</b>	<b>11.4</b>	<b>14.3</b>	<b>14.1</b>	<b>16.8</b>	<b>14.9</b>	<b>14.3</b>	<b>10.8</b>	<b>9.4</b>	<b>3.9</b>	<b>4.6</b>	<b>4.6</b>
Manufacture of Pharmaceuticals, medicinal chemical and botanical products	20.817	5.9	5.7	11.4	14.3	14.1	16.8	14.9	14.3	10.8	9.4	3.9	4.6	4.6
<b>MANUFACTURE OF RUBBER &amp; PLASTIC PRODUCTS</b>	<b>22.947</b>	<b>0.2</b>	<b>0.2</b>	<b>1.2</b>	<b>3.8</b>	<b>3.8</b>	<b>3.1</b>	<b>4.2</b>	<b>4.3</b>	<b>5.4</b>	<b>5.4</b>	<b>4.5</b>	<b>4.5</b>	<b>2.2</b>
Manufacture of Plastic products	22.947	0.2	0.2	1.2	3.8	3.8	3.1	4.2	4.3	5.4	5.4	4.5	4.5	2.2
<b>MANUFACTURE OF OTHER NON-METALLIC MINERAL PRODUCTS</b>	<b>112.706</b>	<b>-2.7</b>	<b>-0.5</b>	<b>-0.5</b>	<b>0.3</b>	<b>-1.2</b>	<b>-1.8</b>	<b>0.6</b>	<b>0.6</b>	<b>1.0</b>	<b>3.9</b>	<b>4.1</b>	<b>3.4</b>	<b>2.9</b>
Manufacture of Clay Building Materials	58.241	-0.6	1.7	1.7	1.3	1.3	1.0	3.2	3.2	3.2	10.8	11.5	11.5	11.5
Manufacture of Cement, Lime and Plaster	35.277	-2.9	0.5	0.8	-2.5	-6.6	-7.9	-4.1	-4.1	-2.9	-4.2	-4.7	-5.8	-6.8
Manufacture of Articles of Concrete, cement and plaster	19.188	-6.1	-6.7	-6.7	3.6	3.5	3.5	3.2	3.0	3.1	2.3	2.1	1.1	0.7
<b>MANUFACTURE OF BASIC METALS</b>	<b>14.534</b>	<b>24.0</b>	<b>24.6</b>	<b>24.3</b>	<b>23.2</b>	<b>16.4</b>	<b>14.1</b>	<b>10.8</b>	<b>9.1</b>	<b>0.8</b>	<b>-2.7</b>	<b>0.9</b>	<b>-0.9</b>	<b>-2.1</b>
Manufacture of basic iron and steel	14.534	24.0	24.6	24.3	23.2	16.4	14.1	10.8	9.1	0.8	-2.7	0.9	-0.9	-2.1
<b>MANUFACTURE OF FABRICATED METAL PRODUCTS, EXCEPT MACHINERY AND EQUIPMENT</b>	<b>10.831</b>	<b>9.7</b>	<b>10.8</b>	<b>13.8</b>	<b>7.3</b>	<b>4.4</b>	<b>3.1</b>	<b>2.4</b>	<b>1.6</b>	<b>1.5</b>	<b>-2.2</b>	<b>-0.3</b>	<b>-1.3</b>	<b>2.1</b>
Manufacture of Other Fabricated Metals n.e.c	10.831	9.7	10.8	13.8	7.3	4.4	3.1	2.4	1.6	1.5	-2.2	-0.3	-1.3	2.1
<b>MANUFACTURE OF ELECTRICAL EQUIPMENT</b>	<b>15.239</b>	<b>4.6</b>	<b>4.6</b>	<b>4.9</b>	<b>6.9</b>	<b>8.6</b>	<b>12.5</b>	<b>12.4</b>	<b>8.2</b>	<b>8.2</b>	<b>8.1</b>	<b>4.7</b>	<b>4.7</b>	<b>3.9</b>
Manufacture of batteries and accumulators	4.384	9.0	9.0	9.0	9.0	13.1	13.1	13.1	13.1	13.1	13.1	3.8	3.8	3.8
Manufacture of other electronic and electric wires and cables	10.856	1.9	1.9	2.4	5.7	5.8	12.1	11.9	5.2	5.2	5.1	5.4	5.4	4.0
<b>MANUFACTURE OF FURNITURE</b>	<b>13.868</b>	<b>7.2</b>	<b>7.2</b>	<b>8.3</b>	<b>6.7</b>	<b>6.5</b>	<b>5.8</b>	<b>5.4</b>	<b>4.6</b>	<b>2.3</b>	<b>2.2</b>	<b>1.1</b>	<b>0.9</b>	<b>0.9</b>
Manufacture of Furniture	13.868	7.2	7.2	8.3	6.7	6.5	5.8	5.4	4.6	2.3	2.2	1.1	0.9	0.9

**Table2c: Monthly Changes in Producer Price Indices- Manufacturing (Domestic Market), April 2018 to April 2019**

Base period: July 2009 to June 2010=100

Industry Group	Weight	Apr-18	May-18	Jun-18	Jul-18	Aug-18	Sep-18	Oct-18	Nov-18	Dec-18	Jan-19	Feb-19	Mar-19	Apr-19
<b>PPI-M LOCAL</b>	<b>738.598</b>	<b>0.4</b>	<b>0.2</b>	<b>0.9</b>	<b>0.4</b>	<b>0.6</b>	<b>0.3</b>	<b>-0.6</b>	<b>-0.4</b>	<b>-0.7</b>	<b>-0.5</b>	<b>0.2</b>	<b>0.4</b>	<b>0.5</b>
<b>MANUFACTURE OF FOOD PRODUCTS</b>	<b>257.790</b>	<b>0.5</b>	<b>0.4</b>	<b>1.3</b>	<b>0.7</b>	<b>1.1</b>	<b>0.4</b>	<b>-1.3</b>	<b>-1.1</b>	<b>-1.5</b>	<b>-1.7</b>	<b>0.2</b>	<b>0.1</b>	<b>0.2</b>
MANUFACTURE OF BEVERAGES	71.418	0.0	0.0	0.1	-0.6	0.8	0.2	0.2	0.0	0.0	0.0	0.0	0.0	1.3
MANUFACTURE OF TOBACCO PRODUCTS	10.587	0.3	0.3	1.0	-0.7	-0.3	0.6	-0.2	-0.3	-0.2	-0.1	-0.3	0.3	0.3
MANUFACTURE OF TEXTILES	19.225	0.0	0.0	2.3	0.0	1.2	0.0	0.0	2.7	0.0	0.0	0.0	0.0	0.0
MANUFACTURE OF WEARING APPAREL	55.243	0.0	0.0	0.6	0.3	0.3	0.0	0.3	0.0	0.0	0.0	0.0	2.0	1.3
MANUFACTURE OF LEATHER & RELATED PRODUCTS	4.073	0.0	0.0	0.0	0.0	0.0	0.0	0.0	0.0	0.0	0.0	0.0	0.0	0.0
MANUFACTURE OF WOOD AND PRODUCTS OF WOOD, CORK, EXCEPT FURNITURE	7.316	1.3	0.1	1.4	-0.4	0.0	0.1	0.0	-0.1	0.0	0.0	0.0	0.1	0.5
MANUFACTURE OF PAPER & PAPER PRODUCTS	12.134	1.3	0.1	0.2	2.3	-0.6	0.4	0.5	-0.7	1.0	-0.1	-0.8	1.3	0.0
PRINTING AND REPRODUCTION OF RECORDED MEDIA	25.329	0.1	0.4	1.1	-2.6	0.5	0.0	0.0	0.2	0.0	0.0	2.2	0.0	0.0
MANUFACTURE OF CHEMICALS & CHEMICAL PRODUCTS	64.540	1.5	0.0	-0.3	-0.1	0.6	0.0	-0.2	-0.5	-0.9	-0.5	0.0	0.0	1.0
MANUFACTURE OF PHARMACEUTICALS, MEDICINAL CHEMICAL & BOTANICAL PRODUCTS	20.817	-0.1	0.2	1.0	2.4	0.1	2.2	-1.4	-0.5	-0.4	0.1	0.1	0.8	0.0
MANUFACTURE OF RUBBER & PLASTIC PRODUCTS	22.947	1.9	0.0	1.0	2.5	0.0	-0.5	-0.1	0.0	-0.1	0.0	-0.3	0.1	-0.3
MANUFACTURE OF OTHER NON-METALLIC MINERAL PRODUCTS	112.706	0.5	0.2	-0.6	-0.1	-1.5	-0.5	0.3	0.0	0.4	3.5	1.2	0.0	0.0
MANUFACTURE OF BASIC METALS	14.534	1.2	-0.5	-0.3	-0.3	-1.0	0.8	0.0	-0.5	-0.9	0.2	0.0	0.2	0.0
MANUFACTURE OF FABRICATED METAL PRODUCTS, EXCEPT MACHINERY AND EQUIPMENT	10.831	-1.6	0.2	2.6	-1.5	-0.9	1.9	-0.3	-0.4	0.1	-1.9	0.3	0.2	1.8
MANUFACTURE OF ELECTRICAL EQUIPMENT	15.239	0.8	0.1	0.2	1.9	1.6	0.0	0.0	-0.1	-0.1	0.0	0.2	0.1	0.1
MANUFACTURE OF FURNITURE	13.868	0.8	0.0	1.1	-0.1	-0.3	-0.1	0.0	-0.1	-0.1	0.0	-0.2	0.0	0.8
<b>MANUFACTURE OF FOOD PRODUCTS</b>	<b>257.790</b>	<b>0.5</b>	<b>0.4</b>	<b>1.3</b>	<b>0.7</b>	<b>1.1</b>	<b>0.4</b>	<b>-1.3</b>	<b>-1.1</b>	<b>-1.5</b>	<b>-1.7</b>	<b>0.2</b>	<b>0.1</b>	<b>0.2</b>
Processing and Preserving of meat	8.219	0.5	0.0	-0.2	-0.1	0.0	0.0	-0.5	-0.6	0.0	-0.3	0.7	0.0	0.0
Manufacture of Vegetable and Animal Oils and Fats	57.955	0.7	0.0	0.9	1.4	-1.5	0.0	-1.5	0.1	-3.4	-1.2	-1.5	0.1	-1.1
Manufacture of Dairy Products	5.625	0.0	0.0	0.6	0.0	0.0	0.0	0.0	0.0	0.0	0.0	0.0	0.0	0.0
Manufacture of Grain Milling products	82.113	-0.4	0.5	3.7	-1.5	0.2	1.6	-0.8	0.2	-1.4	0.6	-1.9	0.1	0.9
Manufacture of Bakery products	25.197	0.0	0.0	0.1	0.0	0.1	0.0	0.0	0.4	0.0	0.0	0.0	0.0	-0.1

Industry Group	Weight	Apr-18	May-18	Jun-18	Jul-18	Aug-18	Sep-18	Oct-18	Nov-18	Dec-18	Jan-19	Feb-19	Mar-19	Apr-19
Manufacture of Sugar	41.587	5.6	4.0	3.4	7.5	13.4	1.0	-5.1	-9.8	-1.8	-1.9	-1.1	0.0	-0.7
Coffee Processing	12.539	0.0	0.0	0.0	0.0	0.0	0.0	0.0	0.0	0.0	0.0	15.2	0.0	3.6
Tea Processing	11.654	0.2	-0.8	-0.4	-0.1	0.3	-1.5	1.3	-0.1	-0.9	-0.5	-1.6	0.5	-1.1
Manufacture of Prepared Animal Feeds	12.901	0.0	0.0	0.0	0.0	0.0	0.0	0.0	0.0	0.0	-9.6	0.0	0.0	0.0
<b>MANUFACTURE OF BEVERAGES</b>	<b>71.418</b>	<b>0.0</b>	<b>0.0</b>	<b>0.1</b>	<b>-0.6</b>	<b>0.8</b>	<b>0.2</b>	<b>0.2</b>	<b>0.0</b>	<b>0.0</b>	<b>0.0</b>	<b>0.0</b>	<b>0.0</b>	<b>1.3</b>
Distilling, rectifying and blending of spirits	2.606	0.4	0.0	1.3	1.2	-0.2	0.9	-0.3	-0.5	0.0	-0.1	-0.8	0.0	-1.3
Manufacture of Malt Liquors and Malt	32.174	0.0	0.0	0.0	0.0	1.6	0.4	0.0	0.0	0.0	0.0	0.0	0.0	1.4
Manufacture of Soft Drinks, Production of Mineral waters and Other bottled waters	36.638	0.0	0.0	0.1	-1.5	0.0	0.0	0.4	0.0	0.0	0.0	0.0	0.0	1.5
<b>MANUFACTURE OF TOBACCO PRODUCTS</b>	<b>10.587</b>	<b>0.3</b>	<b>0.3</b>	<b>1.0</b>	<b>-0.7</b>	<b>-0.3</b>	<b>0.6</b>	<b>-0.2</b>	<b>-0.3</b>	<b>-0.2</b>	<b>-0.1</b>	<b>-0.3</b>	<b>0.3</b>	<b>0.3</b>
Manufacture of Tobacco Products	10.587	0.3	0.3	1.0	-0.7	-0.3	0.6	-0.2	-0.3	-0.2	-0.1	-0.3	0.3	0.3
<b>MANUFACTURE OF TEXTILES</b>	<b>19.225</b>	<b>0.0</b>	<b>0.0</b>	<b>2.3</b>	<b>0.0</b>	<b>1.2</b>	<b>0.0</b>	<b>0.0</b>	<b>2.7</b>	<b>0.0</b>	<b>0.0</b>	<b>0.0</b>	<b>0.0</b>	<b>0.0</b>
Manufacture of made-up textile articles, except apparel	19.225	0.0	0.0	2.3	0.0	1.2	0.0	0.0	2.7	0.0	0.0	0.0	0.0	0.0
<b>MANUFACTURE OF WEARING APPAREL</b>	<b>55.243</b>	<b>0.0</b>	<b>0.0</b>	<b>0.6</b>	<b>0.3</b>	<b>0.3</b>	<b>0.0</b>	<b>0.3</b>	<b>0.0</b>	<b>0.0</b>	<b>0.0</b>	<b>0.0</b>	<b>2.0</b>	<b>1.3</b>
Manufacture of wearing apparel, except fur apparel	55.243	0.0	0.0	0.6	0.3	0.3	0.0	0.3	0.0	0.0	0.0	0.0	2.0	1.3
<b>MANUFACTURE OF LEATHER &amp; RELATED PRODUCTS</b>	<b>4.073</b>	<b>0.0</b>	<b>0.0</b>	<b>0.0</b>	<b>0.0</b>	<b>0.0</b>	<b>0.0</b>	<b>0.0</b>	<b>0.0</b>	<b>0.0</b>	<b>0.0</b>	<b>0.0</b>	<b>0.0</b>	<b>0.0</b>
Manufacture of footwear	4.073	0.0	0.0	0.0	0.0	0.0	0.0	0.0	0.0	0.0	0.0	0.0	0.0	0.0
<b>MANUFACTURE OF WOOD AND PRODUCTS OF WOOD, CORK, EXCEPT FURNITURE</b>	<b>7.316</b>	<b>1.3</b>	<b>0.1</b>	<b>1.4</b>	<b>-0.4</b>	<b>0.0</b>	<b>0.1</b>	<b>0.0</b>	<b>-0.1</b>	<b>0.0</b>	<b>0.0</b>	<b>0.0</b>	<b>0.1</b>	<b>0.5</b>
Manufacture of Builders' Carpentry & Joinery	7.316	1.3	0.1	1.4	-0.4	0.0	0.1	0.0	-0.1	0.0	0.0	0.0	0.1	0.5
<b>MANUFACTURE OF PAPER &amp; PAPER PRODUCTS</b>	<b>12.134</b>	<b>1.3</b>	<b>0.1</b>	<b>0.2</b>	<b>2.3</b>	<b>-0.6</b>	<b>0.4</b>	<b>0.5</b>	<b>-0.7</b>	<b>1.0</b>	<b>-0.1</b>	<b>-0.8</b>	<b>1.3</b>	<b>0.0</b>
Manufacture of pulp, paper and paperboard	5.344	0.4	0.1	-0.4	5.4	-0.4	0.9	-0.2	-1.6	2.4	-0.2	-1.7	2.4	0.0
Manufacture of corrugated paper and paperboard and of containers of paper and paperboard	2.931	0.0	0.0	-0.5	1.1	-0.7	0.0	0.0	0.0	0.0	0.0	0.0	0.9	0.0
Manufacture of other articles of paper and paperboard	3.860	3.9	0.1	1.7	-0.5	-0.7	0.1	2.1	-0.1	0.1	0.0	0.0	0.1	0.1
<b>PRINTING AND REPRODUCTION OF RECORDED MEDIA</b>	<b>25.329</b>	<b>0.1</b>	<b>0.4</b>	<b>1.1</b>	<b>-2.6</b>	<b>0.5</b>	<b>0.0</b>	<b>0.0</b>	<b>0.2</b>	<b>0.0</b>	<b>0.0</b>	<b>2.2</b>	<b>0.0</b>	<b>0.0</b>
Printing	25.329	0.1	0.4	1.1	-2.6	0.5	0.0	0.0	0.2	0.0	0.0	2.2	0.0	0.0

Industry Group	Weight	Apr-18	May-18	Jun-18	Jul-18	Aug-18	Sep-18	Oct-18	Nov-18	Dec-18	Jan-19	Feb-19	Mar-19	Apr-19
<b>MANUFACTURE OF CHEMICALS &amp; CHEMICAL PRODUCTS</b>	<b>64.540</b>	<b>1.5</b>	<b>0.0</b>	<b>-0.3</b>	<b>-0.1</b>	<b>0.6</b>	<b>0.0</b>	<b>-0.2</b>	<b>-0.5</b>	<b>-0.9</b>	<b>-0.5</b>	<b>0.0</b>	<b>0.0</b>	<b>1.0</b>
Manufacture of paints, varnishes and similar coatings, printing ink and mastics	10.065	4.5	0.0	1.0	0.0	0.0	0.0	0.7	-5.4	0.0	0.0	0.0	0.0	0.0
Manufacture of Soap, Detergents, cleaning and Polishing preparations	42.019	0.9	0.0	-0.7	-0.1	-0.5	0.0	-0.4	0.3	-1.4	-0.8	0.0	0.0	-0.6
Manufacture of Other chemical Products n.e.c	12.456	1.6	0.0	0.7	0.0	5.5	0.0	0.0	0.0	0.0	0.0	0.0	0.0	6.7
<b>MANUFACTURE OF PHARMACEUTICALS, MEDICINAL CHEMICAL &amp; BOTANICAL PRODUCTS</b>	<b>20.817</b>	<b>-0.1</b>	<b>0.2</b>	<b>1.0</b>	<b>2.4</b>	<b>0.1</b>	<b>2.2</b>	<b>-1.4</b>	<b>-0.5</b>	<b>-0.4</b>	<b>0.1</b>	<b>0.1</b>	<b>0.8</b>	<b>0.0</b>
Manufacture of Pharmaceuticals, medicinal chemical and botanical products	20.817	-0.1	0.2	1.0	2.4	0.1	2.2	-1.4	-0.5	-0.4	0.1	0.1	0.8	0.0
<b>MANUFACTURE OF RUBBER &amp; PLASTIC PRODUCTS</b>	<b>22.947</b>	<b>1.9</b>	<b>0.0</b>	<b>1.0</b>	<b>2.5</b>	<b>0.0</b>	<b>-0.5</b>	<b>-0.1</b>	<b>0.0</b>	<b>-0.1</b>	<b>0.0</b>	<b>-0.3</b>	<b>0.1</b>	<b>-0.3</b>
Manufacture of Plastic products	22.947	1.9	0.0	1.0	2.5	0.0	-0.5	-0.1	0.0	-0.1	0.0	-0.3	0.1	-0.3
<b>MANUFACTURE OF OTHER NON-METALLIC MINERAL PRODUCTS</b>	<b>112.706</b>	<b>0.5</b>	<b>0.2</b>	<b>-0.6</b>	<b>-0.1</b>	<b>-1.5</b>	<b>-0.5</b>	<b>0.3</b>	<b>0.0</b>	<b>0.4</b>	<b>3.5</b>	<b>1.2</b>	<b>0.0</b>	<b>0.0</b>
Manufacture of Clay Building Materials	58.241	0.0	0.8	0.0	0.0	0.0	0.0	1.4	0.0	0.0	7.3	1.7	0.0	0.0
Manufacture of Cement, Lime and Plaster	35.277	1.2	0.0	-1.5	-1.7	-4.2	-1.4	0.0	0.0	1.3	0.0	0.6	0.0	0.0
Manufacture of Articles of Concrete, cement and plaster	19.188	0.4	-0.6	0.0	2.8	0.0	0.0	-1.7	-0.2	0.0	0.0	0.4	0.0	0.0
<b>MANUFACTURE OF BASIC METALS</b>	<b>14.534</b>	<b>1.2</b>	<b>-0.5</b>	<b>-0.3</b>	<b>-0.3</b>	<b>-1.0</b>	<b>0.8</b>	<b>0.0</b>	<b>-0.5</b>	<b>-0.9</b>	<b>0.2</b>	<b>0.0</b>	<b>0.2</b>	<b>0.0</b>
Manufacture of basic iron and steel	14.534	1.2	-0.5	-0.3	-0.3	-1.0	0.8	0.0	-0.5	-0.9	0.2	0.0	0.2	0.0
<b>MANUFACTURE OF FABRICATED METAL PRODUCTS, EXCEPT MACHINERY AND EQUIPMENT</b>	<b>10.831</b>	<b>-1.6</b>	<b>0.2</b>	<b>2.6</b>	<b>-1.5</b>	<b>-0.9</b>	<b>1.9</b>	<b>-0.3</b>	<b>-0.4</b>	<b>0.1</b>	<b>-1.9</b>	<b>0.3</b>	<b>0.2</b>	<b>1.8</b>
Manufacture of Other Fabricated Metals n.e.c	10.831	-1.6	0.2	2.6	-1.5	-0.9	1.9	-0.3	-0.4	0.1	-1.9	0.3	0.2	1.8
<b>MANUFACTURE OF ELECTRICAL EQUIPMENT</b>	<b>15.239</b>	<b>0.8</b>	<b>0.1</b>	<b>0.2</b>	<b>1.9</b>	<b>1.6</b>	<b>0.0</b>	<b>0.0</b>	<b>-0.1</b>	<b>-0.1</b>	<b>0.0</b>	<b>0.2</b>	<b>0.1</b>	<b>0.1</b>
Manufacture of batteries and accumulators	4.384	0.0	0.0	0.0	0.0	3.8	0.0	0.0	0.0	0.0	0.0	0.0	0.0	0.0
Manufacture of other electronic and electric wires and cables	10.856	1.4	0.1	0.4	3.2	0.1	0.0	-0.1	-0.1	-0.1	0.0	0.3	0.1	0.1
<b>MANUFACTURE OF FURNITURE</b>	<b>13.868</b>	<b>0.8</b>	<b>0.0</b>	<b>1.1</b>	<b>-0.1</b>	<b>-0.3</b>	<b>-0.1</b>	<b>0.0</b>	<b>-0.1</b>	<b>-0.1</b>	<b>0.0</b>	<b>-0.2</b>	<b>0.0</b>	<b>0.8</b>
Manufacture of Furniture	13.868	0.8	0.0	1.1	-0.1	-0.3	-0.1	0.0	-0.1	-0.1	0.0	-0.2	0.0	0.8

**Table3a: Monthly Producer Price Indices - Manufacturing (Export Market), April 2018 to April 2019**

Base period: July 2009 to June 2010=100

Industry Group	Weight	Apr-18	May-18	Jun-18	Jul-18	Aug-18	Sep-18	Oct-18	Nov-18	Dec-18	Jan-19	Feb-19	Mar-19	Apr-19
<b>PPI-M EXPORT</b>	<b>182.802</b>	<b>223.69</b>	<b>219.84</b>	<b>222.11</b>	<b>214.56</b>	<b>202.44</b>	<b>203.25</b>	<b>196.43</b>	<b>195.09</b>	<b>193.39</b>	192.49	<b>194.79</b>	<b>198.89</b>	<b>200.09</b>
<b>MANUFACTURE OF FOOD PRODUCTS</b>	<b>107.169</b>	<b>235.96</b>	<b>229.90</b>	<b>234.82</b>	<b>225.83</b>	<b>209.70</b>	<b>209.98</b>	<b>198.80</b>	<b>199.61</b>	<b>196.89</b>	196.96	<b>200.56</b>	<b>203.01</b>	<b>208.21</b>
<b>MANUFACTURE OF BEVERAGES</b>	<b>6.090</b>	<b>266.69</b>	<b>268.82</b>	<b>277.02</b>	<b>271.25</b>	<b>269.02</b>	<b>274.15</b>	<b>270.88</b>	<b>268.14</b>	<b>266.30</b>	265.46	<b>263.34</b>	<b>265.73</b>	<b>267.94</b>
<b>MANUFACTURE OF TOBACCO PRODUCTS</b>	<b>14.756</b>	<b>134.75</b>	<b>135.82</b>	<b>139.97</b>	<b>137.05</b>	<b>135.92</b>	<b>138.52</b>	<b>135.09</b>	<b>133.72</b>	<b>132.81</b>	132.39	<b>131.33</b>	<b>132.52</b>	<b>133.62</b>
<b>MANUFACTURE OF LEATHER &amp; RELATED PRODUCTS</b>	<b>11.844</b>	<b>223.43</b>	<b>219.06</b>	<b>206.12</b>	<b>204.03</b>	<b>185.75</b>	<b>184.47</b>	<b>189.63</b>	<b>179.46</b>	<b>178.28</b>	164.12	<b>171.20</b>	<b>202.93</b>	<b>157.80</b>
<b>MANUFACTURE OF PAPER &amp; PAPER PRODUCTS</b>	<b>3.724</b>	<b>286.90</b>	<b>288.29</b>	<b>305.00</b>	<b>288.13</b>	<b>286.78</b>	<b>286.63</b>	<b>295.42</b>	<b>276.88</b>	<b>287.39</b>	286.59	<b>286.18</b>	<b>290.16</b>	<b>293.66</b>
<b>MANUFACTURE OF CHEMICALS &amp; CHEMICAL PRODUCTS</b>	<b>7.947</b>	<b>226.12</b>	<b>227.93</b>	<b>234.88</b>	<b>229.98</b>	<b>228.09</b>	<b>232.44</b>	<b>231.05</b>	<b>228.72</b>	<b>226.25</b>	225.54	<b>223.74</b>	<b>225.77</b>	<b>227.64</b>
<b>MANUFACTURE OF PHARMACEUTICALS, MEDICINAL CHEMICAL &amp; BOTANICAL PRODUCTS</b>	<b>2.919</b>	<b>230.52</b>	<b>232.36</b>	<b>239.45</b>	<b>234.46</b>	<b>232.53</b>	<b>236.97</b>	<b>235.55</b>	<b>233.17</b>	<b>231.57</b>	230.84	<b>229.00</b>	<b>231.07</b>	<b>232.99</b>
<b>MANUFACTURE OF RUBBER &amp; PLASTIC PRODUCTS</b>	<b>3.508</b>	<b>202.93</b>	<b>202.93</b>	<b>202.93</b>	<b>202.93</b>	<b>202.93</b>	<b>202.93</b>	<b>202.93</b>	<b>202.93</b>	<b>202.93</b>	202.93	<b>202.93</b>	<b>202.93</b>	<b>202.93</b>
<b>MANUFACTURE OF OTHER NON-METALLIC MINERAL PRODUCTS</b>	<b>24.844</b>	<b>160.53</b>	<b>161.82</b>	<b>113.57</b>	<b>111.21</b>	<b>110.29</b>	<b>107.04</b>	<b>106.40</b>	<b>105.33</b>	<b>104.61</b>	104.28	<b>103.44</b>	<b>104.38</b>	<b>105.25</b>
<b>MANUFACTURE OF FOOD PRODUCTS</b>	<b>107.169</b>	<b>235.96</b>	<b>229.90</b>	<b>234.82</b>	<b>225.83</b>	<b>209.70</b>	<b>209.98</b>	<b>198.80</b>	<b>199.61</b>	<b>196.89</b>	<b>196.96</b>	<b>200.56</b>	<b>203.01</b>	<b>208.21</b>
Processing & Preserving of Fish, Crustaceans and Molluscs	19.899	307.22	287.02	287.01	260.00	201.95	226.23	186.80	196.57	187.86	193.79	217.93	212.51	231.09
Manufacture of Vegetable and Animal Oils and Fats	21.466	238.85	240.77	239.50	234.51	232.58	237.02	235.60	235.98	234.36	233.62	231.76	233.86	235.80
Manufacture of Sugar	15.058	236.58	240.52	275.70	273.65	271.40	254.15	235.92	228.01	226.45	218.46	216.71	218.68	220.49
Coffee Processing	33.812	198.75	196.43	192.19	193.08	183.90	176.55	179.90	182.66	181.37	184.28	182.21	191.84	192.05
Tea Processing	16.934	162.22	153.44	150.64	139.59	130.69	124.59	122.45	114.23	113.10	105.71	101.41	104.98	91.48
<b>MANUFACTURE OF BEVERAGES</b>	<b>6.090</b>	<b>266.69</b>	<b>268.82</b>	<b>277.02</b>	<b>271.25</b>	<b>269.02</b>	<b>274.15</b>	<b>270.88</b>	<b>268.14</b>	<b>266.30</b>	<b>265.46</b>	<b>263.34</b>	<b>265.73</b>	<b>267.94</b>
Manufacture of Soft Drinks, Production of Mineral waters and Other bottled waters	6.090	266.69	268.82	277.02	271.25	269.02	274.15	270.88	268.14	266.30	265.46	263.34	265.73	267.94
<b>MANUFACTURE OF TOBACCO PRODUCTS</b>	<b>14.756</b>	<b>134.75</b>	<b>135.82</b>	<b>139.97</b>	<b>137.05</b>	<b>135.92</b>	<b>138.52</b>	<b>135.09</b>	<b>133.72</b>	<b>132.81</b>	<b>132.39</b>	<b>131.33</b>	<b>132.52</b>	<b>133.62</b>
Manufacture of Tobacco Products	14.756	134.75	135.82	139.97	137.05	135.92	138.52	135.09	133.72	132.81	132.39	131.33	132.52	133.62
<b>MANUFACTURE OF LEATHER &amp; RELATED PRODUCTS</b>	<b>11.844</b>	<b>223.43</b>	<b>219.06</b>	<b>206.12</b>	<b>204.03</b>	<b>185.75</b>	<b>184.47</b>	<b>189.63</b>	<b>179.46</b>	<b>178.28</b>	<b>164.12</b>	<b>171.20</b>	<b>202.93</b>	<b>157.80</b>
Tanning and dressing of leather; dressing and dyeing of fur	11.844	223.43	219.06	206.12	204.03	185.75	184.47	189.63	179.46	178.28	164.12	171.20	202.93	157.80
<b>MANUFACTURE OF PAPER &amp; PAPER PRODUCTS</b>	<b>3.724</b>	<b>286.90</b>	<b>288.29</b>	<b>305.00</b>	<b>288.13</b>	<b>286.78</b>	<b>286.63</b>	<b>295.42</b>	<b>276.88</b>	<b>287.39</b>	<b>286.59</b>	<b>286.18</b>	<b>290.16</b>	<b>293.66</b>
Manufacture of pulp, Paper & Paperboard	3.724	286.90	288.29	305.00	288.13	286.78	286.63	295.42	276.88	287.39	286.59	286.18	290.16	293.66

Industry Group	Weight	Apr-18	May-18	Jun-18	Jul-18	Aug-18	Sep-18	Oct-18	Nov-18	Dec-18	Jan-19	Feb-19	Mar-19	Apr-19
<b>MANUFACTURE OF CHEMICALS &amp; CHEMICAL PRODUCTS</b>	<b>7.947</b>	<b>226.12</b>	<b>227.93</b>	<b>234.88</b>	<b>229.98</b>	<b>228.09</b>	<b>232.44</b>	<b>231.05</b>	<b>228.72</b>	<b>226.25</b>	<b>225.54</b>	<b>223.74</b>	<b>225.77</b>	<b>227.64</b>
Manufacture of Soap, Detergents, cleaning and Polishing preparations	7.947	226.12	227.93	234.88	229.98	228.09	232.44	231.05	228.72	226.25	225.54	223.74	225.77	227.64
<b>MANUFACTURE OF PHARMACEUTICALS, MEDICINAL CHEMICAL &amp; BOTANICAL PRODUCTS</b>	<b>2.919</b>	<b>230.52</b>	<b>232.36</b>	<b>239.45</b>	<b>234.46</b>	<b>232.53</b>	<b>236.97</b>	<b>235.55</b>	<b>233.17</b>	<b>231.57</b>	<b>230.84</b>	<b>229.00</b>	<b>231.07</b>	<b>232.99</b>
Manufacture of Pharmaceuticals, medicinal chemical and botanical products	2.919	230.52	232.36	239.45	234.46	232.53	236.97	235.55	233.17	231.57	230.84	229.00	231.07	232.99
<b>MANUFACTURE OF RUBBER &amp; PLASTIC PRODUCTS</b>	<b>3.508</b>	<b>202.93</b>	<b>202.93</b>	<b>202.93</b>	<b>202.93</b>	<b>202.93</b>	<b>202.93</b>	<b>202.93</b>	<b>202.93</b>	<b>202.93</b>	<b>202.93</b>	<b>202.93</b>	<b>202.93</b>	<b>202.93</b>
Manufacture of Plastic products	3.508	202.93	202.93	202.93	202.93	202.93	202.93	202.93	202.93	202.93	202.93	202.93	202.93	202.93
<b>MANUFACTURE OF OTHER NON-METALLIC MINERAL PRODUCTS</b>	<b>24.844</b>	<b>160.53</b>	<b>161.82</b>	<b>113.57</b>	<b>111.21</b>	<b>110.29</b>	<b>107.04</b>	<b>106.40</b>	<b>105.33</b>	<b>104.61</b>	<b>104.28</b>	<b>103.44</b>	<b>104.38</b>	<b>105.25</b>
Manufacture of Cement, Lime and Plaster	24.844	160.53	161.82	113.57	111.21	110.29	107.04	106.40	105.33	104.61	104.28	103.44	104.38	105.25

**Table 3b: Annual Changes in Price Indices -Manufacturing (Export Market), April 2018 to April 2019**

Base period: July 2009 to June 2010=100

Industry Group	Weight	Apr-18	May-18	Jun-18	Jul-18	Aug-18	Sep-18	Oct-18	Nov-18	Dec-18	Jan-19	Feb-19	Mar-19	Apr-19
<b>PPI-M EXPORT</b>	<b>182.802</b>	<b>0.6</b>	<b>-1.9</b>	<b>0.3</b>	<b>-4.7</b>	<b>-11.1</b>	<b>-9.9</b>	<b>-14.9</b>	<b>-13.9</b>	<b>-14.1</b>	<b>-14.5</b>	<b>-12.8</b>	<b>-12.9</b>	<b>-10.6</b>
<b>MANUFACTURE OF FOOD PRODUCTS</b>	<b>107.169</b>	<b>-0.4</b>	<b>-3.3</b>	<b>-0.4</b>	<b>-4.5</b>	<b>-13.4</b>	<b>-12.6</b>	<b>-19.5</b>	<b>-17.1</b>	<b>-16.8</b>	<b>-17.9</b>	<b>-15.9</b>	<b>-16.6</b>	<b>-11.8</b>
MANUFACTURE OF BEVERAGES	6.090	3.1	3.8	7.9	-10.4	-11.3	-9.4	-11.5	-12.4	-12.6	1.1	0.4	0.7	0.5
MANUFACTURE OF TOBACCO PRODUCTS	14.756	-3.8	-3.2	0.7	4.4	3.4	5.6	1.9	0.8	0.6	-0.2	-0.9	-0.7	-0.8
MANUFACTURE OF LEATHER & RELATED PRODUCTS	11.844	6.7	-3.7	-3.3	-12.7	-13.7	-9.3	-7.6	-13.7	-20.5	-24.3	-17.2	-12.1	-29.4
MANUFACTURE OF PAPER & PAPER PRODUCTS	3.724	6.2	6.6	13.8	6.9	6.1	5.6	7.4	0.6	2.3	1.4	1.6	2.5	2.4
MANUFACTURE OF CHEMICALS & CHEMICAL PRODUCTS	7.947	-2.2	-1.5	2.0	8.2	7.2	9.4	7.6	6.5	5.8	2.2	1.4	1.7	0.7
MANUFACTURE OF PHARMACEUTICALS, MEDICINAL CHEMICAL & BOTANICAL PRODUCTS	2.919	2.2	2.8	6.9	4.4	3.4	5.6	3.8	2.8	2.5	1.7	1.0	1.3	1.1
MANUFACTURE OF RUBBER & PLASTIC PRODUCTS	3.508	4.2	4.2	4.2	4.2	4.2	4.2	4.2	4.2	4.2	0.0	0.0	0.0	0.0
MANUFACTURE OF OTHER NON-METALLIC MINERAL PRODUCTS	24.844	2.2	2.8	-27.2	-28.9	-29.6	-31.5	-32.6	-33.3	-33.5	-34.0	-34.5	-34.3	-34.4
<b>MANUFACTURE OF FOOD PRODUCTS</b>	<b>107.169</b>	<b>-0.4</b>	<b>-3.3</b>	<b>-0.4</b>	<b>-4.5</b>	<b>-13.4</b>	<b>-12.6</b>	<b>-19.5</b>	<b>-17.1</b>	<b>-16.8</b>	<b>-17.9</b>	<b>-15.9</b>	<b>-16.6</b>	<b>-11.8</b>
Processing & Preserving of Fish, Crustaceans and Molluscs	19.899	-0.6	-7.4	-7.4	-16.6	-37.0	-28.5	-44.1	-38.1	-38.1	-38.0	-30.9	-37.1	-24.8
Manufacture of Vegetable and Animal Oils and Fats	21.466	2.2	2.8	3.2	0.8	-0.2	1.9	0.2	0.4	0.1	-0.7	-1.4	-1.1	-1.3
Manufacture of Sugar	15.058	-2.7	-1.3	14.2	13.0	12.0	5.0	-3.5	-6.8	-7.0	-10.7	-6.9	-6.6	-6.8
Coffee Processing	33.812	-2.6	-4.4	-3.6	-2.5	-11.6	-13.5	-12.0	-8.7	-12.5	-11.3	-10.4	2.2	-3.4
Tea Processing	16.934	13.2	2.3	-1.2	-11.5	-20.7	-28.0	-30.0	-33.6	-28.8	-33.5	-38.5	-36.6	-43.6
<b>MANUFACTURE OF BEVERAGES</b>	<b>6.090</b>	<b>3.1</b>	<b>3.8</b>	<b>7.9</b>	<b>-10.4</b>	<b>-11.3</b>	<b>-9.4</b>	<b>-11.5</b>	<b>-12.4</b>	<b>-12.6</b>	<b>1.1</b>	<b>0.4</b>	<b>0.7</b>	<b>0.5</b>
Manufacture of Soft Drinks, Production of Mineral waters and Other bottled waters	6.090	3.1	3.8	7.9	-10.4	-11.3	-9.4	-11.5	-12.4	-12.6	1.1	0.4	0.7	0.5
<b>MANUFACTURE OF TOBACCO PRODUCTS</b>	<b>14.756</b>	<b>-3.8</b>	<b>-3.2</b>	<b>0.7</b>	<b>4.4</b>	<b>3.4</b>	<b>5.6</b>	<b>1.9</b>	<b>0.8</b>	<b>0.6</b>	<b>-0.2</b>	<b>-0.9</b>	<b>-0.7</b>	<b>-0.8</b>
Manufacture of Tobacco Products	14.756	-3.8	-3.2	0.7	4.4	3.4	5.6	1.9	0.8	0.6	-0.2	-0.9	-0.7	-0.8
<b>MANUFACTURE OF LEATHER &amp; RELATED PRODUCTS</b>	<b>11.844</b>	<b>6.7</b>	<b>-3.7</b>	<b>-3.3</b>	<b>-12.7</b>	<b>-13.7</b>	<b>-9.3</b>	<b>-7.6</b>	<b>-13.7</b>	<b>-20.5</b>	<b>-24.3</b>	<b>-17.2</b>	<b>-12.1</b>	<b>-29.4</b>
Tanning and dressing of leather; dressing and dyeing of fur	11.844	6.7	-3.7	-3.3	-12.7	-13.7	-9.3	-7.6	-13.7	-20.5	-24.3	-17.2	-12.1	-29.4
<b>MANUFACTURE OF PAPER &amp; PAPER PRODUCTS</b>	<b>3.724</b>	<b>6.2</b>	<b>6.6</b>	<b>13.8</b>	<b>6.9</b>	<b>6.1</b>	<b>5.6</b>	<b>7.4</b>	<b>0.6</b>	<b>2.3</b>	<b>1.4</b>	<b>1.6</b>	<b>2.5</b>	<b>2.4</b>
Manufacture of pulp, Paper & Paperboard	3.724	6.2	6.6	13.8	6.9	6.1	5.6	7.4	0.6	2.3	1.4	1.6	2.5	2.4

Industry Group	Weight	Apr-18	May-18	Jun-18	Jul-18	Aug-18	Sep-18	Oct-18	Nov-18	Dec-18	Jan-19	Feb-19	Mar-19	Apr-19
<b>MANUFACTURE OF CHEMICALS &amp; CHEMICAL PRODUCTS</b>	<b>7.947</b>	<b>-2.2</b>	<b>-1.5</b>	<b>2.0</b>	<b>8.2</b>	<b>7.2</b>	<b>9.4</b>	<b>7.6</b>	<b>6.5</b>	<b>5.8</b>	<b>2.2</b>	<b>1.4</b>	<b>1.7</b>	<b>0.7</b>
Manufacture of Soap, Detergents, cleaning and Polishing preparations	7.947	-2.2	-1.5	2.0	8.2	7.2	9.4	7.6	6.5	5.8	2.2	1.4	1.7	0.7
<b>MANUFACTURE OF PHARMACEUTICALS, MEDICINAL CHEMICAL &amp; BOTANICAL PRODUCTS</b>	<b>2.919</b>	<b>2.2</b>	<b>2.8</b>	<b>6.9</b>	<b>4.4</b>	<b>3.4</b>	<b>5.6</b>	<b>3.8</b>	<b>2.8</b>	<b>2.5</b>	<b>1.7</b>	<b>1.0</b>	<b>1.3</b>	<b>1.1</b>
Manufacture of Pharmaceuticals, medicinal chemical and botanical products	2.919	2.2	2.8	6.9	4.4	3.4	5.6	3.8	2.8	2.5	1.7	1.0	1.3	1.1
<b>MANUFACTURE OF RUBBER &amp; PLASTIC PRODUCTS</b>	<b>3.508</b>	<b>4.2</b>	<b>4.2</b>	<b>4.2</b>	<b>4.2</b>	<b>4.2</b>	<b>4.2</b>	<b>4.2</b>	<b>4.2</b>	<b>4.2</b>	<b>0.0</b>	<b>0.0</b>	<b>0.0</b>	<b>0.0</b>
Manufacture of Plastic products	3.508	4.2	4.2	4.2	4.2	4.2	4.2	4.2	4.2	4.2	0.0	0.0	0.0	0.0
<b>MANUFACTURE OF OTHER NON-METALLIC MINERAL PRODUCTS</b>	<b>24.844</b>	<b>2.2</b>	<b>2.8</b>	<b>-27.2</b>	<b>-28.9</b>	<b>-29.6</b>	<b>-31.5</b>	<b>-32.6</b>	<b>-33.3</b>	<b>-33.5</b>	<b>-34.0</b>	<b>-34.5</b>	<b>-34.3</b>	<b>-34.4</b>
Manufacture of Cement, Lime and Plaster	24.844	2.2	2.8	-27.2	-28.9	-29.6	-31.5	-32.6	-33.3	-33.5	-34.0	-34.5	-34.3	-34.4



**Table3c: Monthly Changes in Producer Price Index - Manufacturing (Export Market), April 2018 to April 2019**

Base period: July 2009 to June 2010=100

Industry Group	Weight	Apr-18	May-18	Jun-18	Jul-18	Aug-18	Sep-18	Oct-18	Nov-18	Dec-18	Jan-19	Feb-19	Mar-19	Apr-19
<b>PPI-M EXPORT</b>	<b>182.802</b>	<b>-2.0</b>	<b>-1.7</b>	<b>1.0</b>	<b>-3.4</b>	<b>-5.6</b>	<b>0.4</b>	<b>-3.4</b>	<b>-0.7</b>	<b>-0.9</b>	<b>-0.5</b>	<b>1.2</b>	<b>2.1</b>	<b>0.6</b>
<b>MANUFACTURE OF FOOD PRODUCTS</b>	<b>107.169</b>	<b>-3.0</b>	<b>-2.6</b>	<b>2.1</b>	<b>-3.8</b>	<b>-7.1</b>	<b>0.1</b>	<b>-5.3</b>	<b>0.4</b>	<b>-1.4</b>	<b>0.0</b>	<b>1.8</b>	<b>1.2</b>	<b>2.6</b>
MANUFACTURE OF BEVERAGES	6.090	1.0	0.8	3.0	-2.1	-0.8	1.9	-1.2	-1.0	-0.7	-0.3	-0.8	0.9	0.8
MANUFACTURE OF TOBACCO PRODUCTS	14.756	1.0	0.8	3.0	-2.1	-0.8	1.9	-2.5	-1.0	-0.7	-0.3	-0.8	0.9	0.8
MANUFACTURE OF LEATHER & RELATED PRODUCTS	11.844	-3.2	-2.0	-5.9	-1.0	-9.0	-0.7	2.8	-5.4	-0.7	-7.9	4.3	18.5	-22.2
MANUFACTURE OF PAPER & PAPER PRODUCTS	3.724	1.3	0.5	5.8	-5.5	-0.5	-0.1	3.1	-6.3	3.8	-0.3	-0.1	1.4	1.2
MANUFACTURE OF CHEMICALS & CHEMICAL PRODUCTS	7.947	1.9	0.8	3.0	-2.1	-0.8	1.9	-0.6	-1.0	-1.1	-0.3	-0.8	0.9	0.8
MANUFACTURE OF PHARMACEUTICALS, MEDICINAL CHEMICAL & BOTANICAL PRODUCTS	2.919	1.0	0.8	3.0	-2.1	-0.8	1.9	-0.6	-1.0	-0.7	-0.3	-0.8	0.9	0.8
MANUFACTURE OF RUBBER & PLASTIC PRODUCTS	3.508	0.0	0.0	0.0	0.0	0.0	0.0	0.0	0.0	0.0	0.0	0.0	0.0	0.0
MANUFACTURE OF OTHER NON-METALLIC MINERAL PRODUCTS	24.844	1.0	0.8	-29.8	-2.1	-0.8	-2.9	-0.6	-1.0	-0.7	-0.3	-0.8	0.9	0.8
<b>MANUFACTURE OF FOOD PRODUCTS</b>	<b>107.169</b>	<b>-3.0</b>	<b>-2.6</b>	<b>2.1</b>	<b>-3.8</b>	<b>-7.1</b>	<b>0.1</b>	<b>-5.3</b>	<b>0.4</b>	<b>-1.4</b>	<b>0.0</b>	<b>1.8</b>	<b>1.2</b>	<b>2.6</b>
Processing & Preserving of Fish, Crustaceans and Molluscs	19.899	-9.1	-6.6	0.0	-9.4	-22.3	12.0	-17.4	5.2	-4.4	3.2	12.5	-2.5	8.7
Manufacture of Vegetable and Animal Oils and Fats	21.466	1.0	0.8	-0.5	-2.1	-0.8	1.9	-0.6	0.2	-0.7	-0.3	-0.8	0.9	0.8
Manufacture of Sugar	15.058	1.0	1.7	14.6	-0.7	-0.8	-6.4	-7.2	-3.3	-0.7	-3.5	-0.8	0.9	0.8
Coffee Processing	33.812	5.9	-1.2	-2.2	0.5	-4.8	-4.0	1.9	1.5	-0.7	1.6	-1.1	5.3	0.1
Tea Processing	16.934	-2.0	-5.4	-1.8	-7.3	-6.4	-4.7	-1.7	-6.7	-1.0	-6.5	-4.1	3.5	-12.9
<b>MANUFACTURE OF BEVERAGES</b>	<b>6.090</b>	<b>1.0</b>	<b>0.8</b>	<b>3.0</b>	<b>-2.1</b>	<b>-0.8</b>	<b>1.9</b>	<b>-1.2</b>	<b>-1.0</b>	<b>-0.7</b>	<b>-0.3</b>	<b>-0.8</b>	<b>0.9</b>	<b>0.8</b>
Manufacture of Soft Drinks, Production of Mineral waters and Other bottled waters	6.090	1.0	0.8	3.0	-2.1	-0.8	1.9	-1.2	-1.0	-0.7	-0.3	-0.8	0.9	0.8
<b>MANUFACTURE OF TOBACCO PRODUCTS</b>	<b>14.756</b>	<b>1.0</b>	<b>0.8</b>	<b>3.0</b>	<b>-2.1</b>	<b>-0.8</b>	<b>1.9</b>	<b>-2.5</b>	<b>-1.0</b>	<b>-0.7</b>	<b>-0.3</b>	<b>-0.8</b>	<b>0.9</b>	<b>0.8</b>
Manufacture of Tobacco Products	14.756	1.0	0.8	3.0	-2.1	-0.8	1.9	-2.5	-1.0	-0.7	-0.3	-0.8	0.9	0.8
<b>MANUFACTURE OF LEATHER &amp; RELATED PRODUCTS</b>	<b>11.844</b>	<b>-3.2</b>	<b>-2.0</b>	<b>-5.9</b>	<b>-1.0</b>	<b>-9.0</b>	<b>-0.7</b>	<b>2.8</b>	<b>-5.4</b>	<b>-0.7</b>	<b>-7.9</b>	<b>4.3</b>	<b>18.5</b>	<b>-22.2</b>
Tanning and dressing of leather; dressing and dyeing of fur	11.844	-3.2	-2.0	-5.9	-1.0	-9.0	-0.7	2.8	-5.4	-0.7	-7.9	4.3	18.5	-22.2
<b>MANUFACTURE OF PAPER &amp; PAPER PRODUCTS</b>	<b>3.724</b>	<b>1.3</b>	<b>0.5</b>	<b>5.8</b>	<b>-5.5</b>	<b>-0.5</b>	<b>-0.1</b>	<b>3.1</b>	<b>-6.3</b>	<b>3.8</b>	<b>-0.3</b>	<b>-0.1</b>	<b>1.4</b>	<b>1.2</b>
Manufacture of pulp, Paper & Paperboard	3.724	1.3	0.5	5.8	-5.5	-0.5	-0.1	3.1	-6.3	3.8	-0.3	-0.1	1.4	1.2

Industry Group	Weight	Apr-18	May-18	Jun-18	Jul-18	Aug-18	Sep-18	Oct-18	Nov-18	Dec-18	Jan-19	Feb-19	Mar-19	Apr-19
<b>MANUFACTURE OF CHEMICALS &amp; CHEMICAL PRODUCTS</b>	<b>7.947</b>	<b>1.9</b>	<b>0.8</b>	<b>3.0</b>	<b>-2.1</b>	<b>-0.8</b>	<b>1.9</b>	<b>-0.6</b>	<b>-1.0</b>	<b>-1.1</b>	<b>-0.3</b>	<b>-0.8</b>	<b>0.9</b>	<b>0.8</b>
Manufacture of Soap, Detergents, cleaning and Polishing preparations	7.947	1.9	0.8	3.0	-2.1	-0.8	1.9	-0.6	-1.0	-1.1	-0.3	-0.8	0.9	0.8
<b>MANUFACTURE OF PHARMACEUTICALS, MEDICINAL CHEMICAL &amp; BOTANICAL PRODUCTS</b>	<b>2.919</b>	<b>1.0</b>	<b>0.8</b>	<b>3.0</b>	<b>-2.1</b>	<b>-0.8</b>	<b>1.9</b>	<b>-0.6</b>	<b>-1.0</b>	<b>-0.7</b>	<b>-0.3</b>	<b>-0.8</b>	<b>0.9</b>	<b>0.8</b>
Manufacture of Pharmaceuticals, medicinal chemical and botanical products	2.919	1.0	0.8	3.0	-2.1	-0.8	1.9	-0.6	-1.0	-0.7	-0.3	-0.8	0.9	0.8
<b>MANUFACTURE OF RUBBER &amp; PLASTIC PRODUCTS</b>	<b>3.508</b>	<b>0.0</b>	<b>0.0</b>	<b>0.0</b>	<b>0.0</b>	<b>0.0</b>	<b>0.0</b>	<b>0.0</b>	<b>0.0</b>	<b>0.0</b>	<b>0.0</b>	<b>0.0</b>	<b>0.0</b>	<b>0.0</b>
Manufacture of Plastic products	3.508	0.0	0.0	0.0	0.0	0.0	0.0	0.0	0.0	0.0	0.0	0.0	0.0	0.0
<b>MANUFACTURE OF OTHER NON-METALLIC MINERAL PRODUCTS</b>	<b>24.844</b>	<b>1.0</b>	<b>0.8</b>	<b>-29.8</b>	<b>-2.1</b>	<b>-0.8</b>	<b>-2.9</b>	<b>-0.6</b>	<b>-1.0</b>	<b>-0.7</b>	<b>-0.3</b>	<b>-0.8</b>	<b>0.9</b>	<b>0.8</b>
Manufacture of Cement, Lime and Plaster	24.844	1.0	0.8	-29.8	-2.1	-0.8	-2.9	-0.6	-1.0	-0.7	-0.3	-0.8	0.9	0.8