



UGANDA BUREAU OF STATISTICS



**WORLD POPULATION DAY CELEBRATIONS
SATURDAY, JULY 11, 2020**



THEME:

**Leveraging Uganda's Population
Dynamics for a Resilient Future
amidst COVID-19**

Highlighting Population Issues Through Statistics

WORLD POPULATION: The Overview....	4
UGANDA AT A GLANCE	5
YOUTH EMPLOYMENT INDICATORS	6
TOTAL FERTILITY RATE	8
HIV/AIDS PREVENTION AWARENESS	9
PREGNANCY RELATED MORTALITY RATE	10
CHILD MORTALITY	10
BASIC VACCINATION COVERAGE	11
BIRTHS ATTENDED TO BY A SKILLED HEALTH PERSONNEL	11
MARITAL STATUS	12
LIFE EXPECTANCY AT BIRTH	13
LEADING CAUSES OF DEATH IN UGANDA	14
THE COVID-19 PANDEMIC IN NUMBERS	
(as of July 10, 2020)	15





H.E Yoweri Kaguta Museveni
President of the Republic of Uganda

The Board of Directors, Management and Staff of the Uganda Bureau of Statistics congratulate His Excellency the President of the Republic of Uganda Yoweri Kaguta Museveni and the entire people of Uganda on this occasion of celebrating the World population Day, 2020. As we join the rest of the country

and the world at large in the celebration, we take the honour to share some of the statistics that describe the current stature of our population; we remain committed to delivering on our mandate of producing and disseminating quality official statistics for national development.

***Long live Your Excellency,
Long live the People of Uganda!***

Chris N. Mukiza (PhD)
Executive Director




WORLD POPULATION: The Overview....



- The current world population is estimated at 7.8 billion people.
- It is projected; the world population will increase by 1 billion over the next 12 years and reach 9.6 billion by 2050.
- The estimates indicate, the projected increase in population will be mainly in developing countries, with more than half in Sub Saharan Africa.

Source: United Nations Population Estimates (July, 2020)

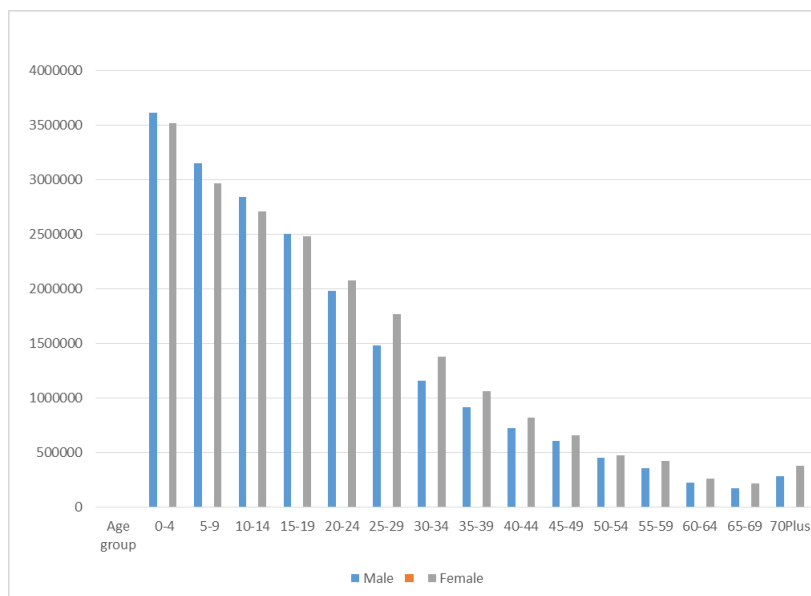


UGANDA AT A GLANCE

POPULATION GROWTH TRENDS

- The projected Uganda's total population for mid-2020, is 41.6 million people.
- Females constitute a majority of the population (51%) compared to males (49%).
- Projected Female population for mid-2020 is 21.1 million.
- Wakiso district remains the most populated Higher Local Government (HLG), with a projected population of 2,915,200 million people followed by Kampala with 1,680,600 persons.
- Kalangala district has the least population, projected at 67,200 persons in mid-2020.
- Uganda has a total of 7.3 million households, 75% of which are in rural areas.
- Females head about 30% of the households.
- In 2014, Uganda had a total of 7.3 million households. In the 2016/17 Uganda National Household Survey (UNHS), the households had increased to 8.3 million.

Projected population of Males & Female-2020 by age group



Source: UBOS Censuses and Population Projections Reports 1969 - 2020





- Population growth rate is 3% per annum.
- The population density (number of people per square kilometre) is 173 persons.
- The average number of persons per household stands at 4.7 persons.
- The proportion of persons aged 10 years and above able to read and write intelligibly in any language (Literacy rate) is 74%.

Source: Uganda National Household Survey, 2016/17

YOUTH EMPLOYMENT INDICATORS



A youth may be defined in several contexts.

- According to the **United Nations**, a youth is a person aged between 15 and 24 years
- According to the **African Union**, a youth is a person aged between 15 and 35 years
- In **Uganda**, a youth is a person aged 18 to 30 years.

The following information is for Youths as defined in Uganda thus aged 18 – 30 years.

- The Youth in Uganda constitute 19.4% (approximately 6.7 Million) of the total population
- 71% of the Youth live in rural areas while 29% live in urban areas
- 23% of households are headed by youths
- The youth employment to population ratio stands at 74% in other words about seven out of every 10 youths are employed
- 73% of the employed youth are in rural areas while 27% are in urban areas
- 55% of the young people are employed in the Agriculture sector with the females accounting for 60% compared to males at 50%
- 15% of the young people are employed in the Trade sector
- that includes wholesale trade, retail trade or sales and repairs of motorvehicles and motorcycles
- On average a working person is expected to work an average of 40 hours per week.
- On average about 60% of the working young persons work for less than the standard 40 hours per week
- The employed youth who are paid wages and salaries earn an average of 213,000/= shillings per month
- The average earnings for employed youth in urban areas is 253,000/= shillings per month.
- The average earnings for employed youth is 172,000/= shillings per month

Source: Labour Market Transition of Young People in Uganda: School to Work Transition Report, 2015

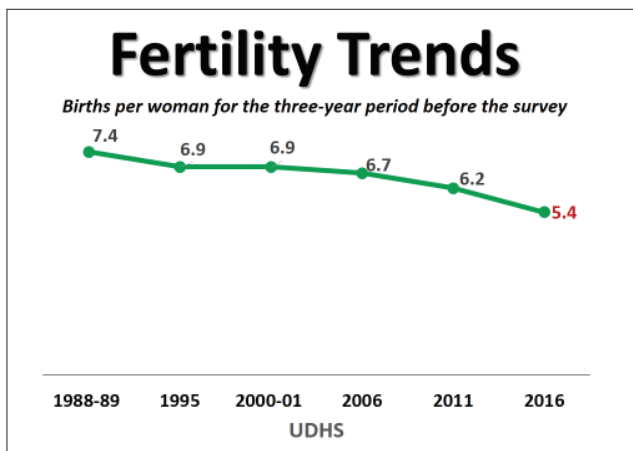


TOTAL FERTILITY RATE



Total Fertility rate refers to the number of children who would be born per woman if she was to pass through the childbearing years giving birth to children at the age-specific fertility rates.

Currently, a woman of reproductive age (15-49) in Uganda gives birth to an average of five children a reduction from an average of seven children per woman in 1991.



Source: Uganda Demographic and Health Survey (UDHS) Report, 2016

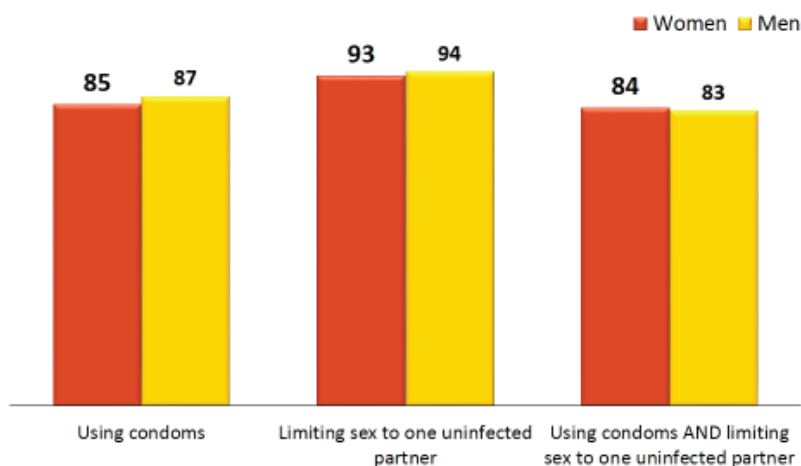
HIV/AIDS PREVENTION AWARENESS



87% of men compared to 85% of women know about the use of condoms as an effective method to curtail the spread of HIV/AIDS

Knowledge of HIV Prevention Methods

Percent of women and men age 15-49 who know that HIV can be prevented by:



Source: Uganda Demographic and Health Survey (UDHS) Report, 2016

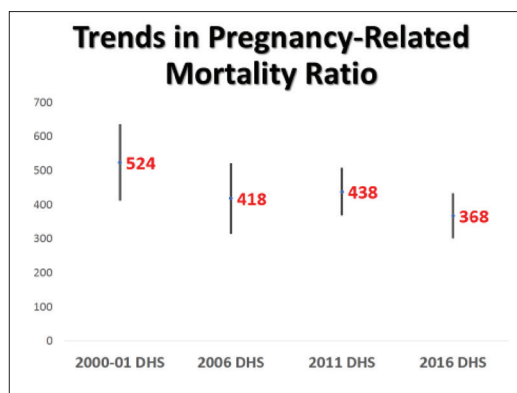


PREGNANCY RELATED MORTALITY RATE

The pregnancy mortality ratio stands at 368 deaths per 100,000 live births.

Pregnancy Mortality Rate, 2000 - 2016

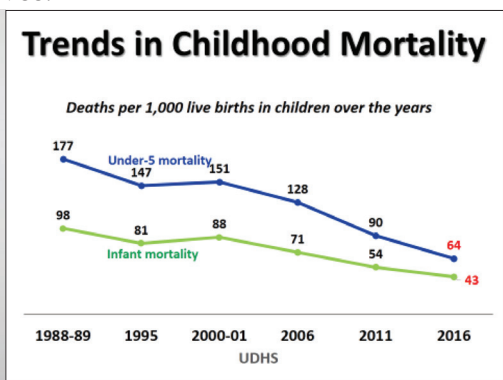
Number per 100,000 live births



CHILD MORTALITY

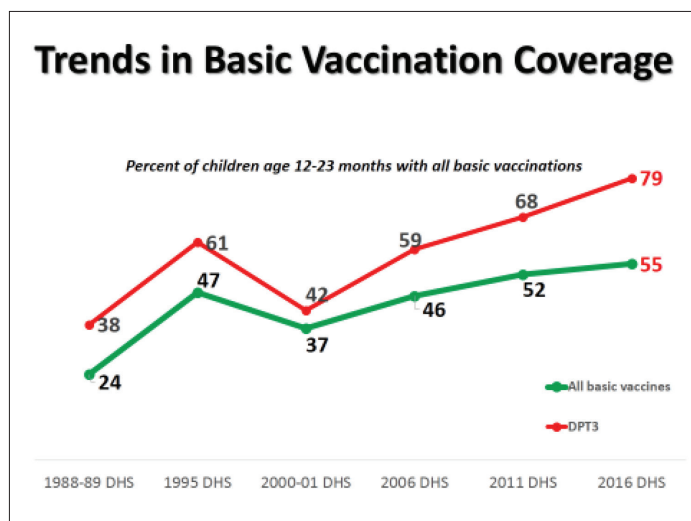


The infant mortality rate stands at 43 deaths per 1,000 live births, a reduction from 98 deaths per 1,000 live births in 1988.



BASIC VACCINATION COVERAGE

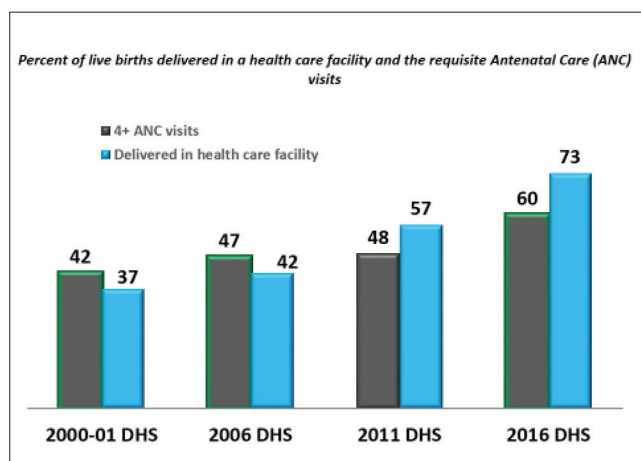
The proportion of children receiving all basic vaccinations against the killer diseases is 55%, an increase from 52% in 2011.



Source: Uganda Demographic and Health Survey (UDHS) Report, 2016

BIRTHS ATTENDED TO BY A SKILLED HEALTH PERSONNEL

The percentage of births attended to by a skilled health provider is 73% an increase from 39% in 2001.



Source: Uganda Demographic and Health Survey (UDHS) Report, 2016

MARITAL STATUS

More than half of the women and men are married/cohabiting. More women are separated (8%) and widowed (10%) than men (four and two percent, respectively).

Marital Status (18 years+), 2014

Percent of all women and men

Marital Status	Women	Men
Never Married	16	30
Married/Cohabiting Monogamous	58	57
Married/Cohabiting Polygamous	8	7
Widowed	10	2
Separated	8	4
Divorced	2	1
Total	100	100

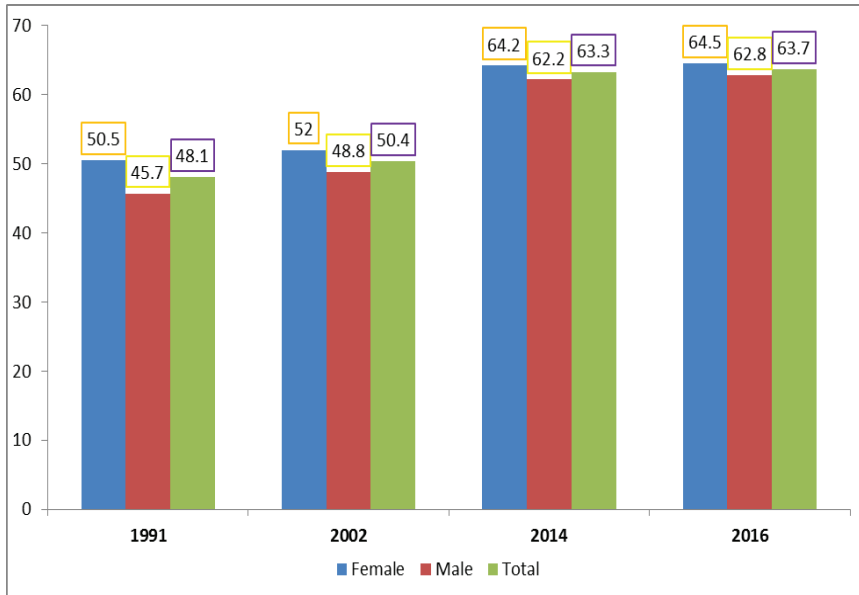
Source: National Population and Housing Census, 2014



LIFE EXPECTANCY AT BIRTH

The Life Expectancy is 63.7 years, an increase from 50.4 years in 2002. The women have a longer life expectancy of 64.5 years compared to 52.0 in 2002 than men at 62.8 years compared to 48.8 years in 2002.

Life expectancy at birth, 1991-2016



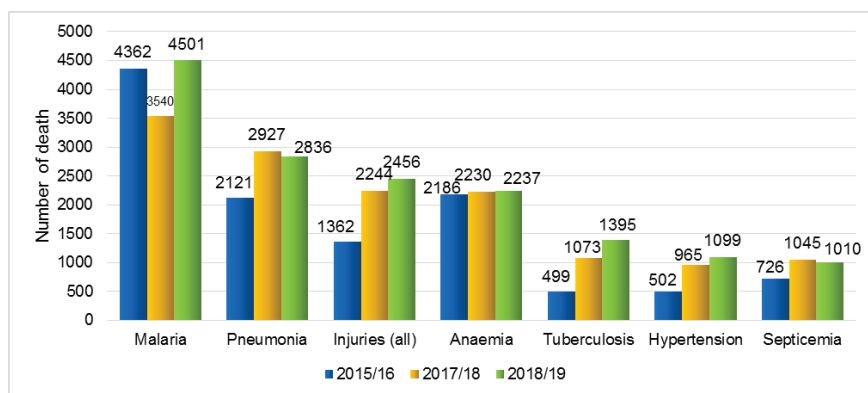
Source: UBOS Periodical Censuses and Surveys



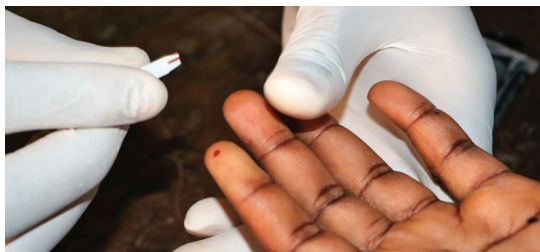
LEADING CAUSES OF DEATH IN UGANDA

- Besides the current pandemic, Uganda has a disease burden that contributes to death that needs not to be ignored during this period as the country is focused on mitigating the spread of COVID-19.
- Malaria has been the leading cause of death followed by Pneumonia across the three past financial years. Death due to injuries, Tuberculosis and hypertension also had an upward trend over the three financial years.
- The other emerging causes of death in health facilities that affected all ages in the last financial year 2018/19 include: other cardiovascular diseases (963 death), Diabetes mellitus (863 death), Gastro-intestinal disorders (701 death), cancer (613 death), and Stroke (581 death).

Seven leading causes of death among all ages in health facilities.



Source: Annual Health Performance reports



THE COVID-19 PANDEMIC IN NUMBERS

(as of July 10, 2020)



GLOBALLY;

● 12,416,515	Confirmed Cases
● 7,241,996	Recoveries
● 557,940	Deaths



AFRICA;

● 541,924	Confirmed Cases
● 262,842	Recoveries
● 12,462	Deaths

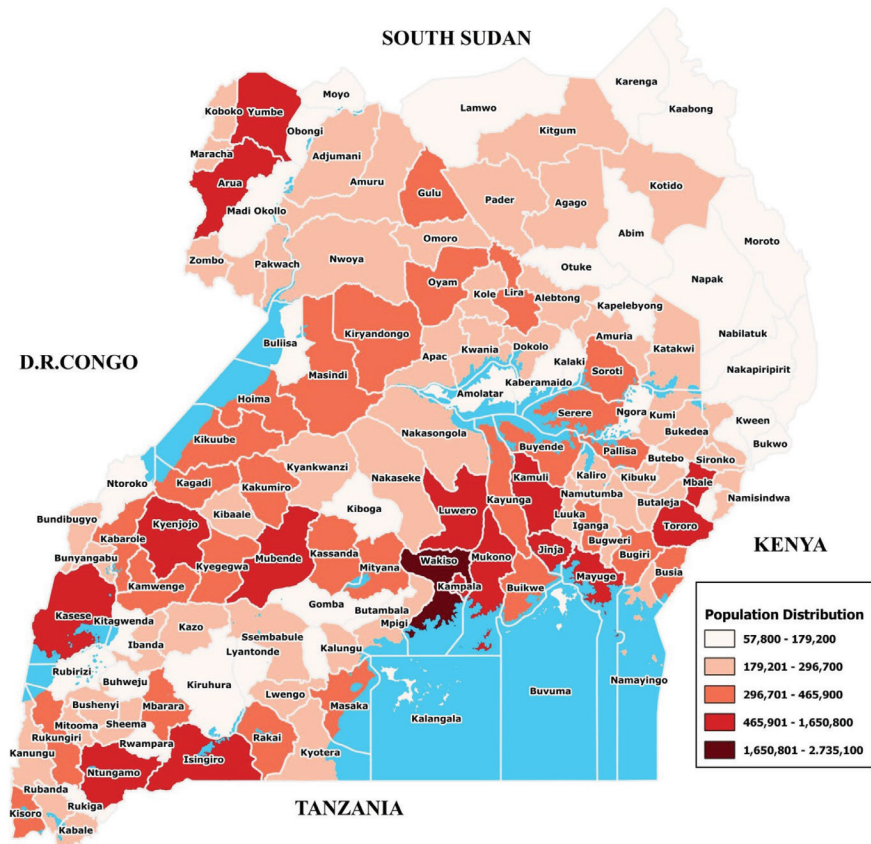


UGANDA;

● 1,006	Confirmed Cases
● 938	Recoveries (Including Foreigners)
● 0	Deaths



A MAP OF UGANDA SHOWING POPULATION DISTRIBUTION BY DISTRICT



Source: UBOS Population Projections Reports 2015 - 2020

UGANDA BUREAU OF STATISTICS

Plot 9 Colville Street

P.O Box 7186, Kampala – Uganda

Tel: +256-414-706000

Fax: +256-414-237553

Email: ubos@ubos.org

Website: www.ubos.org

 :Uganda Bureau of Statistics

 :@StatisticsUg