



UGANDA BUREAU OF STATISTICS

P.O. Box 7186, Kampala; Tel: 0414 – 706000; Fax: 0414 – 237553; Email: ubos@ubos.org; Website: www.ubos.org



PRESS RELEASE

CONSUMER PRICE INDICES AND INFLATION

APRIL 2024

1.1 Annual Headline Inflation

The Annual Inflation as measured by the Consumer Price Index for Uganda for the 12 months to April 2024 increased at a slower rate of 3.2 percent compared to 3.3 percent registered in the year ended March 2024 as shown in Table 1 and figure 1 below.

This is largely attributed to the Annual Core inflation that registered 3.5 percent in the year ending April 2024 compared to 3.4 percent registered in the year ended March 2024. The main driver to Annual Core Inflation was the Annual Other Goods Inflation that increased to 2.0 percent in the year ending April 2024 compared to 1.6 percent recorded in the year ended March 2024. This was due to the Fish and other seafood inflation that increased to 16.5 percent in April 2024 compared to 10.1 percent in March 2024. Specifically, Dried Kapenta (Mukene) prices increased by 28.8 percent in April 2024 compared to 6.9 percent in March 2024 and Fresh Tilapia prices increased by 15.6 percent in April 2024 compared to 5.8 percent recorded in March 2024. Refined oil prices registered minus 8.6 percent in April 2024 compared to minus 14.1 percent recorded in March 2024 and Local chicken prices increased by 3.6 percent in April 2024 compared to 0.3 percent recorded in March 2024. Additionally, Annual Services Inflation increased at a slower rate of 5.4 percent in the year ending April 2024 compared to 5.5 percent registered in the year ended March 2024. This was mainly due to the increase in the prices of Domestic flights by 14.5 percent in the year ending April 2024 compared to 5.5 percent registered in the year ended March 2024. Hotel and Lodging Accommodation Services Inflation increased to 7.6 percent in the year ending April 2024 compared to 1.9 percent registered in the year ended March 2024.

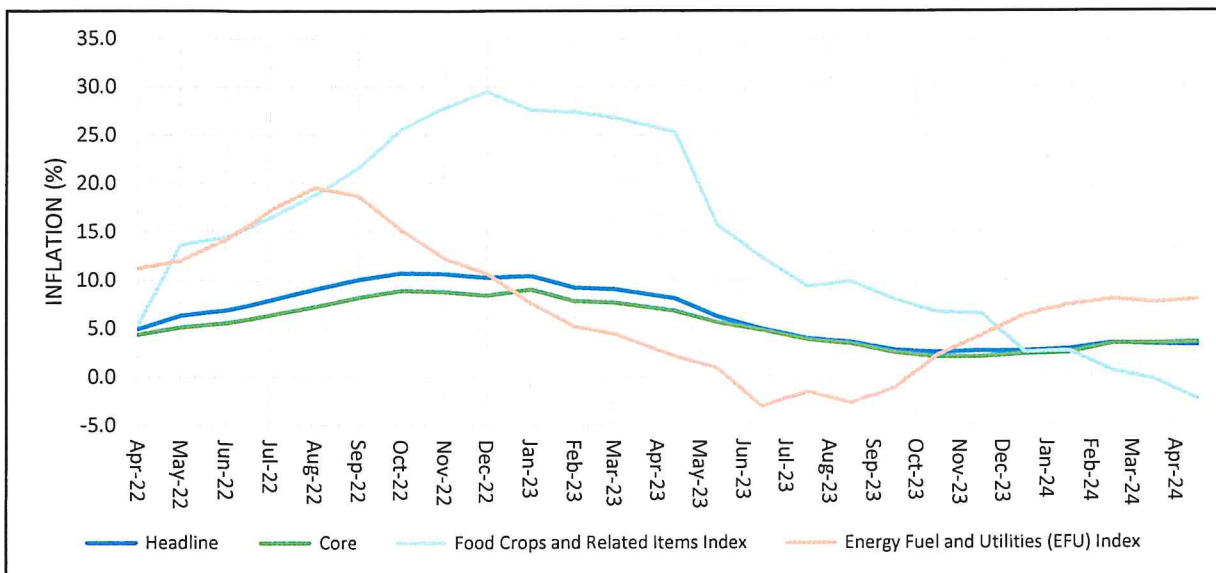
Annual Energy Fuel and Utilities (EFU) Inflation increased to 7.9 percent in the year ending April 2024 compared to 7.6 percent registered in the year ended March 2024. This was due to the increase in Electricity charges by 1.4 percent in April 2024 compared to minus 1.0 percent in March 2024, Petrol prices increased by 6.9 percent in the year ending April 2024 compared to 5.4 percent in the year ended March 2024 and Charcoal prices increased by 18.8 percent in the year ending April 2024 compared to 17.7 percent in the year ended March 2024.

Annual Food Crops and Related Items Inflation decreased to minus 2.4 percent in the year ending April 2024 compared to minus 0.4 percent registered in the year ended March 2024. This was mainly attributed to the decrease in prices of Cooking Bananas by minus 11.7 percent in the year ending April 2024 compared to 8.2 percent registered in March 2024. Dry Beans prices decreased by minus 8.5 percent in the year ending April 2024 compared to minus 3.4 percent registered in March 2024. Sweet Potatoes prices decreased by minus 19.9 percent in the year ending April 2024 compared to minus 12.0 percent registered in March 2024.

Table 1: Annual Headline, Core, Food Crops and EFU Inflation for March 2024 and April 2024.

Description	Weights	March 2024	April 2024
Headline	1000.00	3.3	3.2
Core	839.62	3.4	3.5
Other Goods	455.51	1.6	2.0
Services	384.11	5.5	5.4
Food Crops and Related Items	95.10	-0.4	-2.4
Energy Fuel and Utilities (EFU)	65.28	7.6	7.9

Figure 1: Annual Headline, Core, Food crops and EFU Inflation: April 2022 – April 2024.



The overall Annual Consumer Price Indices for the 12 months to April 2024 are shown in Table 2 below.

Table 2: Overall Annual CPI and Inflation (Base: 2016/17=100)

Month	Overall CPI	Annual Inflation
April 2024	131.53	3.2
March 2024	131.03	3.3
February 2024	130.37	3.4
January 2024	129.71	2.8
December 2023	129.67	2.6
November 2023	129.50	2.6
October 2023	129.20	2.4
September 2023	128.46	2.7
August 2023	127.51	3.5
July 2023	126.76	3.9
June 2023	126.79	4.9
May 2023	127.13	6.2
April 2023	127.47	8.0
March 2023	126.87	9.0

Godfrey Nabongo
FOR: EXECUTIVE DIRECTOR/CHIEF STATISTICIAN

Key Annual Inflation Drivers

Annual Services Inflation

Year ended March 2024 at 5.5%

- Domestic flights charges 5.5%
- Hotel and Lodging Services 1.9%
- Local brew -4.6%



Year ending April 2024 at 5.4%


- Domestic flights charges 14.5%
- Hotel and Lodging Services 7.6%
- Local brew 6.5%



Annual Food Crops and Related Item

Year ended March 2024 at -0.4%

- Matooke 8.2%
- Beans -3.4%
- Sweet potatoes -12.0%
- Pumpkin 9.9%
- Bogoya -1.7%



Year ending April 2024 at -2.4%

- Matooke -11.7%
- Beans -8.5%
- Sweet potatoes -19.9%
- Pumpkin -6.5%
- Bogoya -12.1%



Annual Energy, Fuel and Utilities


Year ended March 2024 at 7.6%

- Electricity -1.0%
- Petrol 5.4%
- Charcoal 17.7%



Year ending April 2024 at 7.9%

- Electricity 1.4%
- Petrol 6.9%
- Charcoal 18.8%



1.2 Annual Inflation by COICOP Divisions

According to the Classification of Individual Consumption According to Purpose (COICOP), the main drivers to the registered inflation were 'Clothing and Footwear' inflation that increased to 3.8 percent in the year ending April 2024 compared to 3.1 percent recorded in the year ended March 2024. 'Restaurants and Accommodation Services' inflation increased to 5.2 percent in the year ending April 2024 compared to 4.7 percent registered in the year ended March 2024. 'Housing, Water, Electricity, Gas and Other Fuels' inflation increased to 4.8 percent in the year ending April 2024 compared to 4.5 percent registered in the year ended March 2024. 'Health' inflation increased to 7.2 percent for the year ending April 2024 compared to 6.7 percent registered for the year ended March 2024. 'Recreation, Sport and Culture' inflation increased to 5.4 percent in the year ending April 2024 compared to 5.0 percent registered in the year ended March 2024. 'Alcoholic Beverages, Tobacco and Narcotics' inflation increased to 3.7 percent for the year ending April 2024 compared to 3.5 percent registered for the year ended March 2024. 'Furnishings, Household Equipment and Routine Household' inflation increased to 2.9 percent in the year ending April 2024 compared to 2.8 percent registered in the year ended March 2024. 'Education Services' inflation registered 11.1 percent in the year ending April 2024 the same rate registered in the year ended March 2024

The Information and communication' inflation was registered at 1.5 percent in the year ending April 2024 compared to 1.8 percent recorded for the year ended March 2024. 'Transport' inflation slowed down to 2.9 percent in the year ending April 2024 compared to 3.1 percent registered in the year ended March 2024. 'Personal Care, Social Protection and Miscellaneous Goods' inflation slowed down to 5.3 percent in the year ending April 2024 compared to 5.9 percent registered in the year ended March 2024. 'Food and Non-Alcoholic Beverages' inflation decreased to minus 0.8 percent in the year ending April 2024 compared to minus 0.5 percent registered in the year ended March 2024. 'Insurance and Financial Services' inflation slowed down to 4.6 percent in the year ending April 2024 compared to 9.0 percent registered in the year ended March 2024, see Table 3 below.

Table 3: Annual Changes in the Consumer Price Indices for the COICOP Divisions.

13 COICOP Divisions	Weight	Annual % Change March 2023-March 2024	Annual % Change April 2023-April 2024
Food and Non-Alcoholic Beverages	270.54	-0.5	-0.8
Alcoholic Beverages, Tobacco and Narcotics	38.80	3.5	3.7
Clothing and Footwear	69.77	3.1	3.8
Housing, Water, Electricity, Gas and Other Fuels	104.16	4.5	4.8
Furnishings, Household Equipment and Routine Household	48.37	2.8	2.9
Health	47.47	6.7	7.2
Transport	104.55	3.1	2.9
Information and Communication	44.32	1.8	1.5
Recreation, Sport and Culture	49.85	5.0	5.4
Education Services	57.96	11.1	11.1
Restaurants and Accommodation Services	87.38	4.7	5.2
Insurance and Financial Services	22.80	9.0	4.6
Personal Care, Social Protection and Miscellaneous Goods	54.04	5.9	5.3
Overall	1,000.0	3.3	3.2

1.3 Monthly Inflation.

The Monthly Headline Inflation for April 2024 increased by 0.4 percent from the 0.5 percent rise registered for the month of March 2024, Table 4 below.

The main driver was the monthly Food Crops and Related Items Inflation that increased by 2.0 percent in April 2024 from the 2.3 percent rise recorded in March 2024. This was mainly due to monthly Vegetables, Tubers, Plantains, Cooking Bananas and Pulses Inflation that increased by 1.8 percent in April 2024 from the 0.5 percent rise recorded in March 2024. Specifically, Irish potatoes prices increased by 24.5 percent in April 2024 from the 4.6 percent rise recorded in March 2024 and Onions prices increased by 19.8 percent in April 2024 from the 16.2 percent rise recorded in March 2024. In addition, Pineapple prices increased by 27.3 percent in April 2024 from the 0.6 percent rise recorded in March 2024 and monthly Mango prices increased by 6.7 percent in April 2024 from the 21.2 percent rise recorded in March 2024.

In addition, Core Inflation increased by 0.2 percent in April 2024 from the 0.4 percent rise registered in March 2024. The main driver for the rise in Core Inflation was monthly Services Inflation that recorded a 0.3 percent rise in April 2024 from the 0.7 percent rise recorded in March 2024. Additionally, monthly Other Goods Inflation registered an increase of 0.2 percent in April 2024 from the 0.1 percent rise recorded in March 2024.

Monthly Energy Fuel and Utilities (EFU) Inflation recorded a rise of 0.2 percent in April 2024 from the 0.4 percent drop registered in March 2024. The rise in EFU inflation was mainly due to monthly Electricity charges that increased by 2.0 percent in April 2024 from the 0.0 percent recorded in March 2024. In addition, Petrol prices increased by 0.4 percent in April 2024 from the 0.3 percent drop recorded in March 2024, Diesel prices registered an increase of 1.4 percent in April 2024 from the 0.4 percent rise recorded in March 2024 and Firewood prices increased by 0.8 percent in April 2024 from the 1.8 percent drop recorded in March 2024. However, Charcoal prices decreased by 1.5 percent in April 2024 from the 1.8 percent drop recorded in March 2024.

Table 4: Monthly Headline, Core, Food Crops and EFU Inflation for March 2024 and April 2024.

Description	Weights	March 2024	April 2024
Headline	1000.00	0.5	0.4
Core	839.62	0.4	0.2
Other Goods	455.51	0.1	0.2
Services	384.11	0.7	0.3
Food Crops and Related Items	95.10	2.3	2.0
Energy Fuel and Utilities (EFU)	65.28	-0.4	0.2

The overall monthly Consumer Price Indices and Inflation from March 2024 to April 2024 are shown in Table 5 below.

Table 5: Overall Monthly CPI and Rates of Inflation (Base: 2016/17=100)

Month	Overall CPI	Monthly Inflation Rate
April 2024	131.53	0.4
March 2024	131.03	0.5
February 2024	130.37	0.5
January 2024	129.71	0.0
December 2023	129.67	0.1
November 2023	129.50	0.2
October 2023	129.20	0.6
September 2023	128.46	0.7
August 2023	127.51	0.6
July 2023	126.76	-0.0
June 2023	126.79	-0.3
May 2023	127.13	-0.3
April 2023	127.47	0.5
March 2023	126.87	0.7


1.4 Monthly Inflation by COICOP Divisions

According to the Classification of Individual Consumption According to Purpose (COICOP), the main drivers to the registered monthly inflation were monthly Food and Non-Alcoholic Beverages that recorded 0.7 percent rise for the month of April 2024 from 0.4 percent increase recorded in March 2024. Monthly Transport inflation increased by 0.6 percent in April 2024, same rate registered in March 2024. Monthly Clothing and Footwear Inflation increased by 0.6 percent in April 2024 from the 0.5 percent rise recorded in March 2024. Monthly Housing, Water, Electricity, Gas and Other Fuels Inflation increased by 0.3 percent in April 2024 from the 0.1 percent drop recorded in March 2024. Monthly Health inflation increased by 0.5 percent in April 2024 from the 0.6 percent rise recorded in March 2024. Monthly Information and communication inflation increased by 0.7 percent in April 2024 from the 0.3 percent rise recorded in March 2024. Monthly Furnishings, Household Equipment and Routine Household Inflation increased by 0.3 percent in April 2024 from the 0.1 percent rise recorded in March 2024. Monthly Insurance and Financial Services inflation registered 0.0 percent in April 2024 from the 3.1 percent rise recorded in March 2024. Monthly Alcoholic Beverages, Tobacco and Narcotics inflation registered 0.0 percent in April 2024 from the 1.2 percent rise registered in March 2024. Monthly Restaurants and Accommodation Services inflation registered 0.0 percent in April 2024 from the 0.4 percent rise recorded in March 2024. Monthly Personal Care, Social Protection and Miscellaneous Goods inflation registered 0.0 percent in April 2024 from the 0.2 percent rise recorded in March 2024.

However, Monthly Recreation, Sport and Culture inflation decreased by 0.1 percent in April 2024 from the 2.2 percent rise recorded in March 2024. see Table 6 below.

Table 6: Monthly Changes in the Consumer Price Indices for the COICOP Divisions.

13 COICOP Divisions	Weight	Monthly %Change February 2024-March 2024	Monthly % Change March 2024-April 2024
Food and Non-Alcoholic Beverages	270.54	0.4	0.7
Alcoholic Beverages, Tobacco and Narcotics	38.8	1.2	0.0
Clothing and Footwear	69.77	0.5	0.6
Housing, Water, Electricity, Gas and Other Fuels	104.16	-0.1	0.3
Furnishings, Household Equipment and Routine Household	48.37	0.1	0.3
Health	47.47	0.6	0.5
Transport	104.55	0.6	0.6
Information and Communication	44.32	0.3	0.7
Recreation, Sport and Culture	49.85	2.2	-0.1
Education Services	57.96	0.0	0.0
Restaurants and Accommodation Services	87.38	0.4	0.0
Insurance and Financial Services	22.8	3.1	0.0
Personal Care, Social Protection and Miscellaneous Goods	54.04	0.2	0.0
Overall	1,000.00	0.5	0.4




Key Monthly Inflation Drivers

Monthly Services Inflation

March 2024 at 0.7%

- Domestic Flights 1.5%
- Hotel, lodging & accommodation services 0.5%
- TV & Radio fees 0.0%
- International Flights -2.5%



April 2024 at 0.3%

- Domestic Flights 10.8%
- Hotel, lodging & accommodation services 4.7%
- TV & Radio fees 4.2%
- International Flights 2.6%



Monthly Food Crops and Related Items

March 2024 at 2.3%

- Irish Potatoes 4.6%
- Round Onions 16.2%
- Pineapple 0.6%
- Mangoes 21.2%
- Tomatoes -0.3%



April 2024 at 2.0%

- Irish Potatoes 24.5%
- Round Onions 19.8%
- Pineapple 27.3%
- Mangoes 6.7%
- Tomatoes 2.3%



Monthly Energy, Fuel and Utilities

March 2024 at -0.4%

- Electricity charges 0.0%
- Petrol -0.3%
- Diesel 0.4%
- Firewood -1.8%



April 2024 at 0.2%

- Electricity charges 2.0%
- Petrol 0.4%
- Diesel 1.4%
- Firewood 0.8%



Relative to April 2023 and March 2024, the national average retail prices of selected commodities in April 2024 are shown in Table 7 below.

Table 7: National Average Retail Prices of Selected Commodities

Commodity Name	Quantity	Unit of Measure	Average Price April 2023	Average Price March 2024	Average Price April 2024
Mukene	1	Kg	15,271	16,738	18,831
Laundry bar soap	1	Kg	6,371	5,790	5,866
Refined oil	1	Litre	9,442	8,579	8,882
Irish Potatoes	1	Kg	2,295	1,828	2,095
Onions	1	Kg	2,880	4,950	5,852
Pineapple	1	Kg	1,462	1,456	1,805
Tomatoes	1	Kg	2,694	2,523	2,571
Petrol	1	Litre	5,086	5,435	5,457
Diesel	1	Litre	5,089	5,030	5,117

1.6 Annual Headline Inflation by CPI Geographical Center

Analysis by geographical areas and income groups revealed that Kampala High Income Centre registered the highest inflation of 4.5 percent for the 12 months to April 2024 compared to 4.2 percent recorded in March 2024. This was mainly driven by Annual 'Food and Non-Alcoholic Beverages' inflation that increased to 1.0 percent in April 2024 compared to 0.2 percent registered in March 2024. In addition, Annual 'Housing, Water, Electricity, Gas and Other Fuels' inflation increased to 2.6 percent in April 2024 compared to 1.5 percent registered in March 2024, see Figure 2 below.

The second highest Annual Inflation was registered in Fort Portal Centre at 3.4 percent for the year ending April 2024 compared to 5.0 percent recorded in March 2024. This was mainly driven by Annual 'Clothing and Footwear' inflation that increased to 7.1 percent in April 2024 compared to 4.4 percent registered in March 2024. In addition, Annual 'Recreation, Sport and Culture' inflation increased to 5.5 percent in April 2024 compared to 2.1 percent registered in March 2024.

The least Annual Inflation was registered in Mbale Centre at 1.4 percent for the year ending April 2024 same rate recorded in March 2024. This was mainly due to the annual 'Insurance and Financial Services' inflation that registered 1.9 percent in April 2024 compared to 7.4 percent registered in March 2024. In addition, Annual 'Furnishings, Household Equipment and Routine Household Maintenance' inflation registered 7.4 percent in April 2024 compared to 10.1 percent registered in March 2024.

Figure 2: Annual Inflation by CPI Geographical Center for the 12 months to March 2024 and April 2024

