

UGANDA BUREAU OF STATISTICS

PPRODUCER PRICE INDICES FOR MANUFACTURING AND UTILITIES

April – July 2017

PRESS RELEASE



Producer Price Index for Manufacturing and Utility

Introduction

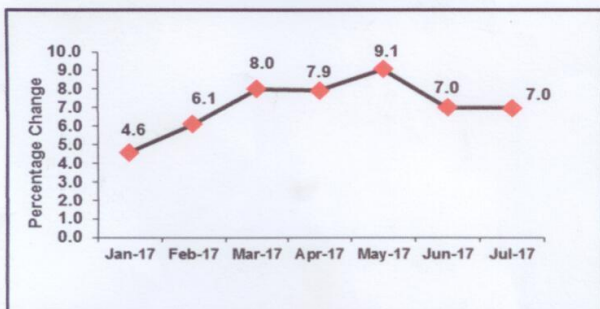
The PPI for Uganda reports the price indices with reference to July 2009 to June 2010, the base period. This publication shows the Producer Price changes since January 2017, on annual and monthly basis and two sub-sectors of the industry – Manufacturing and Utility (M&U).

HIGHLIGHTS

Annual Producer Price for Manufacturing and Utility rose by 7.0%

The Producer prices for manufactured goods and utilities increased by 7.0 % for the year ending July 2017 compared to the year ended July 2016. Similarly, for the year ending June 2017, the producer prices for manufactured goods and utilities registered an increase in prices by 7.0% compared to the year ended June 2016.

Figure 1: Annual Trend in PPI-M &U January – July 2017



Main Contributors to the 7.0% Annual increase

This annual price increase is influenced by the price increases in the two sectors:

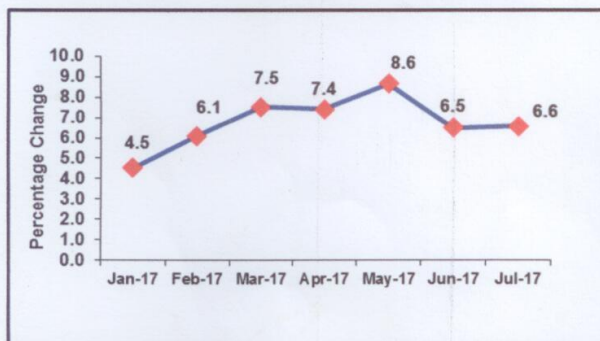
- Manufacturing by 6.6 %
- Utility by 11.9%.

Producer Price Index for Manufacturing

Annual Producer Price for Manufacturing Sector Increased by 6.6%

The Producer prices for manufactured goods increased by 6.6 % for the year ending July 2017 compared to the year ended July 2016. Similarly, for the year ending June 2017, the producer prices for manufactured goods registered an increase in prices by 6.5% compared to the year ended June 2016.

Figure 2: Annual Trend in PPI-Manufacturing January – July 2017



Main Contributors to the 6.6% Annual increase

Notable increases were in the following sectors:

- Processed Food by 9.4% mainly due to a rise in prices of Grain milling products by 25.1%, Vegetable Oil by 6.7%, Sugar by 15.5%, Processed Tea by 15.9% and Processed Fish by 11.60%.
- Beverages by 3.5% mainly due to a rise in prices of Soft drinks 5.6% and Blended Spirits by 9.6%
- Chemical Products by 5.0% mainly due to a rise in prices of Soap and Detergent Products by 6.0%, and Paint and Varnishes by 2.6%.
- Manufacture of made-up textiles 11.4%
- Leather Products by 10.9% mainly due to a rise in prices of Dressing Leather by 11.0%.
- Basic Metal Products by 10.8% mainly due to a rise in prices of Basic Iron and Steel products by 10.8%.

However, in the same period, prices for Wearing apparels groups registered annual declines of 0.8%.

Monthly Changes

The Producer prices for manufactured goods increased by 0.8% in July 2017 following a previous decrease of 1.0% in June 2017. The increase in prices registered in July 2017 were mainly due to a rise in prices of Processed Food by 1.0%, Basic Metal Products by 0.9%, Non Metallic Mineral Products by 0.3%, and Pharmaceutical products by 0.5% and Fabricated Metal Products by 3.0%.

Monthly Changes - Local

Prices of Manufactured goods produced for consumption in the Domestic Market increased by 0.8 in July 2017 following a previous decrease of 0.9% in June 2017. The price increase registered in July was mainly due a rise in prices of processed foods by 1.6%, Non Metallic Mineral Products by 0.3%, Basic Metal Products by 0.9%, Non Metallic Mineral Products by 0.3%, and Pharmaceutical products by 0.5%.

Monthly Changes - Exports

Prices of Manufactured Products for Export registered an increase of 0.9% in July 2017 following a previous decrease of 1.2% in June 2017. The price increase registered in July 2017 was mainly due to a rise in prices of processed food products 0.3%, Non Metallic Mineral Products by 0.3% and Leather products by 10.4%.

Figure 3: Monthly Changes in PPI-M Domestic and Export



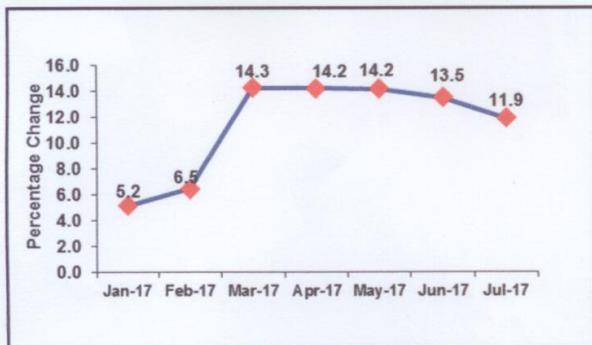
Producer Price Index for Utility

HIGHLIGHTS

Annual Producer Prices for Utility Increased by 11.9%

The Producer prices for utilities increased by 11.9% for the year ending July 2017 compared to the year ended July 2016. Similarly, for the year ending June 2017, the producer prices for utilities registered an increase in prices by 13.5% compared to the year ended June 2017.

Figure 4: Annual Trend in PPI-Utility January – July 2017



Main Contributors to the 11.9% Annual increase

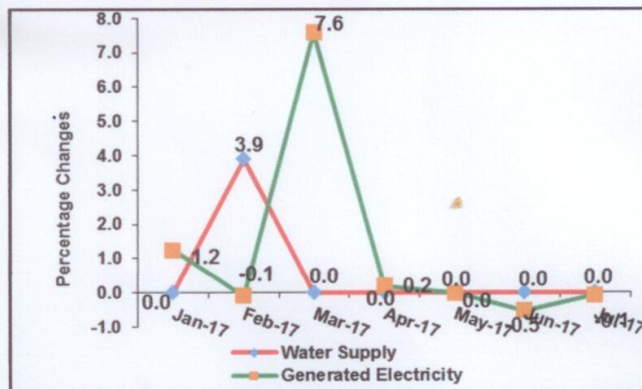
The annual price increase is influenced by the price increases in the two sub-sectors:

- Generated Electricity by 14.4%
- Water Supply by 3.9%

Monthly Changes

The Producer prices for utilities decreased by 0.1% in July 2017 following a previous decrease of 0.4% in June 2017. The decrease in prices registered in July 2017 was mainly due to a fall in prices of generated Electricity by 0.1%.

Figure 5: Monthly Changes in PPI-Utility



Imelda Atai Musana
For: Executive Director

Wednesday 20th September, 2017

ISSUE (Monthly)

58th Issue September 2017

Expected Release Date

3rd of Week August 2017

Actual Release Date

20th September, 2017

For More Information Contact

Peter Opio
Head Business & Industry

Tel: 041-237550/371945/0414706016/15 Fax: 041-237553
Email: ubos@ubos.org Mobile: 0782319690
Website: www.ubos.org

Statistics House
Plot 9, Colville Street, P.O. Box 7186, Kampala

Table 1a: Producer Price Indices Manufacturing and Utilities (Combined) up to July 2017

(Base period: July 2009 to June 2010=100)

Industry Group	Weight	Jan-17	Feb-17	Mar-17	Apr-17	May-17	Jun-17	Jul-17
PPI-MANUFACTURING AND UTILITIES (PPI -M&U)	1000.0000	180.88	181.74	183.99	183.36	184.76	182.95	184.34
PPI-MANUFACTURING	921.4001	181.65	182.46	184.04	183.33	184.86	182.95	184.48
PPI-UTILITIES	78.5999	171.90	173.29	183.43	183.70	183.67	182.89	182.77
PPI-MANUFACTURING	921.4001	181.65	182.46	184.04	183.33	184.86	182.95	184.48
MANUFACTURE OF FOOD PRODUCTS	364.9595	202.26	204.16	205.05	203.74	206.27	203.96	206.06
MANUFACTURE OF BEVERAGES	77.5074	165.51	165.30	167.03	167.31	167.37	167.25	167.38
MANUFACTURE OF TOBACCO PRODUCTS	25.3437	134.59	133.92	134.30	134.85	134.99	134.08	129.37
MANUFACTURE OF TEXTILES	19.2250	205.27	207.17	227.98	219.27	219.27	219.27	219.27
MANUFACTURE OF WEARING APPAREL	55.2433	205.11	204.35	207.89	201.39	201.39	201.39	201.39
MANUFACTURE OF LEATHER & RELATED PRODUCTS	15.9171	196.53	202.89	202.50	200.51	215.65	203.89	222.26
MANUFACTURE OF WOOD AND PRODUCTS OF WOOD, CORK, EXCEPT FURNITURE	7.3163	159.35	159.36	159.46	159.61	162.17	161.90	161.99
MANUFACTURE OF PAPER & PAPER PRODUCTS	15.8581	184.07	181.87	182.68	183.48	183.59	182.18	182.62
PRINTING AND REPRODUCTION OF RECORDED MEDIA	25.3293	156.27	156.27	157.41	157.46	159.31	159.04	159.06
MANUFACTURE OF CHEMICALS & CHEMICAL PRODUCTS	72.4873	165.38	161.95	162.78	169.70	169.74	165.72	165.38
MANUFACTURE OF PHARMACEUTICALS, MEDICINAL CHEMICAL & BOTANICAL PRODUCTS	23.7359	180.00	179.64	179.14	181.48	182.06	175.85	176.69
MANUFACTURE OF RUBBER & PLASTIC PRODUCTS	26.4550	155.54	155.55	155.70	155.72	155.72	155.72	155.28
MANUFACTURE OF OTHER NON-METALLIC MINERAL PRODUCTS	137.5502	137.43	137.19	137.32	138.51	136.62	135.65	136.09
MANUFACTURE OF BASIC METALS	14.5342	150.68	153.72	156.85	157.26	155.69	155.55	156.97
MANUFACTURE OF FABRICATED METAL PRODUCTS, EXCEPT MACHINERY AND EQUIPMENT	10.8306	160.58	161.03	158.42	155.45	154.29	154.10	158.70
MANUFACTURE OF ELECTRICAL EQUIPMENT	15.2395	155.85	155.69	155.78	155.91	155.93	155.82	155.86
MANUFACTURE OF FURNITURE	13.8675	154.79	156.87	157.97	159.57	159.57	159.57	159.57
MANUFACTURE OF FOOD PRODUCTS	364.9595	202.26	204.16	205.05	203.74	206.27	203.96	206.06
Processing and Preserving of meat	8.2191	220.04	220.04	220.04	226.77	230.18	230.18	230.18
Processing & Preserving of Fish, Crustaceans and Mollusca	19.8991	304.48	313.92	317.58	309.19	309.86	309.97	311.93
Manufacture of Vegetable and Animal Oils and Fats	79.4212	215.35	215.00	215.94	210.39	213.46	211.58	213.34
Manufacture of Dairy Products	5.6247	137.29	140.16	140.54	140.73	141.58	141.58	141.58
Manufacture of Grain Milling products	82.1135	148.01	153.11	154.73	158.33	164.16	166.52	175.66
Manufacture of Bakery products	25.1972	160.99	160.99	161.18	161.69	161.69	161.69	162.63
Manufacture of Sugar	56.6449	191.74	194.09	195.94	198.88	203.53	202.76	202.83
Coffee Processing	46.3508	206.71	205.88	203.82	201.07	202.09	197.53	196.19
Tea Processing	28.5878	137.05	139.42	139.48	145.59	149.42	151.18	154.36
Manufacture of Prepared Animal Feeds	12.9014	290.30	290.02	290.13	291.47	288.98	263.78	263.78
MANUFACTURE OF BEVERAGES	77.5074	165.51	165.30	167.03	167.31	167.37	167.25	167.38
Distilling, rectifying and blending of spirits	2.6056	160.74	163.68	163.56	164.77	164.77	172.43	172.70
Manufacture of Malt Liquors and Malt	32.1741	159.58	159.58	159.58	159.58	159.58	159.58	159.58
Manufacture of Soft Drinks, Production of Mineral waters and Other bottled waters	42.7276	170.26	169.69	172.71	173.13	173.24	172.54	172.77
MANUFACTURE OF TOBACCO PRODUCTS	25.3437	134.59	133.92	134.30	134.85	134.99	134.08	129.37
Manufacture of Tobacco Products	25.3437	134.59	133.92	134.30	134.85	134.99	134.08	129.37
MANUFACTURE OF TEXTILES	19.2250	205.27	207.17	227.98	219.27	219.27	219.27	219.27
Manufacture of made-up textile articles, except apparel	19.2250	205.27	207.17	227.98	219.27	219.27	219.27	219.27
MANUFACTURE OF WEARING APPAREL	55.2433	205.11	204.35	207.89	201.39	201.39	201.39	201.39
Manufacture of wearing apparel, except fur apparel	55.2433	205.11	204.35	207.89	201.39	201.39	201.39	201.39

Industry Group	Weight	Jan-17	Feb-17	Mar-17	Apr-17	May-17	Jun-17	Jul-17
MANUFACTURE OF LEATHER & RELATED PRODUCTS	15.9171	196.53	202.89	202.50	200.51	215.65	203.89	222.26
Tanning and dressing of leather; dressing and dyeing of fur	11.8440	205.30	212.36	211.89	209.45	227.39	213.18	235.25
Manufacture of footwear	4.0731	164.73	168.10	168.10	168.10	170.03	170.03	170.03
MANUFACTURE OF WOOD AND PRODUCTS OF WOOD, CORK, EXCEPT FURNITURE	7.3163	159.35	159.36	159.46	159.61	162.17	161.90	161.99
Manufacture of Builders' Carpentry & Joinery	7.3163	159.35	159.36	159.46	159.61	162.17	161.90	161.99
MANUFACTURE OF PAPER & PAPER PRODUCTS	15.8581	184.07	181.87	182.68	183.48	183.59	182.18	182.62
Manufacture of pulp, paper and paperboard	9.0679	212.85	209.87	211.10	212.19	212.56	210.79	211.38
Manufacture of corrugated paper and paperboard and of containers of paper and paperboard	2.9305	127.03	126.41	125.53	125.62	125.62	125.62	125.62
Manufacture of other articles of paper and paperboard	3.8598	130.46	130.34	130.41	130.51	128.62	127.48	127.54
PRINTING AND REPRODUCTION OF RECORDED MEDIA	25.3293	156.27	156.27	157.41	157.46	159.31	159.04	159.06
Printing	25.3293	156.27	156.27	157.41	157.46	159.31	159.04	159.06
MANUFACTURE OF CHEMICALS & CHEMICAL PRODUCTS	72.4873	165.38	161.95	162.78	169.70	169.74	165.72	165.38
Manufacture of paints, varnishes and similar coatings, printing ink and mastics	10.0649	148.09	148.91	150.19	150.28	150.38	150.38	150.38
Manufacture of Soap, Detergents, cleaning and Polishing preparations	49.9666	173.26	168.45	169.37	178.47	178.51	173.83	173.44
Manufacture of Other chemical Products n.e.c	12.4559	143.08	143.01	143.05	143.10	143.10	139.50	139.10
MANUFACTURE OF PHARMACEUTICALS, MEDICINAL CHEMICAL & BOTANICAL PRODUCTS	23.7359	180.00	179.64	179.14	181.48	182.06	175.85	176.69
Manufacture of Pharmaceuticals, medicinal chemical and botanical products	23.7359	180.00	179.64	179.14	181.48	182.06	175.85	176.69
MANUFACTURE OF RUBBER & PLASTIC PRODUCTS	26.4550	155.54	155.55	155.70	155.72	155.72	155.72	155.28
Manufacture of Plastic products	26.4550	155.54	155.55	155.70	155.72	155.72	155.72	155.28
MANUFACTURE OF OTHER NON-METALLIC MINERAL PRODUCTS	137.5502	137.43	137.19	137.32	138.51	136.62	135.65	136.09
Manufacture of Clay Building Materials	58.2410	122.14	122.14	122.14	121.46	119.64	119.71	120.71
Manufacture of Cement, Lime and Plaster	60.1213	149.77	149.30	149.57	149.96	147.43	145.48	145.70
Manufacture of Articles of Concrete, cement and plaster	19.1880	136.59	136.59	136.59	144.83	144.83	144.83	144.83
MANUFACTURE OF BASIC METALS	14.5342	150.68	153.72	156.85	157.26	155.69	155.55	156.97
Manufacture of basic iron and steel	14.5342	150.68	153.72	156.85	157.26	155.69	155.55	156.97
MANUFACTURE OF FABRICATED METAL PRODUCTS, EXCEPT MACHINERY AND EQUIPMENT	10.8306	160.58	161.03	158.42	155.45	154.29	154.10	158.70
Manufacture of Other Fabricated Metals n.e.c	10.8306	160.58	161.03	158.42	155.45	154.29	154.10	158.70
MANUFACTURE OF ELECTRICAL EQUIPMENT	15.2395	155.85	155.69	155.78	155.91	155.93	155.82	155.86
Manufacture of Batteries and Accumulators	4.3838	168.99	168.99	168.99	168.99	168.99	168.99	168.99
Manufacture of other electronic and electric wires and cables	10.8557	149.87	149.62	149.76	149.96	149.99	149.82	149.87
MANUFACTURE OF FURNITURE	13.8675	154.79	156.87	157.97	159.57	159.57	159.57	159.57
Manufacture of Furniture	13.8675	154.79	156.87	157.97	159.57	159.57	159.57	159.57
PPI-UTILITIES	78.5999	171.90	173.29	183.43	183.70	183.67	182.89	182.77
Water collection, treatment and supply	18.2838	168.60	175.17	175.17	175.17	175.17	175.17	175.17
Electricity power generation, transmission and distribution	60.3161	172.88	172.71	185.79	186.14	186.09	185.11	184.96

Table 1b: Annual Changes in Producer Price Indices- Manufacturing and Utilities (Combined) up to July 2017

((Base period: July 2009 to June 2010=100))

Industry Group	Weight	Jan-17	Feb-17	Mar-17	Apr-17	May-17	Jun-17	Jul-17
PPI-MANUFACTURING AND UTILITIES (PPI -M&U)	1000.0000	4.6	6.1	8.0	7.9	9.1	7.0	7.0
PPI-MANUFACTURING	921.4001	4.5	6.1	7.5	7.4	8.6	6.5	6.6
PPI-UTILITIES	78.5999	5.2	6.5	14.3	14.2	14.2	13.5	11.9
PPI-MANUFACTURING	921.4001	4.5	6.1	7.5	7.4	8.6	6.5	6.6
MANUFACTURE OF FOOD PRODUCTS	364.9595	8.4	11.0	12.2	12.0	13.9	10.4	9.4
MANUFACTURE OF BEVERAGES	77.5074	1.4	1.4	3.0	3.7	3.7	3.5	3.5
MANUFACTURE OF TOBACCO PRODUCTS	25.3437	-0.5	-0.4	0.5	2.1	2.1	3.3	1.0
MANUFACTURE OF TEXTILES	19.2250	1.2	3.5	13.9	9.5	9.5	9.5	11.4
MANUFACTURE OF WEARING APPAREL	55.2433	0.5	0.4	2.1	-1.1	-1.0	-1.1	-0.8
MANUFACTURE OF LEATHER & RELATED PRODUCTS	15.9171	-11.0	-3.8	-3.8	-5.6	6.2	0.1	10.9
MANUFACTURE OF WOOD AND PRODUCTS OF WOOD, CORK, EXCEPT FURNITURE	7.3163	3.3	2.9	3.3	3.6	5.2	4.0	4.0
MANUFACTURE OF PAPER & PAPER PRODUCTS	15.8581	-0.7	-0.3	1.6	2.2	3.1	2.0	1.0
PRINTING AND REPRODUCTION OF RECORDED MEDIA	25.3293	3.5	3.5	4.3	4.6	3.8	3.5	3.9
MANUFACTURE OF CHEMICALS & CHEMICAL PRODUCTS	72.4873	4.5	2.5	3.7	8.3	8.1	5.0	5.0
MANUFACTURE OF PHARMACEUTICALS, MEDICINAL CHEMICAL & BOTANICAL PRODUCTS	23.7359	1.3	1.8	2.2	3.8	4.0	0.4	1.2
MANUFACTURE OF RUBBER & PLASTIC PRODUCTS	26.4550	1.7	1.7	1.8	1.7	1.7	1.8	0.4
MANUFACTURE OF OTHER NON-METALLIC MINERAL PRODUCTS	137.5502	0.5	0.6	1.1	2.1	0.5	-0.4	0.9
MANUFACTURE OF BASIC METALS	14.5342	7.4	11.0	13.8	13.9	11.5	9.7	10.8
MANUFACTURE OF FABRICATED METAL PRODUCTS, EXCEPT MACHINERY AND EQUIPMENT	10.8306	2.2	4.1	3.2	0.7	-0.1	-0.5	2.7
MANUFACTURE OF ELECTRICAL EQUIPMENT	15.2395	-4.0	-4.0	-3.6	-3.4	-3.4	1.6	1.6
MANUFACTURE OF FURNITURE	13.8675	4.2	5.6	6.3	6.6	6.9	6.7	7.8
MANUFACTURE OF FOOD PRODUCTS	364.9595	8.4	11.0	12.2	12.0	13.9	10.4	9.4
Processing and Preserving of meat	8.2191	-0.2	-1.3	1.4	4.5	5.9	6.3	5.8
Processing & Preserving of Fish, Crustaceans and Mollusca	19.8991	15.0	31.2	32.3	27.8	28.6	19.9	11.6
Manufacture of Vegetable and Animal Oils and Fats	79.4212	8.1	7.9	9.1	6.1	8.5	7.3	6.7
Manufacture of Dairy Products	5.6247	0.8	3.5	3.7	3.9	4.5	4.5	8.3
Manufacture of Grain Milling products	82.1135	0.0	4.7	6.3	9.8	15.1	17.9	25.1
Manufacture of Bakery products	25.1972	1.7	1.7	0.5	0.8	0.7	0.7	1.3
Manufacture of Sugar	56.6449	8.1	10.7	14.1	19.3	21.0	16.6	15.5
Coffee Processing	46.3508	13.3	11.7	10.9	10.0	12.6	4.8	2.6
Tea Processing	28.5878	4.1	4.5	7.2	17.2	17.8	18.2	15.9
Manufacture of Prepared Animal Feeds	12.9014	8.3	8.2	8.2	8.8	7.8	-1.6	-1.6
MANUFACTURE OF BEVERAGES	77.5074	1.4	1.4	3.0	3.7	3.7	3.5	3.5
Distilling, rectifying and blending of spirits	2.6056	2.6	4.4	4.9	5.8	6.8	11.7	9.6
Manufacture of Malt Liquors and Malt	32.1741	0.0	0.0	0.0	0.0	0.0	0.0	0.0
Manufacture of Soft Drinks, Production of Mineral waters and								

Industry Group	Weight	Jan-17	Feb-17	Mar-17	Apr-17	May-17	Jun-17	Jul-17
MANUFACTURE OF TOBACCO PRODUCTS	25.3437	-0.5	-0.4	0.5	2.1	2.1	3.3	1.0
Manufacture of Tobacco Products	25.3437	-0.5	-0.4	0.5	2.1	2.1	3.3	1.0
MANUFACTURE OF TEXTILES	19.2250	1.2	3.5	13.9	9.5	9.5	9.5	11.4
Manufacture of made-up textile articles, except apparel	19.2250	1.2	3.5	13.9	9.5	9.5	9.5	11.4
MANUFACTURE OF WEARING APPAREL	55.2433	0.5	0.4	2.1	-1.1	-1.0	-1.1	-0.8
Manufacture of wearing apparel, except fur apparel	55.2433	0.5	0.4	2.1	-1.1	-1.0	-1.1	-0.8
MANUFACTURE OF LEATHER & RELATED PRODUCTS	15.9171	-11.0	-3.8	-3.8	-5.6	6.2	0.1	10.9
Tanning and dressing of leather; dressing and dyeing of fur	11.8440	-12.4	-4.6	-4.6	-6.6	6.8	-0.3	11.1
Manufacture of footwear	4.0731	-0.4	1.6	1.6	1.6	2.8	2.8	9.2
MANUFACTURE OF WOOD AND PRODUCTS OF WOOD, CORK, EXCEPT FURNITURE	7.3163	3.3	2.9	3.3	3.6	5.2	4.0	4.0
Manufacture of Builders' Carpentry & Joinery	7.3163	3.3	2.9	3.3	3.6	5.2	4.0	4.0
MANUFACTURE OF PAPER & PAPER PRODUCTS	15.8581	-0.7	-0.3	1.6	2.2	3.1	2.0	1.0
Manufacture of pulp, paper and paperboard	9.0679	0.1	0.7	2.9	3.5	4.2	3.0	2.0
Manufacture of corrugated paper and paperboard and of containers of paper and paperboard	2.9305	-3.0	-3.1	-2.9	-2.7	-2.5	-2.8	-3.2
Manufacture of other articles of paper and paperboard	3.8598	-5.7	-5.8	-5.4	-5.3	-2.4	-3.3	-5.3
PRINTING AND REPRODUCTION OF RECORDED MEDIA	25.3293	3.5	3.5	4.3	4.6	3.8	3.5	3.9
Printing	25.3293	3.5	3.5	4.3	4.6	3.8	3.5	3.9
MANUFACTURE OF CHEMICALS & CHEMICAL PRODUCTS	72.4873	4.5	2.5	3.7	8.3	8.1	5.0	5.0
Manufacture of paints, varnishes and similar coatings, printing ink and mastics	10.0649	0.7	1.3	2.1	2.2	2.6	2.6	2.6
Manufacture of Soap, Detergents, cleaning and Polishing preparations	49.9666	4.9	2.2	3.7	9.4	9.1	6.0	6.0
Manufacture of Other chemical Products n.e.c	12.4559	5.2	5.1	5.3	6.1	6.1	0.1	-0.2
MANUFACTURE OF PHARMACEUTICALS, MEDICINAL CHEMICAL & BOTANICAL PRODUCTS	23.7359	1.3	1.8	2.2	3.8	4.0	0.4	1.2
Manufacture of Pharmaceuticals, medicinal chemical and botanical products	23.7359	1.3	1.8	2.2	3.8	4.0	0.4	1.2
MANUFACTURE OF RUBBER & PLASTIC PRODUCTS	26.4550	1.7	1.7	1.8	1.7	1.7	1.8	0.4
Manufacture of Plastic products	26.4550	1.7	1.7	1.8	1.7	1.7	1.8	0.4
MANUFACTURE OF OTHER NON-METALLIC MINERAL PRODUCTS	137.5502	0.5	0.6	1.1	2.1	0.5	-0.4	0.9
Manufacture of Clay Building Materials	58.2410	0.3	-0.4	-0.4	-1.0	-3.0	-3.0	-1.2
Manufacture of Cement, Lime and Plaster	60.1213	0.1	0.7	1.7	2.2	0.4	-1.1	0.2
Manufacture of Articles of Concrete, cement and plaster	19.1880	3.1	2.4	2.3	8.4	7.8	7.7	7.7
MANUFACTURE OF BASIC METALS	14.5342	7.4	11.0	13.8	13.9	11.5	9.7	10.8
Manufacture of basic iron and steel	14.5342	7.4	11.0	13.8	13.9	11.5	9.7	10.8

Industry Group	Weight	Jan-17	Feb-17	Mar-17	Apr-17	May-17	Jun-17	Jul-17
MANUFACTURE OF FABRICATED METAL PRODUCTS, EXCEPT MACHINERY AND EQUIPMENT	10.8306	2.2	4.1	3.2	0.7	-0.1	-0.5	2.7
Manufacture of Other Fabricated Metals n.e.c	10.8306	2.2	4.1	3.2	0.7	-0.1	-0.5	2.7
MANUFACTURE OF ELECTRICAL EQUIPMENT	15.2395	-4.0	-4.0	-3.6	-3.4	-3.4	1.6	1.6
Manufacture of Batteries and Accumulators	4.3838	0.0	0.0	0.0	0.0	0.0	0.0	0.0
Manufacture of other electronic and electric wires and cables	10.8557	-6.0	-6.1	-5.5	-5.2	-5.2	2.6	2.6
MANUFACTURE OF FURNITURE	13.8675	4.2	5.6	6.3	6.6	6.9	6.7	7.8
Manufacture of Furniture	13.8675	4.2	5.6	6.3	6.6	6.9	6.7	7.8
PPI-UTILITIES	78.5999	5.2	6.5	14.3	14.2	14.2	13.5	11.9
Water collection, treatment and supply	18.2838	4.0	8.0	8.0	8.0	8.0	8.0	3.9
Electricity power generation, transmission and distribution	60.3161	5.5	6.0	16.1	16.0	16.0	15.1	14.4

Table 1c: Monthly Changes in Producer Price Indices- Manufacturing and Utilities (Combined), up to July 2017

((Base period: July 2009 to June 2010=100))

Industry Group	Weight	Jan-17	Feb-17	Mar-17	Apr-17	May-17	Jun-17	Jul-17
PPI-MANUFACTURING AND UTILITIES (PPI -M&U)	1000	0.5	0.5	1.2	-0.3	0.8	-1.0	0.8
PPI-MANUFACTURING	921.4001	0.4	0.4	0.9	-0.4	0.8	-1.0	0.8
PPI-UTILITIES	78.5999	1.0	0.8	5.9	0.1	0.0	-0.4	-0.1
PPI-MANUFACTURING	921.4001	0.4	0.4	0.9	-0.4	0.8	-1.0	0.8
MANUFACTURE OF FOOD PRODUCTS	364.9595	0.7	0.9	0.4	-0.6	1.2	-1.1	1.0
MANUFACTURE OF BEVERAGES	77.5074	0.2	-0.1	1.0	0.2	0.0	-0.1	0.1
MANUFACTURE OF TOBACCO PRODUCTS	25.3437	0.2	-0.5	0.3	0.4	0.1	-0.7	-3.5
MANUFACTURE OF TEXTILES	19.2250	0.0	0.9	10.0	-3.8	0.0	0.0	0.0
MANUFACTURE OF WEARING APPAREL	55.2433	0.0	-0.4	1.7	-3.1	0.0	0.0	0.0
MANUFACTURE OF LEATHER & RELATED PRODUCTS	15.9171	-1.8	3.2	-0.2	-1.0	7.6	-5.5	9.0
MANUFACTURE OF WOOD AND PRODUCTS OF WOOD, CORK, EXCEPT FURNITURE	7.3163	0.1	0.0	0.1	0.1	1.6	-0.2	0.1
MANUFACTURE OF PAPER & PAPER PRODUCTS	15.8581	0.3	-1.2	0.4	0.4	0.1	-0.8	0.2
PRINTING AND REPRODUCTION OF RECORDED MEDIA	25.3293	0.0	0.0	0.7	0.0	1.2	-0.2	0.0
MANUFACTURE OF CHEMICALS & CHEMICAL PRODUCTS	72.4873	0.3	-2.1	0.5	4.3	0.0	-2.4	-0.2
MANUFACTURE OF PHARMACEUTICALS, MEDICINAL CHEMICAL & BOTANICAL PRODUCTS	23.7359	-0.1	-0.2	-0.3	1.3	0.3	-3.4	0.5
MANUFACTURE OF RUBBER & PLASTIC PRODUCTS	26.4550	0.5	0.0	0.1	0.0	0.0	0.0	-0.3
MANUFACTURE OF OTHER NON-METALLIC MINERAL PRODUCTS	137.5502	0.1	-0.2	0.1	0.9	-1.4	-0.7	0.3
MANUFACTURE OF BASIC METALS	14.5342	0.9	2.0	2.0	0.3	-1.0	-0.1	0.9
MANUFACTURE OF FABRICATED METAL PRODUCTS, EXCEPT MACHINERY AND EQUIPMENT	10.8306	2.3	0.3	-1.6	-1.9	-0.8	-0.1	3.0
MANUFACTURE OF ELECTRICAL EQUIPMENT	15.2395	0.0	-0.1	0.1	0.1	0.0	-0.1	0.0
MANUFACTURE OF FURNITURE	13.8675	0.2	1.3	0.7	1.0	0.0	0.0	0.0
MANUFACTURE OF FOOD PRODUCTS	364.9595	0.7	0.9	0.4	-0.6	1.2	-1.1	1.0
Processing and Preserving of meat	8.2191	-0.4	0.0	0.0	3.1	1.5	0.0	0.0
Processing & Preserving of Fish, Crustaceans and Mollusca	19.8991	7.2	3.1	1.2	-2.6	0.2	0.0	0.6
Manufacture of Vegetable and Animal Oils and Fats	79.4212	0.6	-0.2	0.4	-2.6	1.5	-0.9	0.8
Manufacture of Dairy Products	5.6247	4.6	2.1	0.3	0.1	0.6	0.0	0.0
Manufacture of Grain Milling products	82.1135	1.8	3.4	1.1	2.3	3.7	1.4	5.5
Manufacture of Bakery products	25.1972	0.5	0.0	0.1	0.3	0.0	0.0	0.6
Manufacture of Sugar	56.6449	1.4	1.2	1.0	1.5	2.3	-0.4	0.0
Coffee Processing	46.3508	-5.8	-0.4	-1.0	-1.4	0.5	-2.3	-0.7
Tea Processing	28.5878	1.5	1.7	0.0	4.4	2.6	1.2	2.1
Manufacture of Prepared Animal Feeds	12.9014	0.0	-0.1	0.0	0.5	-0.9	-8.7	0.0
MANUFACTURE OF BEVERAGES	77.5074	0.2	-0.1	1.0	0.2	0.0	-0.1	0.1
Distilling, rectifying and blending of spirits	2.6056	2.1	1.8	-0.1	0.7	0.0	4.6	0.2
Manufacture of Malt Liquors and Malt	32.1741	0.0	0.0	0.0	0.0	0.0	0.0	0.0
Manufacture of Soft Drinks, Production of Mineral waters and Other bottled waters	42.7276	0.3	-0.3	1.8	0.2	0.1	-0.4	0.1
MANUFACTURE OF TOBACCO PRODUCTS	25.3437	0.2	-0.5	0.3	0.4	0.1	-0.7	-3.5
Manufacture of Tobacco Products	25.3437	0.2	-0.5	0.3	0.4	0.1	-0.7	-3.5
MANUFACTURE OF TEXTILES	19.2250	0.0	0.9	10.0	-3.8	0.0	0.0	0.0
Manufacture of made-up textile articles, except apparel	19.2250	0.0	0.9	10.0	-3.8	0.0	0.0	0.0
MANUFACTURE OF WEARING APPAREL	55.2433	0.0	-0.4	1.7	-3.1	0.0	0.0	0.0
Manufacture of wearing apparel, except fur apparel	55.2433	0.0	-0.4	1.7	-3.1	0.0	0.0	0.0
MANUFACTURE OF LEATHER & RELATED PRODUCTS	15.9171	-1.8	3.2	-0.2	-1.0	7.6	-5.5	9.0
Tanning and dressing of leather; dressing and dyeing of fur	11.8440	-2.1	3.4	-0.2	-1.2	8.6	-6.2	10.4

Industry Group	Weight	Jan-17	Feb-17	Mar-17	Apr-17	May-17	Jun-17	Jul-17
Manufacture of footwear	4.0731	0.0	2.0	0.0	0.0	1.1	0.0	0.0
MANUFACTURE OF WOOD AND PRODUCTS OF WOOD, CORK, EXCEPT FURNITURE	7.3163	0.1	0.0	0.1	0.1	1.6	-0.2	0.1
Manufacture of Builders' Carpentry & Joinery	7.3163	0.1	0.0	0.1	0.1	1.6	-0.2	0.1
MANUFACTURE OF PAPER & PAPER PRODUCTS	15.8581	0.3	-1.2	0.4	0.4	0.1	-0.8	0.2
Manufacture of pulp, paper and paperboard	9.0679	0.3	-1.4	0.6	0.5	0.2	-0.8	0.3
Manufacture of corrugated paper and paperboard and of containers of paper and paperboard	2.9305	0.2	-0.5	-0.7	0.1	0.0	0.0	0.0
Manufacture of other articles of paper and paperboard	3.8598	0.0	-0.1	0.1	0.1	-1.4	-0.9	0.0
PRINTING AND REPRODUCTION OF RECORDED MEDIA	25.3293	0.0	0.0	0.7	0.0	1.2	-0.2	0.0
Printing	25.3293	0.0	0.0	0.7	0.0	1.2	-0.2	0.0
MANUFACTURE OF CHEMICALS & CHEMICAL PRODUCTS	72.4873	0.3	-2.1	0.5	4.3	0.0	-2.4	-0.2
Manufacture of paints, varnishes and similar coatings, printing ink and mastics	10.0649	0.0	0.6	0.9	0.1	0.1	0.0	0.0
Manufacture of Soap, Detergents, cleaning and Polishing preparations	49.9666	0.1	-2.8	0.5	5.4	0.0	-2.6	-0.2
Manufacture of Other chemical Products n.e.c	12.4559	2.3	0.0	0.0	0.0	0.0	-2.5	-0.3
MANUFACTURE OF PHARMACEUTICALS, MEDICINAL CHEMICAL & BOTANICAL PRODUCTS	23.7359	-0.1	-0.2	-0.3	1.3	0.3	-3.4	0.5
Manufacture of Pharmaceuticals, medicinal chemical and botanical products	23.7359	-0.1	-0.2	-0.3	1.3	0.3	-3.4	0.5
MANUFACTURE OF RUBBER & PLASTIC PRODUCTS	26.4550	0.5	0.0	0.1	0.0	0.0	0.0	-0.3
Manufacture of Plastic products	26.4550	0.5	0.0	0.1	0.0	0.0	0.0	-0.3
MANUFACTURE OF OTHER NON-METALLIC MINERAL PRODUCTS	137.5502	0.1	-0.2	0.1	0.9	-1.4	-0.7	0.3
Manufacture of Clay Building Materials	58.2410	0.0	0.0	0.0	-0.6	-1.5	0.1	0.8
Manufacture of Cement, Lime and Plaster	60.1213	0.1	-0.3	0.2	0.3	-1.7	-1.3	0.1
Manufacture of Articles of Concrete, cement and plaster	19.1880	0.0	0.0	0.0	6.0	0.0	0.0	0.0
MANUFACTURE OF BASIC METALS	14.5342	0.9	2.0	2.0	0.3	-1.0	-0.1	0.9
Manufacture of basic iron and steel	14.5342	0.9	2.0	2.0	0.3	-1.0	-0.1	0.9
MANUFACTURE OF FABRICATED METAL PRODUCTS, EXCEPT MACHINERY AND EQUIPMENT	10.8306	2.3	0.3	-1.6	-1.9	-0.8	-0.1	3.0
Manufacture of Other Fabricated Metals n.e.c	10.8306	2.3	0.3	-1.6	-1.9	-0.8	-0.1	3.0
MANUFACTURE OF ELECTRICAL EQUIPMENT	15.2395	0.0	-0.1	0.1	0.1	0.0	-0.1	0.0
Manufacture of Batteries and Accumulators	4.3838	0.0	0.0	0.0	0.0	0.0	0.0	0.0
Manufacture of other electronic and electric wires and cables	10.8557	0.1	-0.2	0.1	0.1	0.0	-0.1	0.0
MANUFACTURE OF FURNITURE	13.8675	0.2	1.3	0.7	1.0	0.0	0.0	0.0
Manufacture of Furniture	13.8675	0.2	1.3	0.7	1.0	0.0	0.0	0.0
PPI-UTILITIES	78.5999	1.0	0.8	5.9	0.1	0.0	-0.4	-0.1
Water collection, treatment and supply	18.2838	0.0	3.9	0.0	0.0	0.0	0.0	0.0
Electricity power generation, transmission and distribution	60.3161	1.2	-0.1	7.6	0.2	0.0	-0.5	-0.1

Table 2a: Producer Prices-Manufacturing- (Local Market) up to July 2017

((Base period: July 2009 to June 2010=100))

Industry Group	Weight	Jan-17	Feb-17	Mar-17	Apr-17	May-17	Jun-17	Jul-17
PPI-M LOCAL	738.5982	166.78	167.70	169.69	171.11	172.48	170.90	172.31
MANUFACTURE OF FOOD PRODUCTS	257.7904	179.33	181.30	182.48	186.57	190.18	187.81	190.85
MANUFACTURE OF BEVERAGES	71.4179	152.11	152.20	154.18	154.23	154.23	154.56	154.57
MANUFACTURE OF TOBACCO PRODUCTS	10.5874	126.73	126.49	126.63	126.83	126.88	126.55	126.65
MANUFACTURE OF TEXTILES	19.2250	205.27	207.17	227.98	219.27	219.27	219.27	219.27
MANUFACTURE OF WEARING APPAREL	55.2433	205.11	204.35	207.89	201.39	201.39	201.39	201.39
MANUFACTURE OF LEATHER & RELATED PRODUCTS	4.0731	164.73	168.10	168.10	168.10	170.03	170.03	170.03
MANUFACTURE OF WOOD AND PRODUCTS OF WOOD, CORK, EXCEPT FURNITURE	7.3163	159.35	159.36	159.46	159.61	162.17	161.90	161.99
MANUFACTURE OF PAPER & PAPER PRODUCTS	12.1340	127.12	126.90	126.67	126.77	126.53	126.14	126.22
PRINTING AND REPRODUCTION OF RECORDED MEDIA	25.3293	156.27	156.27	157.41	157.46	159.31	159.04	159.06
MANUFACTURE OF CHEMICALS & CHEMICAL PRODUCTS	64.5401	149.78	149.89	150.10	158.62	158.63	153.77	153.25
MANUFACTURE OF PHARMACEUTICALS, MEDICINAL CHEMICAL & BOTANICAL PRODUCTS	20.8167	171.72	171.62	170.80	173.43	174.08	166.81	167.70
MANUFACTURE OF RUBBER & PLASTIC PRODUCTS	22.9465	147.69	147.71	147.90	147.87	147.87	147.87	147.31
MANUFACTURE OF OTHER NON-METALLIC MINERAL PRODUCTS	112.7063	132.36	132.36	132.36	133.65	131.10	130.27	130.70
MANUFACTURE OF BASIC METALS	14.5342	150.68	153.72	156.85	157.26	155.69	155.55	156.97
MANUFACTURE OF FABRICATED METAL PRODUCTS, EXCEPT MACHINERY AND EQUIPMENT	10.8306	160.58	161.03	158.42	155.45	154.29	154.10	158.70
MANUFACTURE OF ELECTRICAL EQUIPMENT	15.2395	155.85	155.69	155.78	155.91	155.93	155.82	155.86
MANUFACTURE OF FURNITURE	13.8675	154.79	156.87	157.97	159.57	159.57	159.57	159.57
MANUFACTURE OF FOOD PRODUCTS	257.7904	179.33	181.30	182.48	186.57	190.18	187.81	190.85
Processing and Preserving of meat	8.2191	220.04	220.04	220.04	226.77	230.18	230.18	230.18
Manufacture of Vegetable and Animal Oils and Fats	57.9547	191.47	191.72	192.84	200.27	204.73	202.93	205.22
Manufacture of Dairy Products	5.6247	137.29	140.16	140.54	140.73	141.58	141.58	141.58
Manufacture of Grain Milling products	82.1135	148.01	153.11	154.73	158.33	164.16	166.52	175.66
Manufacture of Bakery products	25.1972	160.99	160.99	161.18	161.69	161.69	161.69	162.63
Manufacture of Sugar	41.5870	164.58	170.02	172.61	176.79	184.38	184.46	184.14
Coffee Processing	12.5391	189.19	189.14	190.87	192.29	192.29	192.29	192.29
Tea Processing	11.6538	144.28	144.28	144.59	148.85	148.71	149.19	150.01
Manufacture of Prepared Animal Feeds	12.9014	290.30	290.02	290.13	291.47	288.98	263.78	263.78
MANUFACTURE OF BEVERAGES	71.4179	152.11	152.20	154.18	154.23	154.23	154.56	154.57
Distilling, rectifying and blending of spirits	2.6056	160.74	163.68	163.56	164.77	164.77	172.43	172.70
Manufacture of Malt Liquors and Malt	32.1741	159.58	159.58	159.58	159.58	159.58	159.58	159.58
Manufacture of Soft Drinks, Production of Mineral waters and Other bottled waters	36.6381	144.16	144.10	148.35	148.35	148.35	148.35	148.35
MANUFACTURE OF TOBACCO PRODUCTS	10.5874	126.73	126.49	126.63	126.83	126.88	126.55	126.65
Manufacture of Tobacco Products	10.5874	126.73	126.49	126.63	126.83	126.88	126.55	126.65
MANUFACTURE OF TEXTILES	19.2250	205.27	207.17	227.98	219.27	219.27	219.27	219.27
Manufacture of made-up textile articles, except apparel	19.2250	205.27	207.17	227.98	219.27	219.27	219.27	219.27
MANUFACTURE OF WEARING APPAREL	55.2433	205.11	204.35	207.89	201.39	201.39	201.39	201.39
Manufacture of wearing apparel, except fur apparel	55.2433	205.11	204.35	207.89	201.39	201.39	201.39	201.39
MANUFACTURE OF LEATHER & RELATED PRODUCTS	4.0731	164.73	168.10	168.10	168.10	170.03	170.03	170.03
Manufacture of footwear	4.0731	164.73	168.10	168.10	168.10	170.03	170.03	170.03
MANUFACTURE OF WOOD AND PRODUCTS OF WOOD, CORK, EXCEPT								

Industry Group	Weight	Jan-17	Feb-17	Mar-17	Apr-17	May-17	Jun-17	Jul-17
Manufacture of Builders' Carpentry & Joinery	7.3163	159.35	159.36	159.46	159.61	162.17	161.90	161.99
MANUFACTURE OF PAPER & PAPER PRODUCTS	12.1340	127.12	126.90	126.67	126.77	126.53	126.14	126.22
Manufacture of pulp, paper and paperboard	5.3437	124.64	124.57	124.48	124.58	125.49	125.44	125.58
Manufacture of corrugated paper and paperboard and of containers of paper and paperboard	2.9305	127.03	126.41	125.53	125.62	125.62	125.62	125.62
Manufacture of other articles of paper and paperboard	3.8598	130.46	130.34	130.41	130.51	128.62	127.48	127.54
PRINTING AND REPRODUCTION OF RECORDED MEDIA	25.3293	156.27	156.27	157.41	157.46	159.31	159.04	159.06
Printing	25.3293	156.27	156.27	157.41	157.46	159.31	159.04	159.06
MANUFACTURE OF CHEMICALS & CHEMICAL PRODUCTS	64.5401	149.78	149.89	150.10	158.62	158.63	153.77	153.25
Manufacture of paints, varnishes and similar coatings, printing ink and mastics	10.0649	148.09	148.91	150.19	150.28	150.38	150.38	150.38
Manufacture of Soap, Detergents, cleaning and Polishing preparations	42.0194	152.04	152.04	152.04	164.45	164.45	158.27	157.61
Manufacture of Other chemical Products n.e.c	12.4559	143.08	143.01	143.05	143.10	143.10	139.50	139.10
MANUFACTURE OF PHARMACEUTICALS, MEDICINAL CHEMICAL & BOTANICAL PRODUCTS	20.8167	171.72	171.62	170.80	173.43	174.08	166.81	167.70
Manufacture of Pharmaceuticals, medicinal chemical and botanical products	20.8167	171.72	171.62	170.80	173.43	174.08	166.81	167.70
MANUFACTURE OF RUBBER & PLASTIC PRODUCTS	22.9465	147.69	147.71	147.90	147.87	147.87	147.87	147.31
Manufacture of Plastic products	22.9465	147.69	147.71	147.90	147.87	147.87	147.87	147.31
MANUFACTURE OF OTHER NON-METALLIC MINERAL PRODUCTS	112.7063	132.36	132.36	132.36	133.65	131.10	130.27	130.70
Manufacture of Clay Building Materials	58.2410	122.14	122.14	122.14	121.46	119.64	119.71	120.71
Manufacture of Cement, Lime and Plaster	35.2774	144.47	144.47	144.47	144.47	139.57	137.12	137.12
Manufacture of Articles of Concrete, cement and plaster	19.1880	136.59	136.59	136.59	144.83	144.83	144.83	144.83
MANUFACTURE OF BASIC METALS	14.5342	150.68	153.72	156.85	157.26	155.69	155.55	156.97
Manufacture of basic iron and steel	14.5342	150.68	153.72	156.85	157.26	155.69	155.55	156.97
MANUFACTURE OF FABRICATED METAL PRODUCTS, EXCEPT MACHINERY AND EQUIPMENT	10.8306	160.58	161.03	158.42	155.45	154.29	154.10	158.70
Manufacture of Other Fabricated Metals n.e.c	10.8306	160.58	161.03	158.42	155.45	154.29	154.10	158.70
MANUFACTURE OF ELECTRICAL EQUIPMENT	15.2395	155.85	155.69	155.78	155.91	155.93	155.82	155.86
Manufacture of batteries and accumulators	4.3838	168.99	168.99	168.99	168.99	168.99	168.99	168.99
Manufacture of other electronic and electric wires and cables	10.8557	149.87	149.62	149.76	149.96	149.99	149.82	149.87
MANUFACTURE OF FURNITURE	13.8675	154.79	156.87	157.97	159.57	159.57	159.57	159.57
Manufacture of Furniture	13.8675	154.79	156.87	157.97	159.57	159.57	159.57	159.57

Table 2b: Annual Changes in Producer Price Indices-Manufacturing (Local) up to July 2017

(Base period: July 2009 to June 2010=100)

Industry Group	Weight	Jan-17	Feb-17	Mar-17	Apr-17	May-17	Jun-17	Jul-17
PPI-M LOCAL	738.5982	3.1	4.0	5.4	6.7	7.5	6.3	7.2
MANUFACTURE OF FOOD PRODUCTS	257.7904	6.0	7.6	8.8	12.0	14.3	12.3	13.2
MANUFACTURE OF BEVERAGES	71.4179	0.4	0.4	1.7	2.3	2.3	2.5	2.5
MANUFACTURE OF TOBACCO PRODUCTS	10.5874	-2.4	-2.4	-1.7	-1.4	-1.4	-1.8	1.9
MANUFACTURE OF TEXTILES	19.2250	1.2	3.5	13.9	9.5	9.5	9.5	11.4
MANUFACTURE OF WEARING APPAREL	55.2433	0.5	0.4	2.1	-1.1	-1.0	-1.1	-0.8
MANUFACTURE OF LEATHER & RELATED PRODUCTS	4.0731	-0.4	1.6	1.6	1.6	2.8	2.8	9.2
MANUFACTURE OF WOOD AND PRODUCTS OF WOOD, CORK, EXCEPT FURNITURE	7.3163	3.3	2.9	3.3	3.6	5.2	4.0	4.0
MANUFACTURE OF PAPER & PAPER PRODUCTS	12.1340	-2.9	-3.1	-2.9	-2.5	-1.1	-1.5	-2.2
PRINTING AND REPRODUCTION OF RECORDED MEDIA	25.3293	3.5	3.5	4.3	4.6	3.8	3.5	3.9
MANUFACTURE OF CHEMICALS & CHEMICAL PRODUCTS	64.5401	4.3	4.4	4.5	11.1	10.9	6.9	6.5
MANUFACTURE OF PHARMACEUTICALS, MEDICINAL CHEMICAL & BOTANICAL PRODUCTS	20.8167	0.2	0.9	0.7	2.4	2.8	-1.4	-0.5
MANUFACTURE OF RUBBER & PLASTIC PRODUCTS	22.9465	1.6	1.6	1.8	1.5	1.5	1.7	-0.1
MANUFACTURE OF OTHER NON-METALLIC MINERAL PRODUCTS	112.7063	-0.8	-0.7	-0.7	0.3	-2.0	-2.6	-1.0
MANUFACTURE OF BASIC METALS	14.5342	7.4	11.0	13.8	13.9	11.5	9.7	10.8
MANUFACTURE OF FABRICATED METAL PRODUCTS, EXCEPT MACHINERY AND EQUIPMENT	10.8306	2.2	4.1	3.2	0.7	-0.1	-0.5	2.7
MANUFACTURE OF ELECTRICAL EQUIPMENT	15.2395	-4.0	-4.0	-3.6	-3.4	-3.4	1.6	1.6
MANUFACTURE OF FURNITURE	13.8675	4.2	5.6	6.3	6.6	6.9	6.7	7.8
		3.1	4.0	5.4	6.7	7.5	6.3	7.2
MANUFACTURE OF FOOD PRODUCTS	257.7904	6.0	7.6	8.8	12.0	14.3	12.3	13.2
Processing and Preserving of meat	8.2191	-0.2	-1.3	1.4	4.5	5.9	6.3	5.8
Manufacture of Vegetable and Animal Oils and Fats	57.9547	11.2	11.2	11.7	15.7	19.1	17.8	16.1
Manufacture of Dairy Products	5.6247	0.8	3.5	3.7	3.9	4.5	4.5	8.3
Manufacture of Grain Milling products	82.1135	0.0	4.7	6.3	9.8	15.1	17.9	25.1
Manufacture of Bakery products	25.1972	1.7	1.7	0.5	0.8	0.7	0.7	1.3
Manufacture of Sugar	41.5870	12.8	19.1	23.6	35.2	37.8	27.8	25.3
Coffee Processing	12.5391	0.8	0.5	1.3	2.1	2.1	2.1	2.0
Tea Processing	11.6538	1.4	1.3	5.3	8.5	4.4	6.3	5.4
Manufacture of Prepared Animal Feeds	12.9014	8.3	8.2	8.2	8.8	7.8	-1.6	-1.6
MANUFACTURE OF BEVERAGES	71.4179	0.4	0.4	1.7	2.3	2.3	2.5	2.5
Distilling, rectifying and blending of spirits	2.6056	2.6	4.4	4.9	5.8	6.8	11.7	9.6
Manufacture of Malt Liquors and Malt	32.1741	0.0	0.0	0.0	0.0	0.0	0.0	0.0
Manufacture of Soft Drinks, Production of Mineral waters and Other bottled waters	36.6381	0.6	0.5	3.5	4.6	4.6	4.6	4.7
MANUFACTURE OF TOBACCO PRODUCTS	10.5874	-2.4	-2.4	-1.7	-1.4	-1.4	-1.8	1.9
Manufacture of Tobacco Products	10.5874	-2.4	-2.4	-1.7	-1.4	-1.4	-1.8	1.9
MANUFACTURE OF TEXTILES	19.2250	1.2	3.5	13.9	9.5	9.5	9.5	11.4
Manufacture of made-up textile articles, except apparel	19.2250	1.2	3.5	13.9	9.5	9.5	9.5	11.4
MANUFACTURE OF WEARING APPAREL	55.2433	0.5	0.4	2.1	-1.1	-1.0	-1.1	-0.8
Manufacture of wearing apparel, except fur apparel	55.2433	0.5	0.4	2.1	-1.1	-1.0	-1.1	-0.8
MANUFACTURE OF LEATHER & RELATED PRODUCTS	4.0731	-0.4	1.6	1.6	1.6	2.8	2.8	9.2

Industry Group	Weight	Jan-17	Feb-17	Mar-17	Apr-17	May-17	Jun-17	Jul-17
Manufacture of footwear	4.0731	-0.4	1.6	1.6	1.6	2.8	2.8	9.2
MANUFACTURE OF WOOD AND PRODUCTS OF WOOD, CORK, EXCEPT FURNITURE	7.3163	3.3	2.9	3.3	3.6	5.2	4.0	4.0
Manufacture of Builders' Capentry & Joinery	7.3163	3.3	2.9	3.3	3.6	5.2	4.0	4.0
MANUFACTURE OF PAPER & PAPER PRODUCTS	12.1340	-2.9	-3.1	-2.9	-2.5	-1.1	-1.5	-2.2
Manufacture of pulp, paper and paperboard	5.3437	-0.3	-0.6	-0.6	0.2	0.9	0.8	1.1
Manufacture of corrugated paper and paperboard and of containers of paper and paperboard	2.9305	-3.0	-3.1	-2.9	-2.7	-2.5	-2.8	-3.2
Manufacture of other articles of paper and paperboard	3.8598	-5.7	-5.8	-5.4	-5.3	-2.4	-3.3	-5.3
PRINTING AND REPRODUCTION OF RECORDED MEDIA	25.3293	3.5	3.5	4.3	4.6	3.8	3.5	3.9
Printing	25.3293	3.5	3.5	4.3	4.6	3.8	3.5	3.9
MANUFACTURE OF CHEMICALS & CHEMICAL PRODUCTS	64.5401	4.3	4.4	4.5	11.1	10.9	6.9	6.5
Manufacture of paints, varnishes and similar coatings, printing ink and mastics	10.0649	0.7	1.3	2.1	2.2	2.6	2.6	2.6
Manufacture of Soap, Detergents, cleaning and Polishing preparations	42.0194	5.0	5.0	4.8	14.3	13.8	9.5	9.1
Manufacture of Other chemical Products n.e.c	12.4559	5.2	5.1	5.3	6.1	6.1	0.1	-0.2
MANUFACTURE OF PHARMACEUTICALS, MEDICINAL CHEMICAL & BOTANICAL PRODUCTS	20.8167	0.2	0.9	0.7	2.4	2.8	-1.4	-0.5
Manufacture of Pharmaceuticals, medicinal chemical and botanical products	20.8167	0.2	0.9	0.7	2.4	2.8	-1.4	-0.5
MANUFACTURE OF RUBBER & PLASTIC PRODUCTS	22.9465	1.6	1.6	1.8	1.5	1.5	1.7	-0.1
Manufacture of Plastic products	22.9465	1.6	1.6	1.8	1.5	1.5	1.7	-0.1
MANUFACTURE OF OTHER NON-METALLIC MINERAL PRODUCTS	112.7063	-0.8	-0.7	-0.7	0.3	-2.0	-2.6	-1.0
Manufacture of Clay Building Materials	58.2410	0.3	-0.4	-0.4	-1.0	-3.0	-3.0	-1.2
Manufacture of Cement, Lime and Plaster	35.2774	-3.4	-2.2	-2.2	-2.2	-5.5	-7.2	-5.1
Manufacture of Articles of Concrete, cement and plaster	19.1880	3.1	2.4	2.3	8.4	7.8	7.7	7.7
MANUFACTURE OF BASIC METALS	14.5342	7.4	11.0	13.8	13.9	11.5	9.7	10.8
Manufacture of basic iron and steel	14.5342	7.4	11.0	13.8	13.9	11.5	9.7	10.8
MANUFACTURE OF FABRICATED METAL PRODUCTS, EXCEPT MACHINERY AND EQUIPMENT	10.8306	2.2	4.1	3.2	0.7	-0.1	-0.5	2.7
Manufacture of Other Fabricated Metals n.e.c	10.8306	2.2	4.1	3.2	0.7	-0.1	-0.5	2.7
MANUFACTURE OF ELECTRICAL EQUIPMENT	15.2395	-4.0	-4.0	-3.6	-3.4	-3.4	1.6	1.6
Manufacture of batteries and accumulators	4.3838	0.0	0.0	0.0	0.0	0.0	0.0	0.0
Manufacture of other electronic and electric wires and cables	10.8557	-6.0	-6.1	-5.5	-5.2	-5.2	2.6	2.6
MANUFACTURE OF FURNITURE	13.8675	4.2	5.6	6.3	6.6	6.9	6.7	7.8
Manufacture of Furniture	13.9	4.2	5.6	6.3	6.6	6.9	6.7	7.8

Table 2c: Monthly Changes in Producer Price Indices-Manufacturing (Local), up to July 2017

(Base period: July 2009 to June 2010=100)

Industry Group	Weight	Jan-17	Feb-17	Mar-17	Apr-17	May-17	Jun-17	Jul-17
PPI-M LOCAL	738.5982	0.5	0.6	1.2	0.8	0.8	-0.9	0.8
MANUFACTURE OF FOOD PRODUCTS	257.7904	0.9	1.1	0.7	2.2	1.9	-1.2	1.6
MANUFACTURE OF BEVERAGES	71.4179	0.2	0.1	1.3	0.0	0.0	0.2	0.0
MANUFACTURE OF TOBACCO PRODUCTS	10.5874	0.1	-0.2	0.1	0.2	0.0	-0.3	0.1
MANUFACTURE OF TEXTILES	19.2250	0.0	0.9	10.0	-3.8	0.0	0.0	0.0
MANUFACTURE OF WEARING APPAREL	55.2433	0.0	-0.4	1.7	-3.1	0.0	0.0	0.0
MANUFACTURE OF LEATHER & RELATED PRODUCTS	4.0731	0.0	2.0	0.0	0.0	1.1	0.0	0.0
MANUFACTURE OF WOOD AND PRODUCTS OF WOOD, CORK, EXCEPT FURNITURE	7.3163	0.1	0.0	0.1	0.1	1.6	-0.2	0.1
MANUFACTURE OF PAPER & PAPER PRODUCTS	12.1340	0.1	-0.2	-0.2	0.1	-0.2	-0.3	0.1
PRINTING AND REPRODUCTION OF RECORDED MEDIA	25.3293	0.0	0.0	0.7	0.0	1.2	-0.2	0.0
MANUFACTURE OF CHEMICALS & CHEMICAL PRODUCTS	64.5401	0.4	0.1	0.1	5.7	0.0	-3.1	-0.3
MANUFACTURE OF PHARMACEUTICALS, MEDICINAL CHEMICAL & BOTANICAL PRODUCTS	20.8167	-0.2	-0.1	-0.5	1.5	0.4	-4.2	0.5
MANUFACTURE OF RUBBER & PLASTIC PRODUCTS	22.9465	0.0	0.0	0.1	0.0	0.0	0.0	-0.4
MANUFACTURE OF OTHER NON-METALLIC MINERAL PRODUCTS	112.7063	0.0	0.0	0.0	1.0	-1.9	-0.6	0.3
MANUFACTURE OF BASIC METALS	14.5342	0.9	2.0	2.0	0.3	-1.0	-0.1	0.9
MANUFACTURE OF FABRICATED METAL PRODUCTS, EXCEPT MACHINERY AND EQUIPMENT	10.8306	2.3	0.3	-1.6	-1.9	-0.8	-0.1	3.0
MANUFACTURE OF ELECTRICAL EQUIPMENT	15.2395	0.0	-0.1	0.1	0.1	0.0	-0.1	0.0
MANUFACTURE OF FURNITURE	13.8675	0.2	1.3	0.7	1.0	0.0	0.0	0.0
MANUFACTURE OF FOOD PRODUCTS	257.7904	0.9	1.1	0.7	2.2	1.9	-1.2	1.6
Processing and Preserving of meat	8.2191	-0.4	0.0	0.0	3.1	1.5	0.0	0.0
Manufacture of Vegetable and Animal Oils and Fats	57.9547	0.9	0.1	0.6	3.9	2.2	-0.9	1.1
Manufacture of Dairy Products	5.6247	4.6	2.1	0.3	0.1	0.6	0.0	0.0
Manufacture of Grain Milling products	82.1135	1.8	3.4	1.1	2.3	3.7	1.4	5.5
Manufacture of Bakery products	25.1972	0.5	0.0	0.1	0.3	0.0	0.0	0.6
Manufacture of Sugar	41.5870	2.8	3.3	1.5	2.4	4.3	0.0	-0.2
Coffee Processing	12.5391	0.0	0.0	0.9	0.7	0.0	0.0	0.0
Tea Processing	11.6538	-0.4	0.0	0.2	2.9	-0.1	0.3	0.6
Manufacture of Prepared Animal Feeds	12.9014	0.0	-0.1	0.0	0.5	-0.9	-8.7	0.0
MANUFACTURE OF BEVERAGES	71.4179	0.2	0.1	1.3	0.0	0.0	0.2	0.0
Distilling, rectifying and blending of spirits	2.6056	2.1	1.8	-0.1	0.7	0.0	4.6	0.2
Manufacture of Malt Liquors and Malt	32.1741	0.0	0.0	0.0	0.0	0.0	0.0	0.0
Manufacture of Soft Drinks, Production of Mineral waters and Other bottled waters	36.6381	0.3	0.0	2.9	0.0	0.0	0.0	0.0
MANUFACTURE OF TOBACCO PRODUCTS	10.5874	0.1	-0.2	0.1	0.2	0.0	-0.3	0.1
Manufacture of Tobacco Products	10.5874	0.1	-0.2	0.1	0.2	0.0	-0.3	0.1
MANUFACTURE OF TEXTILES	19.2250	0.0	0.9	10.0	-3.8	0.0	0.0	0.0
Manufacture of made-up textile articles, except apparel	19.2250	0.0	0.9	10.0	-3.8	0.0	0.0	0.0
MANUFACTURE OF WEARING APPAREL	55.2433	0.0	-0.4	1.7	-3.1	0.0	0.0	0.0
Manufacture of wearing apparel, except fur apparel	55.2433	0.0	-0.4	1.7	-3.1	0.0	0.0	0.0
MANUFACTURE OF LEATHER & RELATED PRODUCTS	4.0731	0.0	2.0	0.0	0.0	1.1	0.0	0.0
Manufacture of footwear	4.0731	0.0	2.0	0.0	0.0	1.1	0.0	0.0
MANUFACTURE OF WOOD AND PRODUCTS OF WOOD, CORK, EXCEPT								

Industry Group	Weight	Jan-17	Feb-17	Mar-17	Apr-17	May-17	Jun-17	Jul-17
Manufacture of Builders' Carpentry & Joinery	7.3163	0.1	0.0	0.1	0.1	1.6	-0.2	0.1
MANUFACTURE OF PAPER & PAPER PRODUCTS	12.1340	0.1	-0.2	-0.2	0.1	-0.2	-0.3	0.1
Manufacture of pulp, paper and paperboard	5.3437	0.1	-0.1	-0.1	0.1	0.7	0.0	0.1
Manufacture of corrugated paper and paperboard and of containers of paper and paperboard	2.9305	0.2	-0.5	-0.7	0.1	0.0	0.0	0.0
Manufacture of other articles of paper and paperboard	3.8598	0.0	-0.1	0.1	0.1	-1.4	-0.9	0.0
PRINTING AND REPRODUCTION OF RECORDED MEDIA	25.3293	0.0	0.0	0.7	0.0	1.2	-0.2	0.0
Printing	25.3293	0.0	0.0	0.7	0.0	1.2	-0.2	0.0
MANUFACTURE OF CHEMICALS & CHEMICAL PRODUCTS	64.5401	0.4	0.1	0.1	5.7	0.0	-3.1	-0.3
Manufacture of paints, varnishes and similar coatings, printing ink and mastics	10.0649	0.0	0.6	0.9	0.1	0.1	0.0	0.0
Manufacture of Soap, Detergents, cleaning and Polishing preparations	42.0194	0.0	0.0	0.0	8.2	0.0	-3.8	-0.4
Manufacture of Other chemical Products n.e.c	12.4559	2.3	0.0	0.0	0.0	0.0	-2.5	-0.3
MANUFACTURE OF PHARMACEUTICALS, MEDICINAL CHEMICAL & BOTANICAL PRODUCTS	20.8167	-0.2	-0.1	-0.5	1.5	0.4	-4.2	0.5
Manufacture of Pharmaceuticals, medicinal chemical and botanical products	20.8167	-0.2	-0.1	-0.5	1.5	0.4	-4.2	0.5
MANUFACTURE OF RUBBER & PLASTIC PRODUCTS	22.9465	0.0	0.0	0.1	0.0	0.0	0.0	-0.4
Manufacture of Plastic products	22.9465	0.0	0.0	0.1	0.0	0.0	0.0	-0.4
MANUFACTURE OF OTHER NON-METALLIC MINERAL PRODUCTS	112.7063	0.0	0.0	0.0	1.0	-1.9	-0.6	0.3
Manufacture of Clay Building Materials	58.2410	0.0	0.0	0.0	-0.6	-1.5	0.1	0.8
Manufacture of Cement, Lime and Plaster	35.2774	0.0	0.0	0.0	0.0	-3.4	-1.8	0.0
Manufacture of Articles of Concrete, cement and plaster	19.1880	0.0	0.0	0.0	6.0	0.0	0.0	0.0
MANUFACTURE OF BASIC METALS	14.5342	0.9	2.0	2.0	0.3	-1.0	-0.1	0.9
Manufacture of basic iron and steel	14.5342	0.9	2.0	2.0	0.3	-1.0	-0.1	0.9
MANUFACTURE OF FABRICATED METAL PRODUCTS, EXCEPT MACHINERY AND EQUIPMENT	10.8306	2.3	0.3	-1.6	-1.9	-0.8	-0.1	3.0
Manufacture of Other Fabricated Metals n.e.c	10.8306	2.3	0.3	-1.6	-1.9	-0.8	-0.1	3.0
MANUFACTURE OF ELECTRICAL EQUIPMENT	15.2395	0.0	-0.1	0.1	0.1	0.0	-0.1	0.0
Manufacture of batteries and accumulators	4.3838	0.0	0.0	0.0	0.0	0.0	0.0	0.0
Manufacture of other electronic and electric wires and cables	10.8557	0.1	-0.2	0.1	0.1	0.0	-0.1	0.0
MANUFACTURE OF FURNITURE	13.8675	0.2	1.3	0.7	1.0	0.0	0.0	0.0
Manufacture of Furniture	13.8675	0.2	1.3	0.7	1.0	0.0	0.0	0.0

Table 3a: Producer Prices-Manufacturing- (Export Market) up to July 2017

(Base period: July 2009 to June 2010=100)

Industry Group	Weight	Jan-17	Feb-17	Mar-17	Apr-17	May-17	Jun-17	Jul-17
PPI-M EXPORT	182.8019	227.10	227.80	228.50	222.32	224.19	221.49	223.47
MANUFACTURE OF FOOD PRODUCTS	107.1692	243.52	245.62	246.29	236.86	237.77	235.73	236.43
MANUFACTURE OF BEVERAGES	6.0896	257.99	256.26	257.24	258.65	259.00	256.68	257.42
MANUFACTURE OF TOBACCO PRODUCTS	14.7563	139.71	138.78	139.31	140.07	140.26	139.00	131.26
MANUFACTURE OF LEATHER & RELATED PRODUCTS	11.8440	205.30	212.36	211.89	209.45	227.39	213.18	235.25
MANUFACTURE OF PAPER & PAPER PRODUCTS	3.7241	271.05	266.97	268.69	270.15	270.52	268.09	268.87
MANUFACTURE OF CHEMICALS & CHEMICAL PRODUCTS	7.9472	243.35	226.66	229.95	231.21	231.37	230.33	230.66
MANUFACTURE OF PHARMACEUTICALS, MEDICINAL CHEMICAL & BOTANICAL PRODUCTS	2.9192	225.04	223.54	224.39	225.62	225.93	223.90	224.55
MANUFACTURE OF RUBBER & PLASTIC PRODUCTS	3.5084	194.50	194.50	194.50	194.70	194.70	194.70	194.70
MANUFACTURE OF OTHER NON-METALLIC MINERAL PRODUCTS	24.8439	156.72	155.68	156.27	157.12	157.34	155.93	156.38
MANUFACTURE OF FOOD PRODUCTS	107.1692	243.52	245.62	246.29	236.86	237.77	235.73	236.43
Processing & Preserving of Fish, Crustaceans and Mollusca	19.8991	304.48	313.92	317.58	309.19	309.86	309.97	311.93
Manufacture of Vegetable and Animal Oils and Fats	21.4665	262.40	261.15	261.86	233.78	234.10	232.00	232.67
Manufacture of Sugar	15.0580	242.62	241.00	241.91	243.24	243.57	241.38	242.08
Coffee Processing	33.8117	212.49	211.43	208.23	204.14	205.49	199.40	197.59
Tea Processing	16.9340	131.60	135.86	135.72	143.26	149.92	152.52	157.21
MANUFACTURE OF BEVERAGES	6.0896	257.99	256.26	257.24	258.65	259.00	256.68	257.42
Manufacture of Soft Drinks, Production of Mineral waters and Other bottled waters	6.0896	257.99	256.26	257.24	258.65	259.00	256.68	257.42
MANUFACTURE OF TOBACCO PRODUCTS	14.7563	139.71	138.78	139.31	140.07	140.26	139.00	131.26
Manufacture of Tobacco Products	14.7563	139.71	138.78	139.31	140.07	140.26	139.00	131.26
MANUFACTURE OF LEATHER & RELATED PRODUCTS	11.8440	205.30	212.36	211.89	209.45	227.39	213.18	235.25
Tanning and dressing of leather; dressing and dyeing of fur	11.8440	205.30	212.36	211.89	209.45	227.39	213.18	235.25
MANUFACTURE OF PAPER & PAPER PRODUCTS	3.7241	271.05	266.97	268.69	270.15	270.52	268.09	268.87
Manufacture of pulp, Paper & Paperboard	3.7241	271.05	266.97	268.69	270.15	270.52	268.09	268.87
MANUFACTURE OF CHEMICALS & CHEMICAL PRODUCTS	7.9472	243.35	226.66	229.95	231.21	231.37	230.33	230.66
Manufacture of Soap, Detergents, cleaning and Polishing preparations	7.9472	243.35	226.66	229.95	231.21	231.37	230.33	230.66
MANUFACTURE OF PHARMACEUTICALS, MEDICINAL CHEMICAL & BOTANICAL PRODUCTS	2.9192	225.04	223.54	224.39	225.62	225.93	223.90	224.55
Manufacture of Pharmaceuticals, medicinal chemical and botanical products	2.9192	225.04	223.54	224.39	225.62	225.93	223.90	224.55
MANUFACTURE OF RUBBER & PLASTIC PRODUCTS	3.5084	194.50	194.50	194.50	194.70	194.70	194.70	194.70
Manufacture of Plastic products	3.5084	194.50	194.50	194.50	194.70	194.70	194.70	194.70
MANUFACTURE OF OTHER NON-METALLIC MINERAL PRODUCTS	24.8439	156.72	155.68	156.27	157.12	157.34	155.93	156.38
Manufacture of Cement, Lime and Plaster	24.8439	156.72	155.68	156.27	157.12	157.34	155.93	156.38

Table 3b: Annual Changes Producer Prices-Manufacturing (Export Market) up to July 2017

(Base period: July 2009 to June 2010=100)

Industry Group	Weight	Jan-17	Feb-17	Mar-17	Apr-17	May-17	Jun-17	Jul-17
PPI-M EXPORT	182.8019	7.3	10.4	11.8	8.9	11.0	6.8	7.3
MANUFACTURE OF FOOD PRODUCTS	107.1692	10.8	15.1	16.3	12.1	13.6	8.4	10.8
MANUFACTURE OF BEVERAGES	6.0896	4.6	4.4	6.9	8.2	8.2	6.6	4.6
MANUFACTURE OF TOBACCO PRODUCTS	14.7563	0.6	0.8	1.8	4.2	4.1	6.6	0.6
MANUFACTURE OF LEATHER & RELATED PRODUCTS	11.8440	-12.4	-4.6	-4.6	-6.6	6.8	-0.3	-12.4
MANUFACTURE OF PAPER & PAPER PRODUCTS	3.7241	0.1	0.8	3.2	3.8	4.5	3.2	0.1
MANUFACTURE OF CHEMICALS & CHEMICAL PRODUCTS	7.9472	4.9	-1.8	1.9	1.6	1.5	0.5	4.9
MANUFACTURE OF PHARMACEUTICALS, MEDICINAL CHEMICAL & BOTANICAL PRODUCTS	2.9192	5.1	4.9	7.5	8.8	8.7	7.2	5.1
MANUFACTURE OF RUBBER & PLASTIC PRODUCTS	3.5084	1.9	1.9	1.9	2.0	2.0	2.0	1.9
MANUFACTURE OF OTHER NON-METALLIC MINERAL PRODUCTS	24.8439	4.6	4.4	6.9	8.2	8.2	6.6	4.6
MANUFACTURE OF FOOD PRODUCTS	107.1692	10.8	15.1	16.3	12.1	13.6	8.4	10.8
Processing & Preserving of Fish, Crustaceans and Mollusca	19.8991	15.0	31.2	32.3	27.8	28.6	19.9	15.0
Manufacture of Vegetable and Animal Oils and Fats	21.4665	5.2	4.8	6.4	-5.0	-3.9	-5.2	5.2
Manufacture of Sugar	15.0580	4.5	4.3	6.9	8.3	8.3	6.7	4.5
Coffee Processing	33.8117	17.8	15.6	14.3	13.1	16.8	5.8	17.8
Tea Processing	16.9340	6.7	7.4	8.8	26.3	32.4	29.7	6.7
MANUFACTURE OF BEVERAGES	6.0896	4.6	4.4	6.9	8.2	8.2	6.6	4.6
Manufacture of Soft Drinks, Production of Mineral waters and Other bottled waters	6.0896	4.6	4.4	6.9	8.2	8.2	6.6	4.6
MANUFACTURE OF TOBACCO PRODUCTS	14.7563	0.6	0.8	1.8	4.2	4.1	6.6	0.6
Manufacture of Tobacco Products	14.7563	0.6	0.8	1.8	4.2	4.1	6.6	0.6
MANUFACTURE OF LEATHER & RELATED PRODUCTS	11.8440	-12.4	-4.6	-4.6	-6.6	6.8	-0.3	-12.4
Tanning and dressing of leather; dressing and dyeing of fur	11.8440	-12.4	-4.6	-4.6	-6.6	6.8	-0.3	-12.4
MANUFACTURE OF PAPER & PAPER PRODUCTS	3.7241	0.1	0.8	3.2	3.8	4.5	3.2	0.1
Manufacture of pulp, Paper & Paperboard	3.7241	0.1	0.8	3.2	3.8	4.5	3.2	0.1
MANUFACTURE OF CHEMICALS & CHEMICAL PRODUCTS	7.9472	4.9	-1.8	1.9	1.6	1.5	0.5	4.9
Manufacture of Soap, Detergents, cleaning and Polishing preparations	7.9472	4.9	-1.8	1.9	1.6	1.5	0.5	4.9
MANUFACTURE OF PHARMACEUTICALS, MEDICINAL CHEMICAL & BOTANICAL PRODUCTS	2.9192	5.1	4.9	7.5	8.8	8.7	7.2	5.1
Manufacture of Pharmaceuticals, medicinal chemical and botanical products	2.9192	5.1	4.9	7.5	8.8	8.7	7.2	5.1
MANUFACTURE OF RUBBER & PLASTIC PRODUCTS	3.5084	1.9	1.9	1.9	2.0	2.0	2.0	1.9
Manufacture of Plastic products	3.5084	1.9	1.9	1.9	2.0	2.0	2.0	1.9
MANUFACTURE OF OTHER NON-METALLIC MINERAL PRODUCTS	24.8439	4.6	4.4	6.9	8.2	8.2	6.6	4.6
Manufacture of Cement, Lime and Plaster	24.8439	4.6	4.4	6.9	8.2	8.2	6.6	4.6

Table 3c: Monthly Changes in Producer Prices-Manufacturing- (Export Market) up to July 2017

(Base period: July 2009 to June 2010=100)

Industry Group	Weight	Jan-17	Feb-17	Mar-17	Apr-17	May-17	Jun-17	Jul-17
PPI-M EXPORT	182.8019	0.4	0.3	0.3	-2.7	0.8	-1.2	0.9
MANUFACTURE OF FOOD PRODUCTS	107.1692	0.7	0.9	0.3	-3.8	0.4	-0.9	0.3
MANUFACTURE OF BEVERAGES	6.0896	0.3	-0.7	0.4	0.5	0.1	-0.9	0.3
MANUFACTURE OF TOBACCO PRODUCTS	14.7563	0.3	-0.7	0.4	0.5	0.1	-0.9	-5.6
MANUFACTURE OF LEATHER & RELATED PRODUCTS	11.8440	-2.1	3.4	-0.2	-1.2	8.6	-6.2	10.4
MANUFACTURE OF PAPER & PAPER PRODUCTS	3.7241	0.3	-1.5	0.6	0.5	0.1	-0.9	0.3
MANUFACTURE OF CHEMICALS & CHEMICAL PRODUCTS	7.9472	0.3	-6.9	1.5	0.5	0.1	-0.4	0.1
MANUFACTURE OF PHARMACEUTICALS, MEDICINAL CHEMICAL & BOTANICAL PRODUCTS	2.9192	0.3	-0.7	0.4	0.5	0.1	-0.9	0.3
MANUFACTURE OF RUBBER & PLASTIC PRODUCTS	3.5084	1.9	0.0	0.0	0.1	0.0	0.0	0.0
MANUFACTURE OF OTHER NON-METALLIC MINERAL PRODUCTS	24.8439	0.3	-0.7	0.4	0.5	0.1	-0.9	0.3
MANUFACTURE OF FOOD PRODUCTS	107.1692	0.7	0.9	0.3	-3.8	0.4	-0.9	0.3
Processing & Preserving of Fish, Crustaceans and Mollusca	19.8991	7.2	3.1	1.2	-2.6	0.2	0.0	0.6
Manufacture of Vegetable and Animal Oils and Fats	21.4665	0.2	-0.5	0.3	-10.7	0.1	-0.9	0.3
Manufacture of Sugar	15.0580	0.3	-0.7	0.4	0.5	0.1	-0.9	0.3
Coffee Processing	33.8117	-7.0	-0.5	-1.5	-2.0	0.7	-3.0	-0.9
Tea Processing	16.9340	3.3	3.2	-0.1	5.5	4.6	1.7	3.1
MANUFACTURE OF BEVERAGES	6.0896	0.3	-0.7	0.4	0.5	0.1	-0.9	0.3
Manufacture of Soft Drinks, Production of Mineral waters and Other bottled waters	6.0896	0.3	-0.7	0.4	0.5	0.1	-0.9	0.3
MANUFACTURE OF TOBACCO PRODUCTS	14.7563	0.3	-0.7	0.4	0.5	0.1	-0.9	-5.6
Manufacture of Tobacco Products	14.7563	0.3	-0.7	0.4	0.5	0.1	-0.9	-5.6
MANUFACTURE OF LEATHER & RELATED PRODUCTS	11.8440	-2.1	3.4	-0.2	-1.2	8.6	-6.2	10.4
Tanning and dressing of leather; dressing and dyeing of fur	11.8440	-2.1	3.4	-0.2	-1.2	8.6	-6.2	10.4
MANUFACTURE OF PAPER & PAPER PRODUCTS	3.7241	0.3	-1.5	0.6	0.5	0.1	-0.9	0.3
Manufacture of pulp, Paper & Paperboard	3.7241	0.3	-1.5	0.6	0.5	0.1	-0.9	0.3
MANUFACTURE OF CHEMICALS & CHEMICAL PRODUCTS	7.9472	0.3	-6.9	1.5	0.5	0.1	-0.4	0.1
Manufacture of Soap, Detergents, cleaning and Polishing preparations	7.9472	0.3	-6.9	1.5	0.5	0.1	-0.4	0.1
MANUFACTURE OF PHARMACEUTICALS, MEDICINAL CHEMICAL & BOTANICAL PRODUCTS	2.9192	0.3	-0.7	0.4	0.5	0.1	-0.9	0.3
Manufacture of Pharmaceuticals, medicinal chemical and botanical products	2.9192	0.3	-0.7	0.4	0.5	0.1	-0.9	0.3
MANUFACTURE OF RUBBER & PLASTIC PRODUCTS	3.5084	1.9	0.0	0.0	0.1	0.0	0.0	0.0
Manufacture of Plastic products	3.5084	1.9	0.0	0.0	0.1	0.0	0.0	0.0
MANUFACTURE OF OTHER NON-METALLIC MINERAL PRODUCTS	24.8439	0.3	-0.7	0.4	0.5	0.1	-0.9	0.3
		0.3	-0.7	0.4	0.5	0.1	-0.9	0.3