



UGANDA BUREAU OF STATISTICS

PRODUCER PRICE INDICES FOR MANUFACTURING AND UTILITIES

January 2018

PRESS RELEASE



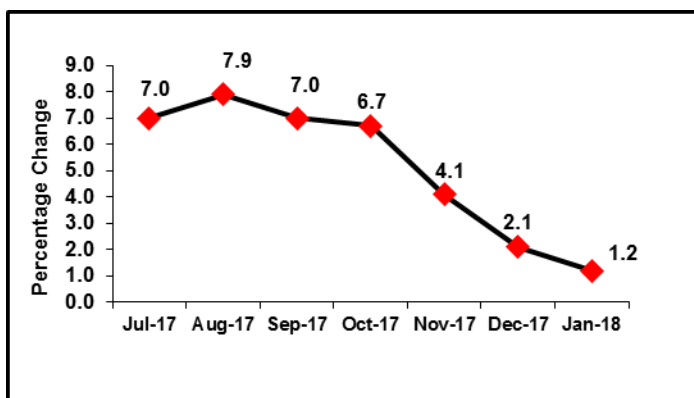
Producer Price Index for Manufacturing and Utility

HIGHLIGHTS

The Combined Annual Producer Price for the Manufacturing and Utility sectors increased by 1.2%.

The Annual Producer prices for manufactured goods and utilities for the year ending January 2018 slowed down to 1.2 percent compared to the 2.1 percent rise reported during the year ended December 2017.

Figure 1: Annual Trend in PPI-M &U July 2017 – January 2018



The Contributors to the 1.2 percentage changes are:

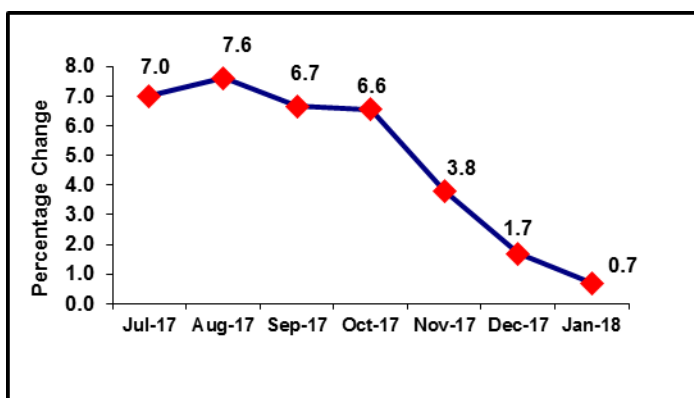
- A slowdown in the prices of Manufactured goods to 0.7 % for the year ending January 2018 from 1.7% drop for the year ended December 2017, and
- A slowdown in the prices of Utilities to 6.8% registered for the year ending January 2018 from 7.7% drop registered for the year ended December 2017.

Producer Price Index for Manufacturing Sub-Sector.

Annual Producer Prices for Manufacturing sub-Sector Stood at 0.7 percent.

The Producer prices for manufactured goods slowed down to 0.7 percent for the year ending January 2018 compared to 1.7 percent decrease reported for the year ended December 2017.

Figure 2: Annual Trend in PPI-Manufacturing July 2017–January 2018



Main Contributors to the 0.7 percentage point are the following:

- Processed Food to -0.5% for the year ending January 2018 compared to 1.2% recorded for the year ended December 2017.
- Beverages to 6.0% for the year ending January 2018 compared to 6.4% registered for the year ended December 2017.
- Chemicals Products to -2.1% for the year ending January 2018 from -1.0% for the year ended December 2017.
- Manufacture of Rubber and Plastics Products to -0.8% for the year ending January 2018 compared to -0.3% for the year ended December 2017
- Manufacture of Leather Products to 4.8% for the year ending January 2018 from 6.1% for the year ended December 2017.

However, in the same period, prices of Non-Metallic Mineral Products, Printing, Pharmaceutical Products, and Basic metals increased to -2.4%, 2.5%, 1.7% and 26.5% for the year ending January 2018 from -2.9%, 2.2%, 0.4% and 26.4% for the year ended December 2017 respectively.

Monthly Changes – PPI M&U (Combined)

The Producer prices for manufactured goods and Utilities increased by -0.4% in January 2018 compared to -0.7% recorded in December 2017. The increase in prices registered in January 2018 were mainly due to a rise in prices of Food Products by -0.8 % from -1.9%, Non-Metallic Mineral Products by 0.5% from -0.1% registered in December 2017.

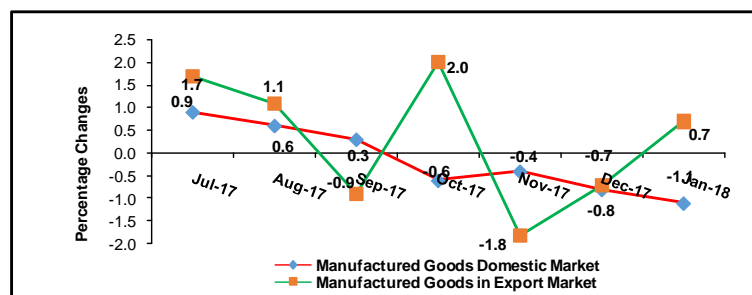
Monthly Changes –Domestic Market

Prices of Manufactured goods produced for consumption in the Domestic Market decreased by -1.1% in January 2018 following a drop of -0.8% in December 2017. The price decrease registered in January 2018 was mainly due to a fall in prices of Food Products by -2.6% from -2.3% recorded in December 2017, Chemical Products -1.1% from 0.4% registered in December 2017 and Printing by 0.3% from 1.1% recorded in December 2017 as shown in Table 2c.

Monthly Changes - Exports

Prices of Manufactured Products for Export increased by 0.7% in January 2018 compared to -0.7% in December 2017 Fig.3. The price increase registered in January 2018 was mainly due to a rise in prices of processed Food products by 1.2% from -1.6% recorded in December 2017 and Non-Metallic Mineral Products by 0.5% from -0.4% registered in December 2017, as shown in Table 3c.

Figure 3: Monthly Changes in PPI-M Domestic and Export July 2017–January 2018



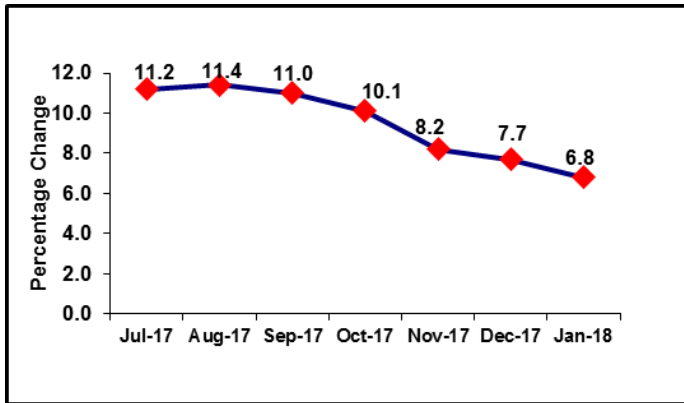
Producer Price Index for Utility

HIGHLIGHTS

Annual Producer Prices for Utility Stood at 6.8%

The Producer prices for utilities for the year ending January 2018 slowed down to 6.8% compared to 7.7% reported during the year ended December 2017.

Figure 4: Annual Trend in PPI-Utility July–January 2018



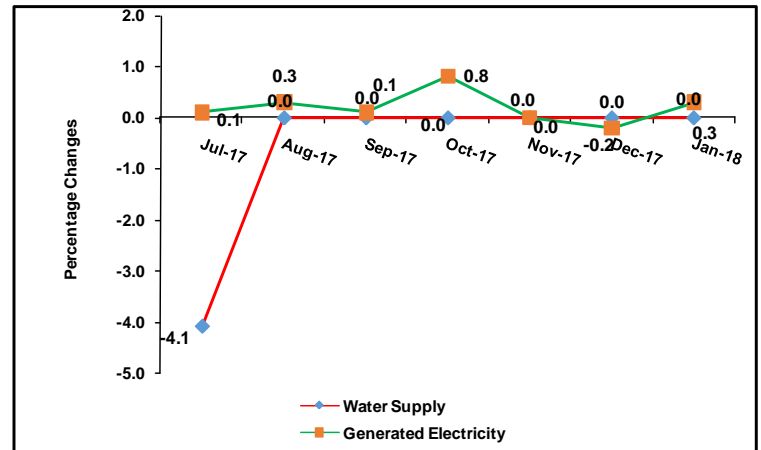
The main Contributor to the 6.8 percent change is:

- A decline in the prices of Electricity power generation sub-sector to 8.6% for the year ending January 2018 compared to the 9.8% for the year ended December 2017.

Monthly Changes

The Producer prices for utilities increased by 0.3% in January 2018 compared to -0.2% reported during the month of December 2017. The rise in Utilities prices was due to the increase in Electricity prices by 0.3% compared to -0.2% recorded in December 2017.

Figure 5: Monthly Changes in PPI-Utility July–January 2018



Ben Paul Mungyereza
Executive Director

Wednesday, 14th March, 2018

ISSUE (Monthly)

62nd Issue March 2018

For More Information Contact
Peter Opio
Head Business & Industry

Expected Release Date

3rd Week February 2018

Tel: 041-237550/371945/0414706016/15 Fax: 041-237553
Email: ubos@ubos.org
Website: www.ubos.org

Actual Release Date

2nd Week March 2018

Statistics House
Plot 9, Colville Street, P.O. Box 7186, Kampala

Table 1a: Producer Price Indices Manufacturing and Utilities (Combined) up to January 2018

(Base period: July 2009 to June 2010=100)

Industry Group	Weight	Jul-17	Aug-17	Sep-17	Oct-17	Nov-17	Dec-17	Jan-18
PPI-MANUFACTURING AND UTILITIES (PPI -M&U)	1000.0000	185.41	186.80	186.76	186.79	185.38	184.15	183.41
PPI-MANUFACTURING	921.4001	185.75	187.21	186.92	186.86	185.31	184.00	183.14
PPI-UTILITIES	78.5999	181.57	182.00	184.94	186.10	186.18	185.80	186.33
PPI-MANUFACTURING	921.4001	185.75	187.21	186.92	186.86	185.31	184.00	183.14
MANUFACTURE OF FOOD PRODUCTS	364.9595	206.93	209.87	209.47	210.34	206.89	202.91	201.20
MANUFACTURE OF BEVERAGES	77.5074	174.35	174.59	174.57	175.23	175.45	175.08	175.35
MANUFACTURE OF TOBACCO PRODUCTS	25.3437	131.01	131.13	130.97	131.97	131.99	131.58	132.03
MANUFACTURE OF TEXTILES	19.2250	216.06	216.06	216.06	207.80	207.80	207.80	207.80
MANUFACTURE OF WEARING APPAREL	55.2433	206.35	206.35	206.88	204.73	204.73	204.73	204.73
MANUFACTURE OF LEATHER & RELATED PRODUCTS	15.9171	220.46	204.91	194.63	196.62	198.75	212.33	206.05
MANUFACTURE OF WOOD AND PRODUCTS OF WOOD, CORK, EXCEPT FURNITURE	7.3163	163.03	163.06	163.01	163.31	162.19	159.06	159.19
MANUFACTURE OF PAPER & PAPER PRODUCTS	15.8581	183.43	184.86	185.33	188.10	188.06	191.41	192.15
PRINTING AND REPRODUCTION OF RECORDED MEDIA	25.3293	158.44	158.44	158.13	158.16	157.66	159.37	159.89
MANUFACTURE OF CHEMICALS & CHEMICAL PRODUCTS	72.4873	167.10	169.83	169.61	167.32	167.33	167.70	166.48
MANUFACTURE OF PHARMACEUTICALS, MEDICINAL CHEMICAL & BOTANICAL PRODUCTS	23.7359	175.71	176.20	175.88	176.69	176.73	180.20	182.38
MANUFACTURE OF RUBBER & PLASTIC PRODUCTS	26.4550	155.55	155.55	155.83	154.48	154.48	153.09	153.09
MANUFACTURE OF OTHER NON-METALLIC MINERAL PRODUCTS	137.5502	134.91	134.96	135.04	133.34	133.35	133.17	133.81
MANUFACTURE OF BASIC METALS	14.5342	156.54	164.00	168.80	173.74	175.72	188.51	190.36
MANUFACTURE OF FABRICATED METAL PRODUCTS, EXCEPT MACHINERY AND EQUIPMENT	10.8306	161.03	164.08	169.32	170.02	170.62	170.89	178.06
MANUFACTURE OF ELECTRICAL EQUIPMENT	15.2395	155.86	155.87	150.42	150.53	156.25	156.20	156.26
MANUFACTURE OF FURNITURE	13.8675	161.81	161.59	162.51	163.10	164.29	167.73	167.83
MANUFACTURE OF FOOD PRODUCTS	364.9595	206.93	209.87	209.47	210.34	206.89	202.91	201.20
Processing and Preserving of meat	8.2191	230.18	230.18	230.18	230.18	230.18	230.18	230.18
Processing & Preserving of Fish, Crustaceans and Mollusca	19.8991	311.93	320.59	316.24	334.03	317.82	303.53	312.59
Manufacture of Vegetable and Animal Oils and Fats	79.4212	216.06	216.27	216.22	213.08	213.17	212.05	207.05
Manufacture of Dairy Products	5.6247	159.49	159.49	161.96	161.96	161.96	161.96	161.96
Manufacture of Grain Milling products	82.1135	175.65	179.93	180.26	177.92	177.01	168.36	164.27
Manufacture of Bakery products	25.1972	164.06	165.74	167.58	167.58	167.80	168.23	168.23
Manufacture of Sugar	56.6449	202.86	202.56	202.83	201.53	194.99	187.69	181.14
Coffee Processing	46.3508	197.75	205.20	202.27	202.40	199.27	204.63	204.88
Tea Processing	28.5878	154.56	160.75	166.47	167.60	165.80	156.74	152.37
Manufacture of Prepared Animal Feeds	12.9014	260.51	260.51	260.73	260.73	260.73	260.73	260.73
MANUFACTURE OF BEVERAGES	77.5074	174.35	174.59	174.57	175.23	175.45	175.08	175.35
Distilling, rectifying and blending of spirits	2.6056	174.58	179.00	179.66	179.35	180.04	177.47	176.78
Manufacture of Malt Liquors and Malt	32.1741	159.58	159.58	159.58	159.58	159.58	159.58	159.58
Manufacture of Soft Drinks, Production of Mineral waters and Other bottled waters	42.7276	185.00	185.13	185.06	186.22	186.53	186.06	186.57

Industry Group	Weight	Jul-17	Aug-17	Sep-17	Oct-17	Nov-17	Dec-17	Jan-18
MANUFACTURE OF TOBACCO PRODUCTS	25.3437	131.01	131.13	130.97	131.97	131.99	131.58	132.03
Manufacture of Tobacco Products	25.3437	131.01	131.13	130.97	131.97	131.99	131.58	132.03
MANUFACTURE OF TEXTILES	19.2250	216.06	216.06	216.06	207.80	207.80	207.80	207.80
Manufacture of made-up textile articles, except apparel	19.2250	216.06	216.06	216.06	207.80	207.80	207.80	207.80
MANUFACTURE OF WEARING APPAREL	55.2433	206.35	206.35	206.88	204.73	204.73	204.73	204.73
Manufacture of wearing apparel, except fur apparel	55.2433	206.35	206.35	206.88	204.73	204.73	204.73	204.73
MANUFACTURE OF LEATHER & RELATED PRODUCTS	15.9171	220.46	204.91	194.63	196.62	198.75	212.33	206.05
Tanning and dressing of leather; dressing and dyeing of fur	11.8440	233.83	215.32	203.32	205.23	207.84	224.21	216.69
Manufacture of footwear	4.0731	165.57	165.57	163.13	165.57	165.57	165.57	165.57
MANUFACTURE OF WOOD AND PRODUCTS OF WOOD, CORK, EXCEPT FURNITURE	7.3163	163.03	163.06	163.01	163.31	162.19	159.06	159.19
Manufacture of Builders' Carpentry & Joinery	7.3163	163.03	163.06	163.01	163.31	162.19	159.06	159.19
MANUFACTURE OF PAPER & PAPER PRODUCTS	15.8581	183.43	184.86	185.33	188.10	188.06	191.41	192.15
Manufacture of pulp, paper and paperboard	9.0679	211.99	212.59	213.33	216.01	215.97	220.48	221.58
Manufacture of corrugated paper and paperboard and of containers of paper and paperboard	2.9305	128.86	139.39	139.39	147.64	147.64	147.64	147.64
Manufacture of other articles of paper and paperboard	3.8598	127.78	127.78	127.77	127.23	127.23	127.89	127.98
PRINTING AND REPRODUCTION OF RECORDED MEDIA	25.3293	158.44	158.44	158.13	158.16	157.66	159.37	159.89
Printing	25.3293	158.44	158.44	158.13	158.16	157.66	159.37	159.89
MANUFACTURE OF CHEMICALS & CHEMICAL PRODUCTS	72.4873	167.10	169.83	169.61	167.32	167.33	167.70	166.48
Manufacture of paints, varnishes and similar coatings, printing ink and mastics	10.0649	150.36	150.36	150.36	150.74	150.74	150.74	151.29
Manufacture of Soap, Detergents, cleaning and Polishing preparations	49.9666	174.23	177.79	177.51	174.40	174.41	174.91	173.23
Manufacture of Other chemical Products n.e.c	12.4559	147.44	147.71	147.69	147.83	147.83	147.83	147.67
MANUFACTURE OF PHARMACEUTICALS, MEDICINAL CHEMICAL & BOTANICAL PRODUCTS	23.7359	175.71	176.20	175.88	176.69	176.73	180.20	182.38
Manufacture of Pharmaceuticals, medicinal chemical and botanical products	23.7359	175.71	176.20	175.88	176.69	176.73	180.20	182.38
MANUFACTURE OF RUBBER & PLASTIC PRODUCTS	26.4550	155.55	155.55	155.83	154.48	154.48	153.09	153.09
Manufacture of Plastic products	26.4550	155.55	155.55	155.83	154.48	154.48	153.09	153.09
MANUFACTURE OF OTHER NON-METALLIC MINERAL PRODUCTS	137.5502	134.91	134.96	135.04	133.34	133.35	133.17	133.81
Manufacture of Clay Building Materials	58.2410	120.18	120.18	120.56	119.52	119.52	119.52	119.52
Manufacture of Cement, Lime and Plaster	60.1213	146.86	146.95	146.83	144.77	144.79	144.46	145.70
Manufacture of Articles of Concrete, cement and plaster	19.1880	134.12	134.15	134.22	132.29	132.29	132.22	132.22
MANUFACTURE OF BASIC METALS	14.5342	156.54	164.00	168.80	173.74	175.72	188.51	190.36
Manufacture of basic iron and steel	14.5342	156.54	164.00	168.80	173.74	175.72	188.51	190.36
MANUFACTURE OF FABRICATED METAL PRODUCTS, EXCEPT MACHINERY AND EQUIPMENT	10.8306	161.03	164.08	169.32	170.02	170.62	170.89	178.06
Manufacture of Other Fabricated Metals n.e.c	10.8306	161.03	164.08	169.32	170.02	170.62	170.89	178.06
MANUFACTURE OF ELECTRICAL EQUIPMENT	15.2395	155.86	155.87	150.42	150.53	156.25	156.20	156.26
Manufacture of Batteries and Accumulators	4.3838	168.99	168.99	168.99	168.99	168.99	168.99	168.99
Manufacture of other electronic and electric wires and cables	10.8557	149.87	149.90	141.46	141.63	150.48	150.40	150.48

Industry Group	Weight	Jul-17	Aug-17	Sep-17	Oct-17	Nov-17	Dec-17	Jan-18
MANUFACTURE OF FURNITURE	13.8675	161.81	161.59	162.51	163.10	164.29	167.73	167.83
Manufacture of Furniture	13.8675	161.81	161.59	162.51	163.10	164.29	167.73	167.83
PPI-UTILITIES	78.5999	181.57	182.00	184.94	186.10	186.18	185.80	186.33
Water collection, treatment and supply	18.2838	167.93	167.93	167.93	167.93	167.93	167.93	167.93
Electricity power generation, transmission and distribution	60.3161	185.32	185.85	189.50	190.94	191.04	190.58	191.23

Table 1b: Annual Changes in Producer Price Indices- Manufacturing and Utilities (Combined) up to January 2018

(Base period: July 2009 to June 2010=100)

Industry Group	Weight	Jul-17	Aug-17	Sep-17	Oct-17	Nov-17	Dec-17	Jan-18
PPI-MANUFACTURING AND UTILITIES (PPI -M&U)	1000.0000	7.3	7.9	7.0	6.7	4.1	2.1	1.2
PPI-MANUFACTURING	921.4001	7.0	7.6	6.7	6.5	3.8	1.7	0.7
PPI-UTILITIES	78.5999	11.2	11.4	11.0	10.1	8.2	7.7	6.8
PPI-MANUFACTURING	921.4001	7.0	7.6	6.7	6.5	3.8	1.7	0.7
MANUFACTURE OF FOOD PRODUCTS	364.9595	9.7	11.0	9.3	9.7	5.2	1.2	-0.5
MANUFACTURE OF BEVERAGES	77.5074	7.9	8.2	8.2	8.1	7.3	6.4	6.0
MANUFACTURE OF TOBACCO PRODUCTS	25.3437	2.3	2.4	2.1	1.7	-0.9	-2.0	-1.9
MANUFACTURE OF TEXTILES	19.2250	9.8	9.8	7.9	3.8	3.8	1.2	1.2
MANUFACTURE OF WEARING APPAREL	55.2433	0.8	0.8	0.8	-0.3	-0.4	-0.9	-0.9
MANUFACTURE OF LEATHER & RELATED PRODUCTS	15.9171	10.0	2.0	-4.4	-1.3	0.0	6.1	4.8
MANUFACTURE OF WOOD AND PRODUCTS OF WOOD, CORK, EXCEPT FURNITURE	7.3163	4.1	3.3	3.2	2.7	1.2	-0.8	-0.8
MANUFACTURE OF PAPER & PAPER PRODUCTS	15.8581	1.4	3.9	4.2	5.8	3.7	4.3	4.5
PRINTING AND REPRODUCTION OF RECORDED MEDIA	25.3293	3.5	0.9	0.9	0.9	0.9	2.2	2.5
MANUFACTURE OF CHEMICALS & CHEMICAL PRODUCTS	72.4873	2.8	4.5	4.0	2.0	-0.4	-1.0	-2.1
MANUFACTURE OF PHARMACEUTICALS, MEDICINAL CHEMICAL & BOTANICAL PRODUCTS	23.7359	0.6	-0.2	0.1	0.0	-1.3	0.4	1.7
MANUFACTURE OF RUBBER & PLASTIC PRODUCTS	26.4550	0.8	0.8	0.9	0.9	0.6	-0.3	-0.8
MANUFACTURE OF OTHER NON-METALLIC MINERAL PRODUCTS	137.5502	0.2	0.2	0.2	-1.6	-2.4	-2.9	-2.4
MANUFACTURE OF BASIC METALS	14.5342	10.5	15.5	19.5	22.0	19.5	26.4	26.5
MANUFACTURE OF FABRICATED METAL PRODUCTS, EXCEPT MACHINERY AND EQUIPMENT	10.8306	4.5	7.0	11.7	10.6	9.7	9.0	10.5
MANUFACTURE OF ELECTRICAL EQUIPMENT	15.2395	1.6	3.4	2.4	2.3	6.0	3.6	3.6
MANUFACTURE OF FURNITURE	13.8675	9.0	8.4	8.5	8.7	8.8	8.3	8.2
MANUFACTURE OF FOOD PRODUCTS	364.9595	9.7	11.0	9.3	9.7	5.2	1.2	-0.5
Processing and Preserving of meat	8.2191	5.8	5.8	5.8	4.2	4.2	4.2	4.6
Processing & Preserving of Fish, Crustaceans and Mollusca	19.8991	11.6	21.4	12.5	19.7	11.3	6.8	2.7
Manufacture of Vegetable and Animal Oils and Fats	79.4212	7.5	4.2	3.5	5.0	2.4	-0.6	-3.7
Manufacture of Dairy Products	5.6247	22.0	22.0	23.4	23.4	23.4	23.4	18.0
Manufacture of Grain Milling products	82.1135	25.1	28.1	26.2	24.1	22.7	15.8	11.0
Manufacture of Bakery products	25.1972	2.2	3.3	6.0	6.0	6.1	6.4	5.9
Manufacture of Sugar	56.6449	15.5	15.6	15.1	11.3	5.0	-0.7	-5.5
Coffee Processing	46.3508	3.4	5.5	4.0	-0.9	-4.1	-7.5	-1.9
Tea Processing	28.5878	16.1	20.1	25.4	28.2	22.4	16.1	11.2
Manufacture of Prepared Animal Feeds	12.9014	-2.8	-2.8	-2.7	-1.3	-9.0	-9.0	-9.0
MANUFACTURE OF BEVERAGES	77.5074	7.9	8.2	8.2	8.1	7.3	6.4	6.0
Distilling, rectifying and blending of spirits	2.6056	10.8	13.6	14.1	14.5	14.6	12.7	10.0
Manufacture of Malt Liquors and Malt	32.1741	0.0	0.0	0.0	0.0	0.0	0.0	0.0
Manufacture of Soft Drinks, Production of Mineral waters and Other bottled waters	42.7276	13.3	13.6	13.5	13.4	11.7	10.3	9.7
MANUFACTURE OF TOBACCO PRODUCTS	25.3437	2.3	2.4	2.1	1.7	-0.9	-2.0	-1.9
Manufacture of Tobacco Products	25.3437	2.3	2.4	2.1	1.7	-0.9	-2.0	-1.9

Industry Group	Weight	Jul-17	Aug-17	Sep-17	Oct-17	Nov-17	Dec-17	Jan-18
MANUFACTURE OF TEXTILES	19.2250	9.8	9.8	7.9	3.8	3.8	1.2	1.2
Manufacture of made-up textile articles, except apparel	19.2250	9.8	9.8	7.9	3.8	3.8	1.2	1.2
MANUFACTURE OF WEARING APPAREL	55.2433	0.8	0.8	0.8	-0.3	-0.4	-0.9	-0.9
Manufacture of wearing apparel, except fur apparel	55.2433	0.8	0.8	0.8	-0.3	-0.4	-0.9	-0.9
MANUFACTURE OF LEATHER & RELATED PRODUCTS	15.9171	10.0	2.0	-4.4	-1.3	0.0	6.1	4.8
Tanning and dressing of leather; dressing and dyeing of fur	11.8440	10.5	1.5	-5.2	-2.0	-0.5	6.9	5.5
Manufacture of footwear	4.0731	6.4	6.4	1.5	3.0	3.0	0.5	0.5
MANUFACTURE OF WOOD AND PRODUCTS OF WOOD, CORK, EXCEPT FURNITURE	7.3163	4.1	3.3	3.2	2.7	1.2	-0.8	-0.8
Manufacture of Builders' Carpentry & Joinery	7.3163	4.1	3.3	3.2	2.7	1.2	-0.8	-0.8
MANUFACTURE OF PAPER & PAPER PRODUCTS	15.8581	1.4	3.9	4.2	5.8	3.7	4.3	4.5
Manufacture of pulp, paper and paperboard	9.0679	2.3	4.6	4.7	5.6	3.2	4.0	4.2
Manufacture of corrugated paper and paperboard and of containers of paper and paperboard	2.9305	-0.7	8.1	12.8	18.9	17.1	16.4	16.2
Manufacture of other articles of paper and paperboard	3.8598	-5.1	-5.1	-5.2	-2.2	-2.3	-1.9	-1.9
PRINTING AND REPRODUCTION OF RECORDED MEDIA	25.3293	3.5	0.9	0.9	0.9	0.9	2.2	2.5
Printing	25.3293	3.5	0.9	0.9	0.9	0.9	2.2	2.5
MANUFACTURE OF CHEMICALS & CHEMICAL PRODUCTS	72.4873	2.8	4.5	4.0	2.0	-0.4	-1.0	-2.1
Manufacture of paints, varnishes and similar coatings, printing ink and mastics	10.0649	2.6	2.6	2.6	2.6	2.6	1.5	1.9
Manufacture of Soap, Detergents, cleaning and Polishing preparations	49.9666	2.9	5.1	4.4	1.8	-1.2	-1.8	-2.9
Manufacture of Other chemical Products n.e.c	12.4559	2.0	2.1	2.1	2.2	2.2	2.2	-0.1
MANUFACTURE OF PHARMACEUTICALS, MEDICINAL CHEMICAL & BOTANICAL PRODUCTS	23.7359	0.6	-0.2	0.1	0.0	-1.3	0.4	1.7
Manufacture of Pharmaceuticals, medicinal chemical and botanical products	23.7359	0.6	-0.2	0.1	0.0	-1.3	0.4	1.7
MANUFACTURE OF RUBBER & PLASTIC PRODUCTS	26.4550	0.8	0.8	0.9	0.9	0.6	-0.3	-0.8
Manufacture of Plastic products	26.4550	0.8	0.8	0.9	0.9	0.6	-0.3	-0.8
MANUFACTURE OF OTHER NON-METALLIC MINERAL PRODUCTS	137.5502	0.2	0.2	0.2	-1.6	-2.4	-2.9	-2.4
Manufacture of Clay Building Materials	58.2410	-1.2	-1.2	-0.9	-1.8	-1.8	-1.8	-1.8
Manufacture of Cement, Lime and Plaster	60.1213	1.0	1.1	0.9	-1.1	-2.7	-3.4	-2.7
Manufacture of Articles of Concrete, cement and plaster	19.1880	-0.1	-0.3	-0.2	-2.6	-2.6	-3.0	-2.7
MANUFACTURE OF BASIC METALS	14.5342	10.5	15.5	19.5	22.0	19.5	26.4	26.5
Manufacture of basic iron and steel	14.5342	10.5	15.5	19.5	22.0	19.5	26.4	26.5

Industry Group	Weight	Jul-17	Aug-17	Sep-17	Oct-17	Nov-17	Dec-17	Jan-18
MANUFACTURE OF FABRICATED METAL PRODUCTS, EXCEPT MACHINERY AND EQUIPMENT	10.8306	4.5	7.0	11.7	10.6	9.7	9.0	10.5
Manufacture of Other Fabricated Metals n.e.c	10.8306	4.5	7.0	11.7	10.6	9.7	9.0	10.5
MANUFACTURE OF ELECTRICAL EQUIPMENT	15.2395	1.6	3.4	2.4	2.3	6.0	3.6	3.6
Manufacture of Batteries and Accumulators	4.3838	0.0	0.0	0.0	0.0	0.0	0.0	0.0
Manufacture of other electronic and electric wires and cables	10.8557	2.6	5.6	4.1	4.0	10.1	5.8	5.9
MANUFACTURE OF FURNITURE	13.8675	9.0	8.4	8.5	8.7	8.8	8.3	8.2
Manufacture of Furniture	13.8675	9.0	8.4	8.5	8.7	8.8	8.3	8.2
PPI-UTILITIES	78.5999	11.2	11.4	11.0	10.1	8.2	7.7	6.8
Water collection, treatment and supply	18.2838	-0.4	-0.4	-0.4	-0.4	-0.4	-0.4	-0.4
Electricity power generation, transmission and distribution	60.3161	14.7	15.0	14.2	12.9	10.4	9.8	8.6

Table 1c: Monthly Changes in Producer Price Indices- Manufacturing and Utilities (Combined), up to January 2018

(Base period: July 2009 to June 2010=100)

Industry Group	Weight	Jul-17	Aug-17	Sep-17	Oct-17	Nov-17	Dec-17	Jan-18
PPI-MANUFACTURING AND UTILITIES (PPI -M&U)	1000	1.0	0.7	-0.1	0.3	-0.8	-0.7	-0.4
PPI-MANUFACTURING	921.4001	1.1	0.8	-0.1	0.3	-0.8	-0.7	-0.5
PPI-UTILITIES	78.5999	-0.7	0.2	0.1	0.6	0.0	-0.2	0.3
PPI-MANUFACTURING	921.4001	1.1	0.8	-0.1	0.3	-0.8	-0.7	-0.5
MANUFACTURE OF FOOD PRODUCTS	364.9595	0.8	1.4	-0.2	0.8	-1.6	-1.9	-0.8
MANUFACTURE OF BEVERAGES	77.5074	5.3	0.1	0.0	0.4	0.1	-0.2	0.2
MANUFACTURE OF TOBACCO PRODUCTS	25.3437	-2.3	0.1	-0.1	0.8	0.0	-0.3	0.3
MANUFACTURE OF TEXTILES	19.2250	0.0	0.0	0.0	0.0	0.0	0.0	0.0
MANUFACTURE OF WEARING APPAREL	55.2433	1.6	0.0	0.3	0.0	0.0	0.0	0.0
MANUFACTURE OF LEATHER & RELATED PRODUCTS	15.9171	7.5	-7.1	-5.0	-4.2	1.1	6.8	-3.0
MANUFACTURE OF WOOD AND PRODUCTS OF WOOD, CORK, EXCEPT FURNITURE	7.3163	0.1	0.0	0.0	0.2	-0.7	-1.9	0.1
MANUFACTURE OF PAPER & PAPER PRODUCTS	15.8581	0.5	0.8	0.3	1.6	0.0	1.7	0.4
PRINTING AND REPRODUCTION OF RECORDED MEDIA	25.3293	0.0	0.0	0.0	0.0	-0.3	1.1	0.3
MANUFACTURE OF CHEMICALS & CHEMICAL PRODUCTS	72.4873	-0.2	1.6	-0.1	-1.4	0.0	0.2	-0.7
MANUFACTURE OF PHARMACEUTICALS, MEDICINAL CHEMICAL & BOTANICAL PRODUCTS	23.7359	-0.2	0.3	0.1	0.5	0.0	2.0	1.2
MANUFACTURE OF RUBBER & PLASTIC PRODUCTS	26.4550	-0.1	0.0	0.1	0.0	0.0	-0.9	0.0
MANUFACTURE OF OTHER NON-METALLIC MINERAL PRODUCTS	137.5502	-0.3	0.0	0.0	-1.3	0.0	-0.1	0.5
MANUFACTURE OF BASIC METALS	14.5342	1.0	4.8	3.0	2.8	1.1	7.3	1.0
MANUFACTURE OF FABRICATED METAL PRODUCTS, EXCEPT MACHINERY AND EQUIPMENT	10.8306	2.8	1.9	3.2	0.6	0.4	0.2	4.2
MANUFACTURE OF ELECTRICAL EQUIPMENT	15.2395	0.0	0.0	-1.1	0.1	3.8	0.0	0.0
MANUFACTURE OF FURNITURE	13.8675	-0.3	-0.1	0.6	0.4	0.7	2.1	0.1
MANUFACTURE OF FOOD PRODUCTS	364.9595	0.8	1.4	-0.2	0.8	-1.6	-1.9	-0.8
Processing and Preserving of meat	8.2191	0.0	0.0	0.0	0.0	0.0	0.0	0.0
Processing & Preserving of Fish, Crustaceans and Mollusca	19.8991	0.6	2.8	-1.4	5.6	-4.9	-4.5	3.0
Manufacture of Vegetable and Animal Oils and Fats	79.4212	0.5	0.1	0.0	-0.1	0.0	-0.5	-2.4
Manufacture of Dairy Products	5.6247	0.5	0.0	0.0	0.0	0.0	0.0	0.0
Manufacture of Grain Milling products	82.1135	4.5	2.4	0.2	-1.3	-0.5	-4.9	-2.4
Manufacture of Bakery products	25.1972	1.5	1.0	2.5	0.0	0.1	0.3	0.0
Manufacture of Sugar	56.6449	0.1	-0.2	0.1	-0.6	-3.2	-3.7	-3.5
Coffee Processing	46.3508	-1.2	3.8	-1.4	0.1	-1.5	2.7	0.1
Tea Processing	28.5878	2.2	4.0	3.6	1.5	-1.1	-5.5	-2.8
Manufacture of Prepared Animal Feeds	12.9014	0.0	0.0	0.1	0.0	0.0	0.0	0.0
MANUFACTURE OF BEVERAGES	77.5074	5.3	0.1	0.0	0.4	0.1	-0.2	0.2
Distilling, rectifying and blending of spirits	2.6056	0.9	2.5	0.4	-0.2	0.4	-1.4	-0.4
Manufacture of Malt Liquors and Malt	32.1741	0.0	0.0	0.0	0.0	0.0	0.0	0.0
Manufacture of Soft Drinks, Production of Mineral waters and Other bottled waters	42.7276	9.1	0.1	0.0	0.6	0.2	-0.3	0.3
MANUFACTURE OF TOBACCO PRODUCTS	25.3437	-2.3	0.1	-0.1	0.8	0.0	-0.3	0.3
Manufacture of Tobacco Products	25.3437	-2.3	0.1	-0.1	0.8	0.0	-0.3	0.3
MANUFACTURE OF TEXTILES	19.2250	0.0	0.0	0.0	0.0	0.0	0.0	0.0
Manufacture of made-up textile articles, except apparel	19.2250	0.0	0.0	0.0	0.0	0.0	0.0	0.0
MANUFACTURE OF WEARING APPAREL	55.2433	1.6	0.0	0.3	0.0	0.0	0.0	0.0
Manufacture of wearing apparel, except fur apparel	55.2433	1.6	0.0	0.3	0.0	0.0	0.0	0.0
MANUFACTURE OF LEATHER & RELATED PRODUCTS	15.9171	7.5	-7.1	-5.0	-4.2	1.1	6.8	-3.0
Tanning and dressing of leather; dressing and dyeing of fur	11.8440	8.9	-7.9	-5.6	-4.9	1.3	7.9	-3.4
Manufacture of footwear	4.0731	-1.9	0.0	-1.5	0.0	0.0	0.0	0.0
MANUFACTURE OF WOOD AND PRODUCTS OF WOOD, CORK, EXCEPT FURNITURE	7.3163	0.1	0.0	0.0	0.2	-0.7	-1.9	0.1
Manufacture of Builders' Carpentry & Joinery	7.3163	0.1	0.0	0.0	0.2	-0.7	-1.9	0.1

Industry Group	Weight	Jul-17	Aug-17	Sep-17	Oct-17	Nov-17	Dec-17	Jan-18
MANUFACTURE OF PAPER & PAPER PRODUCTS	15.8581	0.5	0.8	0.3	1.6	0.0	1.7	0.4
Manufacture of pulp, paper and paperboard	9.0679	0.6	0.3	0.4	1.3	0.0	2.1	0.5
Manufacture of corrugated paper and paperboard and of containers of paper and paperboard	2.9305	2.6	8.2	0.0	7.3	0.0	0.0	0.0
Manufacture of other articles of paper and paperboard	3.8598	-2.0	0.0	0.0	-0.4	0.0	-0.1	0.1
PRINTING AND REPRODUCTION OF RECORDED MEDIA	25.3293	0.0	0.0	0.0	0.0	-0.3	1.1	0.3
Printing	25.3293	0.0	0.0	0.0	0.0	-0.3	1.1	0.3
MANUFACTURE OF CHEMICALS & CHEMICAL PRODUCTS	72.4873	-0.2	1.6	-0.1	-1.4	0.0	0.2	-0.7
Manufacture of paints, varnishes and similar coatings, printing ink and mastics	10.0649	0.0	0.0	0.0	0.0	0.0	0.0	0.4
Manufacture of Soap, Detergents, cleaning and Polishing preparations	49.9666	-0.3	2.0	-0.2	-1.8	0.0	0.3	-1.0
Manufacture of Other chemical Products n.e.c	12.4559	0.0	0.2	0.0	0.0	0.0	0.0	-0.1
MANUFACTURE OF PHARMACEUTICALS, MEDICINAL CHEMICAL & BOTANICAL PRODUCTS	23.7359	-0.2	0.3	0.1	0.5	0.0	2.0	1.2
Manufacture of Pharmaceuticals, medicinal chemical and botanical products	23.7359	-0.2	0.3	0.1	0.5	0.0	2.0	1.2
MANUFACTURE OF RUBBER & PLASTIC PRODUCTS	26.4550	-0.1	0.0	0.1	0.0	0.0	-0.9	0.0
Manufacture of Plastic products	26.4550	-0.1	0.0	0.1	0.0	0.0	-0.9	0.0
MANUFACTURE OF OTHER NON-METALLIC MINERAL PRODUCTS	137.5502	-0.3	0.0	0.0	-1.3	0.0	-0.1	0.5
Manufacture of Clay Building Materials	58.2410	0.8	0.0	0.3	-0.9	0.0	0.0	0.0
Manufacture of Cement, Lime and Plaster	60.1213	-0.8	0.1	-0.1	-1.4	0.0	-0.2	0.9
Manufacture of Articles of Concrete, cement and plaster	19.1880	-0.8	0.0	-0.1	-2.1	0.0	-0.1	0.0
MANUFACTURE OF BASIC METALS	14.5342	1.0	4.8	3.0	2.8	1.1	7.3	1.0
Manufacture of basic iron and steel	14.5342	1.0	4.8	3.0	2.8	1.1	7.3	1.0
MANUFACTURE OF FABRICATED METAL PRODUCTS, EXCEPT MACHINERY AND EQUIPMENT	10.8306	2.8	1.9	3.2	0.6	0.4	0.2	4.2
Manufacture of Other Fabricated Metals n.e.c	10.8306	2.8	1.9	3.2	0.6	0.4	0.2	4.2
MANUFACTURE OF ELECTRICAL EQUIPMENT	15.2395	0.0	0.0	-1.1	0.1	3.8	0.0	0.0
Manufacture of Batteries and Accumulators	4.3838	0.0	0.0	0.0	0.0	0.0	0.0	0.0
Manufacture of other electronic and electric wires and cables	10.8557	0.0	0.0	-1.8	0.1	6.2	-0.1	0.1
MANUFACTURE OF FURNITURE	13.8675	-0.3	-0.1	0.6	0.4	0.7	2.1	0.1
Manufacture of Furniture	13.8675	-0.3	-0.1	0.6	0.4	0.7	2.1	0.1
PPI-UTILITIES	78.5999	-0.7	0.2	0.1	0.6	0.0	-0.2	0.3
Water collection, treatment and supply	18.2838	-4.1	0.0	0.0	0.0	0.0	0.0	0.0
Electricity power generation, transmission and distribution	60.3161	0.1	0.3	0.1	0.8	0.0	-0.2	0.3

Table 2a: Producer Price Indices-Manufacturing (Domestic Market) up to January 2018

(Base period: July 2009 to June 2010=100)

Industry Group	Weight	Jul-17	Aug-17	Sep-17	Oct-17	Nov-17	Dec-17	Jan-18
PPI-M LOCAL	738.5982	173.50	174.57	174.89	172.84	172.23	170.94	169.11
MANUFACTURE OF FOOD PRODUCTS	257.7904	192.19	193.55	193.99	191.28	189.50	185.24	180.35
MANUFACTURE OF BEVERAGES	71.4179	152.50	152.72	152.85	152.83	153.11	152.99	152.96
MANUFACTURE OF TOBACCO PRODUCTS	10.5874	130.66	130.72	130.64	131.10	131.11	130.93	131.13
MANUFACTURE OF TEXTILES	19.2250	216.06	216.06	216.06	207.80	207.80	207.80	207.80
MANUFACTURE OF WEARING APPAREL	55.2433	206.35	206.35	206.88	204.73	204.73	204.73	204.73
MANUFACTURE OF LEATHER & RELATED PRODUCTS	4.0731	165.57	165.57	163.13	165.57	165.57	165.57	165.57
MANUFACTURE OF WOOD AND PRODUCTS OF WOOD, CORK, EXCEPT FURNITURE	7.3163	163.03	163.06	163.01	163.31	162.19	159.06	159.19
MANUFACTURE OF PAPER & PAPER PRODUCTS	12.1340	127.70	130.44	130.00	132.22	132.14	133.22	132.92
PRINTING AND REPRODUCTION OF RECORDED MEDIA	25.3293	158.44	158.44	158.13	158.16	157.66	159.37	159.89
MANUFACTURE OF CHEMICALS & CHEMICAL PRODUCTS	64.5401	159.64	162.90	162.71	159.45	159.45	160.11	158.40
MANUFACTURE OF PHARMACEUTICALS, MEDICINAL CHEMICAL & BOTANICAL PRODUCTS	20.8167	166.48	167.02	166.71	167.15	167.18	171.78	174.24
MANUFACTURE OF RUBBER & PLASTIC PRODUCTS	22.9465	147.66	147.66	148.01	146.30	146.30	144.52	144.52
MANUFACTURE OF OTHER NON-METALLIC MINERAL PRODUCTS	112.7063	129.16	129.16	129.35	126.54	126.54	126.53	127.15
MANUFACTURE OF BASIC METALS	14.5342	156.54	164.00	168.80	173.74	175.72	188.51	190.36
MANUFACTURE OF FABRICATED METAL PRODUCTS, EXCEPT MACHINERY AND EQUIPMENT	10.8306	161.03	164.08	169.32	170.02	170.62	170.89	178.06
MANUFACTURE OF ELECTRICAL EQUIPMENT	15.2395	155.86	155.87	150.42	150.53	156.25	156.20	156.26
MANUFACTURE OF FURNITURE	13.8675	161.81	161.59	162.51	163.10	164.29	167.73	167.83
MANUFACTURE OF FOOD PRODUCTS	257.7904	192.19	193.55	193.99	191.28	189.50	185.24	180.35
Processing and Preserving of meat	8.2191	230.18	230.18	230.18	230.18	230.18	230.18	230.18
Manufacture of Vegetable and Animal Oils and Fats	57.9547	209.22	209.39	209.50	203.70	203.81	202.63	194.46
Manufacture of Dairy Products	5.6247	159.49	159.49	161.96	161.96	161.96	161.96	161.96
Manufacture of Grain Milling products	82.1135	175.65	179.93	180.26	177.92	177.01	168.36	164.27
Manufacture of Bakery products	25.1972	164.06	165.74	167.58	167.58	167.80	168.23	168.23
Manufacture of Sugar	41.5870	184.20	183.51	184.21	180.43	168.99	156.15	141.30
Coffee Processing	12.5391	196.90	196.90	196.90	196.90	196.90	196.90	196.90
Tea Processing	11.6538	149.80	154.35	155.78	155.75	155.86	153.65	152.09
Manufacture of Prepared Animal Feeds	12.9014	260.51	260.51	260.73	260.73	260.73	260.73	260.73
MANUFACTURE OF BEVERAGES	71.4179	152.50	152.72	152.85	152.83	153.11	152.99	152.96
Distilling, rectifying and blending of spirits	2.6056	174.58	179.00	179.66	179.35	180.04	177.47	176.78
Manufacture of Malt Liquors and Malt	32.1741	159.58	159.58	159.58	159.58	159.58	159.58	159.58
Manufacture of Soft Drinks, Production of Mineral waters and Other bottled waters	36.6381	143.70	143.70	143.91	143.91	144.46	144.46	144.46
MANUFACTURE OF TOBACCO PRODUCTS	10.5874	130.66	130.72	130.64	131.10	131.11	130.93	131.13
Manufacture of Tobacco Products	10.5874	130.66	130.72	130.64	131.10	131.11	130.93	131.13
MANUFACTURE OF TEXTILES	19.2250	216.06	216.06	216.06	207.80	207.80	207.80	207.80
Manufacture of made-up textile articles, except apparel	19.2250	216.06	216.06	216.06	207.80	207.80	207.80	207.80

Industry Group	Weight	Jul-17	Aug-17	Sep-17	Oct-17	Nov-17	Dec-17	Jan-18
MANUFACTURE OF WEARING APPAREL	55.2433	206.35	206.35	206.88	204.73	204.73	204.73	204.73
Manufacture of wearing apparel, except fur apparel	55.2433	206.35	206.35	206.88	204.73	204.73	204.73	204.73
MANUFACTURE OF LEATHER & RELATED PRODUCTS	4.0731	165.57	165.57	163.13	165.57	165.57	165.57	165.57
Manufacture of footwear	4.0731	165.57	165.57	163.13	165.57	165.57	165.57	165.57
MANUFACTURE OF WOOD AND PRODUCTS OF WOOD, CORK, EXCEPT FURNITURE	7.3163	163.03	163.06	163.01	163.31	162.19	159.06	159.19
Manufacture of Builders' Carpentry & Joinery	7.3163	163.03	163.06	163.01	163.31	162.19	159.06	159.19
MANUFACTURE OF PAPER & PAPER PRODUCTS	12.1340	127.70	130.44	130.00	132.22	132.14	133.22	132.92
Manufacture of pulp, paper and paperboard	5.3437	127.00	127.00	125.92	125.95	125.75	127.93	127.15
Manufacture of corrugated paper and paperboard and of containers of paper and paperboard	2.9305	128.86	139.39	139.39	147.64	147.64	147.64	147.64
Manufacture of other articles of paper and paperboard	3.8598	127.78	127.78	127.77	127.23	127.23	127.89	127.98
PRINTING AND REPRODUCTION OF RECORDED MEDIA	25.3293	158.44	158.44	158.13	158.16	157.66	159.37	159.89
Printing	25.3293	158.44	158.44	158.13	158.16	157.66	159.37	159.89
MANUFACTURE OF CHEMICALS & CHEMICAL PRODUCTS	64.5401	159.64	162.90	162.71	159.45	159.45	160.11	158.40
Manufacture of paints, varnishes and similar coatings, printing ink and mastics	10.0649	150.36	150.36	150.36	150.74	150.74	150.74	151.29
Manufacture of Soap, Detergents, cleaning and Polishing preparations	42.0194	164.91	169.49	169.22	164.47	164.47	165.41	162.86
Manufacture of Other chemical Products n.e.c	12.4559	147.44	147.71	147.69	147.83	147.83	147.83	147.67
MANUFACTURE OF PHARMACEUTICALS, MEDICINAL CHEMICAL & BOTANICAL PRODUCTS	20.8167	166.48	167.02	166.71	167.15	167.18	171.78	174.24
Manufacture of Pharmaceuticals, medicinal chemical and botanical products	20.8167	166.48	167.02	166.71	167.15	167.18	171.78	174.24
MANUFACTURE OF RUBBER & PLASTIC PRODUCTS	22.9465	147.66	147.66	148.01	146.30	146.30	144.52	144.52
Manufacture of Plastic products	22.9465	147.66	147.66	148.01	146.30	146.30	144.52	144.52
MANUFACTURE OF OTHER NON-METALLIC MINERAL PRODUCTS	112.7063	129.16	129.16	129.35	126.54	126.54	126.53	127.15
Manufacture of Clay Building Materials	58.2410	120.18	120.18	120.56	119.52	119.52	119.52	119.52
Manufacture of Cement, Lime and Plaster	35.2774	139.34	139.34	139.34	133.82	133.82	133.82	135.57
Manufacture of Articles of Concrete, cement and plaster	19.1880	134.12	134.15	134.22	132.29	132.29	132.22	132.22
MANUFACTURE OF BASIC METALS	14.5342	156.54	164.00	168.80	173.74	175.72	188.51	190.36
Manufacture of basic iron and steel	14.5342	156.54	164.00	168.80	173.74	175.72	188.51	190.36
MANUFACTURE OF FABRICATED METAL PRODUCTS, EXCEPT MACHINERY AND EQUIPMENT	10.8306	161.03	164.08	169.32	170.02	170.62	170.89	178.06
Manufacture of Other Fabricated Metals n.e.c	10.8306	161.03	164.08	169.32	170.02	170.62	170.89	178.06
MANUFACTURE OF ELECTRICAL EQUIPMENT	15.2395	155.86	155.87	150.42	150.53	156.25	156.20	156.26
Manufacture of batteries and accumulators	4.3838	168.99	168.99	168.99	168.99	168.99	168.99	168.99
Manufacture of other electronic and electric wires and cables	10.8557	149.87	149.90	141.46	141.63	150.48	150.40	150.48
MANUFACTURE OF FURNITURE	13.8675	161.81	161.59	162.51	163.10	164.29	167.73	167.83
Manufacture of Furniture	13.8675	161.81	161.59	162.51	163.10	164.29	167.73	167.83

Table 2b: Annual Changes in Producer Price Indices-Manufacturing (Domestic Market) up to January 2018

(Base period: July 2009 to June 2010=100)

Industry Group	Weight	Jul-17	Aug-17	Sep-17	Oct-17	Nov-17	Dec-17	Jan-18
PPI-M LOCAL	738.5982	7.4	7.6	7.4	6.4	4.7	3.0	1.3
MANUFACTURE OF FOOD PRODUCTS	257.7904	13.7	13.5	13.1	12.3	8.6	4.9	1.0
MANUFACTURE OF BEVERAGES	71.4179	1.3	1.6	1.6	1.6	1.8	1.3	0.7
MANUFACTURE OF TOBACCO PRODUCTS	10.5874	5.1	5.2	5.0	4.9	3.9	3.4	3.5
MANUFACTURE OF TEXTILES	19.2250	9.8	9.8	7.9	3.8	3.8	1.2	1.2
MANUFACTURE OF WEARING APPAREL	55.2433	0.8	0.8	0.8	-0.3	-0.4	-0.9	-0.9
MANUFACTURE OF LEATHER & RELATED PRODUCTS	4.0731	6.4	6.4	1.5	3.0	3.0	0.5	0.5
MANUFACTURE OF WOOD AND PRODUCTS OF WOOD, CORK, EXCEPT FURNITURE	7.3163	4.1	3.3	3.2	2.7	1.2	-0.8	-0.8
MANUFACTURE OF PAPER & PAPER PRODUCTS	12.1340	-1.1	1.3	2.2	5.1	4.7	5.3	5.0
PRINTING AND REPRODUCTION OF RECORDED MEDIA	25.3293	3.5	0.9	0.9	0.9	0.9	2.2	2.5
MANUFACTURE OF CHEMICALS & CHEMICAL PRODUCTS	64.5401	6.2	8.4	7.8	5.4	3.5	3.1	1.6
MANUFACTURE OF PHARMACEUTICALS, MEDICINAL CHEMICAL & BOTANICAL PRODUCTS	20.8167	-1.3	-2.1	-1.6	-1.8	-2.4	0.3	1.9
MANUFACTURE OF RUBBER & PLASTIC PRODUCTS	22.9465	0.5	0.4	0.5	0.5	0.1	-1.1	-1.1
MANUFACTURE OF OTHER NON-METALLIC MINERAL PRODUCTS	112.7063	-2.0	-2.0	-1.8	-4.1	-4.1	-4.2	-3.7
MANUFACTURE OF BASIC METALS	14.5342	10.5	15.5	19.5	22.0	19.5	26.4	26.5
MANUFACTURE OF FABRICATED METAL PRODUCTS, EXCEPT MACHINERY AND EQUIPMENT	10.8306	4.5	7.0	11.7	10.6	9.7	9.0	10.5
MANUFACTURE OF ELECTRICAL EQUIPMENT	15.2395	1.6	3.4	2.4	2.3	6.0	3.6	3.6
MANUFACTURE OF FURNITURE	13.8675	9.0	8.4	8.5	8.7	8.8	8.3	8.2
MANUFACTURE OF FOOD PRODUCTS	257.7904	13.7	13.5	13.1	12.3	8.6	4.9	1.0
Processing and Preserving of meat	8.2191	5.8	5.8	5.8	4.2	4.2	4.2	4.6
Manufacture of Vegetable and Animal Oils and Fats	57.9547	17.3	13.9	12.7	13.6	10.9	7.6	1.9
Manufacture of Dairy Products	5.6247	22.0	22.0	23.4	23.4	23.4	23.4	18.0
Manufacture of Grain Milling products	82.1135	25.1	28.1	26.2	24.1	22.7	15.8	11.0
Manufacture of Bakery products	25.1972	2.2	3.3	6.0	6.0	6.1	6.4	5.9
Manufacture of Sugar	41.5870	25.4	25.4	24.7	17.2	8.5	-2.5	-14.1
Coffee Processing	12.5391	4.4	4.2	4.5	4.5	4.4	4.1	4.1
Tea Processing	11.6538	5.2	7.1	8.8	8.8	8.6	6.1	5.4
Manufacture of Prepared Animal Feeds	12.9014	-2.8	-2.8	-2.7	-1.3	-9.0	-9.0	-9.0
MANUFACTURE OF BEVERAGES	71.4179	1.3	1.6	1.6	1.6	1.8	1.3	0.7
Distilling, rectifying and blending of spirits	2.6056	10.8	13.6	14.1	14.5	14.6	12.7	10.0
Manufacture of Malt Liquors and Malt	32.1741	0.0	0.0	0.0	0.0	0.0	0.0	0.0
Manufacture of Soft Drinks, Production of Mineral waters and Other bottled waters	36.6381	1.8	2.2	2.3	2.3	2.6	1.7	0.5
MANUFACTURE OF TOBACCO PRODUCTS	10.5874	5.1	5.2	5.0	4.9	3.9	3.4	3.5
Manufacture of Tobacco Products	10.5874	5.1	5.2	5.0	4.9	3.9	3.4	3.5
MANUFACTURE OF TEXTILES	19.2250	9.8	9.8	7.9	3.8	3.8	1.2	1.2
Manufacture of made-up textile articles, except apparel	19.2250	9.8	9.8	7.9	3.8	3.8	1.2	1.2
MANUFACTURE OF WEARING APPAREL	55.2433	0.8	0.8	0.8	-0.3	-0.4	-0.9	-0.9
Manufacture of wearing apparel, except fur apparel	55.2433	0.8	0.8	0.8	-0.3	-0.4	-0.9	-0.9
MANUFACTURE OF LEATHER & RELATED PRODUCTS	4.0731	6.4	6.4	1.5	3.0	3.0	0.5	0.5
Manufacture of footwear	4.0731	6.4	6.4	1.5	3.0	3.0	0.5	0.5

Industry Group	Weight	Jul-17	Aug-17	Sep-17	Oct-17	Nov-17	Dec-17	Jan-18
MANUFACTURE OF WOOD AND PRODUCTS OF WOOD, CORK, EXCEPT FURNITURE	7.3163	4.1	3.3	3.2	2.7	1.2	-0.8	-0.8
Manufacture of Builders' Carpentry & Joinery	7.3163	4.1	3.3	3.2	2.7	1.2	-0.8	-0.8
MANUFACTURE OF PAPER & PAPER PRODUCTS	12.1340	-1.1	1.3	2.2	5.1	4.7	5.3	5.0
Manufacture of pulp, paper and paperboard	5.3437	2.2	2.3	2.1	2.1	2.0	3.6	2.9
Manufacture of corrugated paper and paperboard and of containers of paper and paperboard	2.9305	-0.7	8.1	12.8	18.9	17.1	16.4	16.2
Manufacture of other articles of paper and paperboard	3.8598	-5.1	-5.1	-5.2	-2.2	-2.3	-1.9	-1.9
PRINTING AND REPRODUCTION OF RECORDED MEDIA	25.3293	3.5	0.9	0.9	0.9	0.9	2.2	2.5
Printing	25.3293	3.5	0.9	0.9	0.9	0.9	2.2	2.5
MANUFACTURE OF CHEMICALS & CHEMICAL PRODUCTS	64.5401	6.2	8.4	7.8	5.4	3.5	3.1	1.6
Manufacture of paints, varnishes and similar coatings, printing ink and mastics	10.0649	2.6	2.6	2.6	2.6	2.6	1.5	1.9
Manufacture of Soap, Detergents, cleaning and Polishing preparations	42.0194	7.9	10.9	10.0	6.7	3.9	3.6	2.0
Manufacture of Other chemical Products n.e.c	12.4559	2.0	2.1	2.1	2.2	2.2	2.2	-0.1
MANUFACTURE OF PHARMACEUTICALS, MEDICINAL CHEMICAL & BOTANICAL PRODUCTS	20.8167	-1.3	-2.1	-1.6	-1.8	-2.4	0.3	1.9
Manufacture of Pharmaceuticals, medicinal chemical and botanical products	20.8167	-1.3	-2.1	-1.6	-1.8	-2.4	0.3	1.9
MANUFACTURE OF RUBBER & PLASTIC PRODUCTS	22.9465	0.5	0.4	0.5	0.5	0.1	-1.1	-1.1
Manufacture of Plastic products	22.9465	0.5	0.4	0.5	0.5	0.1	-1.1	-1.1
MANUFACTURE OF OTHER NON-METALLIC MINERAL PRODUCTS	112.7063	-2.0	-2.0	-1.8	-4.1	-4.1	-4.2	-3.7
Manufacture of Clay Building Materials	58.2410	-1.2	-1.2	-0.9	-1.8	-1.8	-1.8	-1.8
Manufacture of Cement, Lime and Plaster	35.2774	-3.5	-3.5	-3.5	-7.4	-7.4	-7.4	-6.2
Manufacture of Articles of Concrete, cement and plaster	19.1880	-0.1	-0.3	-0.2	-2.6	-2.6	-3.0	-2.7
MANUFACTURE OF BASIC METALS	14.5342	10.5	15.5	19.5	22.0	19.5	26.4	26.5
Manufacture of basic iron and steel	14.5342	10.5	15.5	19.5	22.0	19.5	26.4	26.5
MANUFACTURE OF FABRICATED METAL PRODUCTS, EXCEPT MACHINERY AND EQUIPMENT	10.8306	4.5	7.0	11.7	10.6	9.7	9.0	10.5
Manufacture of Other Fabricated Metals n.e.c	10.8306	4.5	7.0	11.7	10.6	9.7	9.0	10.5
MANUFACTURE OF ELECTRICAL EQUIPMENT	15.2395	1.6	3.4	2.4	2.3	6.0	3.6	3.6
Manufacture of batteries and accumulators	4.3838	0.0	0.0	0.0	0.0	0.0	0.0	0.0
Manufacture of other electronic and electric wires and cables	10.8557	2.6	5.6	4.1	4.0	10.1	5.8	5.9
MANUFACTURE OF FURNITURE	13.8675	9.0	8.4	8.5	8.7	8.8	8.3	8.2
Manufacture of Furniture	13.9	9.0	8.4	8.5	8.7	8.8	8.3	8.2

Table 2c: Monthly Changes in Producer Price Indices-Manufacturing (Domestic Market), up to January 2018

(Base period: July 2009 to June 2010=100)

Industry Group	Weight	Jul-17	Aug-17	Sep-17	Oct-17	Nov-17	Dec-17	Jan-18
PPI-M LOCAL	738.5982	0.9	0.6	0.3	-0.6	-0.4	-0.8	-1.1
MANUFACTURE OF FOOD PRODUCTS	257.7904	1.4	0.7	0.3	-0.8	-0.9	-2.3	-2.6
MANUFACTURE OF BEVERAGES	71.4179	0.0	0.1	0.1	0.0	0.2	-0.1	0.0
MANUFACTURE OF TOBACCO PRODUCTS	10.5874	3.3	0.0	-0.1	0.4	0.0	-0.1	0.2
MANUFACTURE OF TEXTILES	19.2250	0.0	0.0	0.0	0.0	0.0	0.0	0.0
MANUFACTURE OF WEARING APPAREL	55.2433	1.6	0.0	0.3	0.0	0.0	0.0	0.0
MANUFACTURE OF LEATHER & RELATED PRODUCTS	4.0731	-1.9	0.0	-1.5	0.0	0.0	0.0	0.0
MANUFACTURE OF WOOD AND PRODUCTS OF WOOD, CORK, EXCEPT FURNITURE	7.3163	0.1	0.0	0.0	0.2	-0.7	-1.9	0.1
MANUFACTURE OF PAPER & PAPER PRODUCTS	12.1340	0.6	2.1	-0.2	2.1	-0.1	0.6	-0.2
PRINTING AND REPRODUCTION OF RECORDED MEDIA	25.3293	0.0	0.0	0.0	0.0	-0.3	1.1	0.3
MANUFACTURE OF CHEMICALS & CHEMICAL PRODUCTS	64.5401	-0.3	2.0	-0.1	-2.0	0.0	0.4	-1.1
MANUFACTURE OF PHARMACEUTICALS, MEDICINAL CHEMICAL & BOTANICAL PRODUCTS	20.8167	-0.3	0.3	0.1	0.3	0.0	2.7	1.4
MANUFACTURE OF RUBBER & PLASTIC PRODUCTS	22.9465	-0.1	0.0	0.1	0.0	0.0	-1.2	0.0
MANUFACTURE OF OTHER NON-METALLIC MINERAL PRODUCTS	112.7063	-0.6	0.0	0.1	-2.3	0.0	0.0	0.5
MANUFACTURE OF BASIC METALS	14.5342	1.0	4.8	3.0	2.8	1.1	7.3	1.0
MANUFACTURE OF FABRICATED METAL PRODUCTS, EXCEPT MACHINERY AND EQUIPMENT	10.8306	2.8	1.9	3.2	0.6	0.4	0.2	4.2
MANUFACTURE OF ELECTRICAL EQUIPMENT	15.2395	0.0	0.0	-1.1	0.1	3.8	0.0	0.0
MANUFACTURE OF FURNITURE	13.8675	-0.3	-0.1	0.6	0.4	0.7	2.1	0.1
MANUFACTURE OF FOOD PRODUCTS	257.7904	1.4	0.7	0.3	-0.8	-0.9	-2.3	-2.6
Processing and Preserving of meat	8.2191	0.0	0.0	0.0	0.0	0.0	0.0	0.0
Manufacture of Vegetable and Animal Oils and Fats	57.9547	0.7	0.1	0.1	-0.7	0.1	-0.6	-4.0
Manufacture of Dairy Products	5.6247	0.5	0.0	0.0	0.0	0.0	0.0	0.0
Manufacture of Grain Milling products	82.1135	4.5	2.4	0.2	-1.3	-0.5	-4.9	-2.4
Manufacture of Bakery products	25.1972	1.5	1.0	2.5	0.0	0.1	0.3	0.0
Manufacture of Sugar	41.5870	-0.1	-0.4	0.4	-2.1	-6.3	-7.6	-9.5
Coffee Processing	12.5391	2.4	0.0	0.0	0.0	0.0	0.0	0.0
Tea Processing	11.6538	0.5	3.0	0.9	0.0	0.1	-1.4	-1.0
Manufacture of Prepared Animal Feeds	12.9014	0.0	0.0	0.1	0.0	0.0	0.0	0.0
MANUFACTURE OF BEVERAGES	71.4179	0.0	0.1	0.1	0.0	0.2	-0.1	0.0
Distilling, rectifying and blending of spirits	2.6056	0.9	2.5	0.4	-0.2	0.4	-1.4	-0.4
Manufacture of Malt Liquors and Malt	32.1741	0.0	0.0	0.0	0.0	0.0	0.0	0.0
Manufacture of Soft Drinks, Production of Mineral waters and Other bottled waters	36.6381	0.0	0.0	0.1	0.0	0.4	0.0	0.0
MANUFACTURE OF TOBACCO PRODUCTS	10.5874	3.3	0.0	-0.1	0.4	0.0	-0.1	0.2
Manufacture of Tobacco Products	10.5874	3.3	0.0	-0.1	0.4	0.0	-0.1	0.2
MANUFACTURE OF TEXTILES	19.2250	0.0	0.0	0.0	0.0	0.0	0.0	0.0
Manufacture of made-up textile articles, except apparel	19.2250	0.0	0.0	0.0	0.0	0.0	0.0	0.0
MANUFACTURE OF WEARING APPAREL	55.2433	1.6	0.0	0.3	0.0	0.0	0.0	0.0
Manufacture of wearing apparel, except fur apparel	55.2433	1.6	0.0	0.3	0.0	0.0	0.0	0.0
MANUFACTURE OF LEATHER & RELATED PRODUCTS	4.0731	-1.9	0.0	-1.5	0.0	0.0	0.0	0.0
Manufacture of footwear	4.0731	-1.9	0.0	-1.5	0.0	0.0	0.0	0.0
MANUFACTURE OF WOOD AND PRODUCTS OF WOOD, CORK, EXCEPT FURNITURE	7.3163	0.1	0.0	0.0	0.2	-0.7	-1.9	0.1
Manufacture of Builders' Carpentry & Joinery	7.3163	0.1	0.0	0.0	0.2	-0.7	-1.9	0.1

Industry Group	Weight	Jul-17	Aug-17	Sep-17	Oct-17	Nov-17	Dec-17	Jan-18
MANUFACTURE OF PAPER & PAPER PRODUCTS	12.1340	0.6	2.1	-0.2	2.1	-0.1	0.6	-0.2
Manufacture of pulp, paper and paperboard	5.3437	1.6	0.0	-0.4	0.0	-0.2	1.7	-0.6
Manufacture of corrugated paper and paperboard and of containers of paper and paperboard	2.9305	2.6	8.2	0.0	7.3	0.0	0.0	0.0
Manufacture of other articles of paper and paperboard	3.8598	-2.0	0.0	0.0	-0.4	0.0	-0.1	0.1
PRINTING AND REPRODUCTION OF RECORDED MEDIA	25.3293	0.0	0.0	0.0	0.0	-0.3	1.1	0.3
Printing	25.3293	0.0	0.0	0.0	0.0	-0.3	1.1	0.3
MANUFACTURE OF CHEMICALS & CHEMICAL PRODUCTS	64.5401	-0.3	2.0	-0.1	-2.0	0.0	0.4	-1.1
Manufacture of paints, varnishes and similar coatings, printing ink and mastics	10.0649	0.0	0.0	0.0	0.0	0.0	0.0	0.4
Manufacture of Soap, Detergents, cleaning and Polishing preparations	42.0194	-0.5	2.8	-0.2	-2.8	0.0	0.6	-1.5
Manufacture of Other chemical Products n.e.c	12.4559	0.0	0.2	0.0	0.0	0.0	0.0	-0.1
MANUFACTURE OF PHARMACEUTICALS, MEDICINAL CHEMICAL & BOTANICAL PRODUCTS	20.8167	-0.3	0.3	0.1	0.3	0.0	2.7	1.4
Manufacture of Pharmaceuticals, medicinal chemical and botanical products	20.8167	-0.3	0.3	0.1	0.3	0.0	2.7	1.4
MANUFACTURE OF RUBBER & PLASTIC PRODUCTS	22.9465	-0.1	0.0	0.1	0.0	0.0	-1.2	0.0
Manufacture of Plastic products	22.9465	-0.1	0.0	0.1	0.0	0.0	-1.2	0.0
MANUFACTURE OF OTHER NON-METALLIC MINERAL PRODUCTS	112.7063	-0.6	0.0	0.1	-2.3	0.0	0.0	0.5
Manufacture of Clay Building Materials	58.2410	0.8	0.0	0.3	-0.9	0.0	0.0	0.0
Manufacture of Cement, Lime and Plaster	35.2774	-1.9	0.0	0.0	-4.0	0.0	0.0	1.3
Manufacture of Articles of Concrete, cement and plaster	19.1880	-0.8	0.0	-0.1	-2.1	0.0	-0.1	0.0
MANUFACTURE OF BASIC METALS	14.5342	1.0	4.8	3.0	2.8	1.1	7.3	1.0
Manufacture of basic iron and steel	14.5342	1.0	4.8	3.0	2.8	1.1	7.3	1.0
MANUFACTURE OF FABRICATED METAL PRODUCTS, EXCEPT MACHINERY AND EQUIPMENT	10.8306	2.8	1.9	3.2	0.6	0.4	0.2	4.2
Manufacture of Other Fabricated Metals n.e.c	10.8306	2.8	1.9	3.2	0.6	0.4	0.2	4.2
MANUFACTURE OF ELECTRICAL EQUIPMENT	15.2395	0.0	0.0	-1.1	0.1	3.8	0.0	0.0
Manufacture of batteries and accumulators	4.3838	0.0	0.0	0.0	0.0	0.0	0.0	0.0
Manufacture of other electronic and electric wires and cables	10.8557	0.0	0.0	-1.8	0.1	6.2	-0.1	0.1
MANUFACTURE OF FURNITURE	13.8675	-0.3	-0.1	0.6	0.4	0.7	2.1	0.1
Manufacture of Furniture	13.8675	-0.3	-0.1	0.6	0.4	0.7	2.1	0.1

Table 3a: Producer Price Indices-Manufacturing (Export Market) up to January 2018

(Base period: July 2009 to June 2010=100)

Industry Group	Weight	Jul-17	Aug-17	Sep-17	Oct-17	Nov-17	Dec-17	Jan-18
PPI-M EXPORT	182.8019	225.06	227.62	225.65	230.80	226.71	225.15	226.79
MANUFACTURE OF FOOD PRODUCTS	107.1692	236.56	242.15	240.26	247.03	240.66	236.71	239.65
MANUFACTURE OF BEVERAGES	6.0896	302.88	303.26	302.74	305.94	306.02	304.71	306.12
MANUFACTURE OF TOBACCO PRODUCTS	14.7563	131.26	131.42	131.20	132.58	132.62	132.05	132.66
MANUFACTURE OF LEATHER & RELATED PRODUCTS	11.8440	233.83	215.32	203.32	205.23	207.84	224.21	216.69
MANUFACTURE OF PAPER & PAPER PRODUCTS	3.7241	269.47	270.30	271.51	275.17	275.14	280.95	282.55
MANUFACTURE OF CHEMICALS & CHEMICAL PRODUCTS	7.9472	212.51	212.77	212.41	214.65	214.71	213.79	214.78
MANUFACTURE OF PHARMACEUTICALS, MEDICINAL CHEMICAL & BOTANICAL PRODUCTS	2.9192	224.55	224.83	224.45	226.82	226.88	225.90	226.95
MANUFACTURE OF RUBBER & PLASTIC PRODUCTS	3.5084	194.70	194.70	194.70	194.70	194.70	194.70	194.70
MANUFACTURE OF OTHER NON-METALLIC MINERAL PRODUCTS	24.8439	156.38	156.57	156.31	157.96	158.00	157.32	158.05
MANUFACTURE OF FOOD PRODUCTS	107.1692	236.56	242.15	240.26	247.03	240.66	236.71	239.65
Processing & Preserving of Fish, Crustaceans and Mollusca	19.8991	311.93	320.59	316.24	334.03	317.82	303.53	312.59
Manufacture of Vegetable and Animal Oils and Fats	21.4665	232.67	232.96	232.56	235.02	235.08	234.07	235.16
Manufacture of Sugar	15.0580	242.08	242.39	241.97	244.53	244.59	243.54	244.67
Coffee Processing	33.8117	198.06	208.11	204.19	204.36	200.13	207.35	207.69
Tea Processing	16.9340	157.68	164.88	173.10	174.87	171.99	158.80	152.56
MANUFACTURE OF BEVERAGES	6.0896	302.88	303.26	302.74	305.94	306.02	304.71	306.12
Manufacture of Soft Drinks, Production of Mineral waters and Other bottled waters	6.0896	302.88	303.26	302.74	305.94	306.02	304.71	306.12
MANUFACTURE OF TOBACCO PRODUCTS	14.7563	131.26	131.42	131.20	132.58	132.62	132.05	132.66
Manufacture of Tobacco Products	14.7563	131.26	131.42	131.20	132.58	132.62	132.05	132.66
MANUFACTURE OF LEATHER & RELATED PRODUCTS	11.8440	233.83	215.32	203.32	205.23	207.84	224.21	216.69
Tanning and dressing of leather; dressing and dyeing of fur	11.8440	233.83	215.32	203.32	205.23	207.84	224.21	216.69
MANUFACTURE OF PAPER & PAPER PRODUCTS	3.7241	269.47	270.30	271.51	275.17	275.14	280.95	282.55
Manufacture of pulp, Paper & Paperboard	3.7241	269.47	270.30	271.51	275.17	275.14	280.95	282.55
MANUFACTURE OF CHEMICALS & CHEMICAL PRODUCTS	7.9472	212.51	212.77	212.41	214.65	214.71	213.79	214.78
Manufacture of Soap, Detergents, cleaning and Polishing preparations	7.9472	212.51	212.77	212.41	214.65	214.71	213.79	214.78
MANUFACTURE OF PHARMACEUTICALS, MEDICINAL CHEMICAL & BOTANICAL PRODUCTS	2.9192	224.55	224.83	224.45	226.82	226.88	225.90	226.95
Manufacture of Pharmaceuticals, medicinal chemical and botanical products	2.9192	224.55	224.83	224.45	226.82	226.88	225.90	226.95
MANUFACTURE OF RUBBER & PLASTIC PRODUCTS	3.5084	194.70	194.70	194.70	194.70	194.70	194.70	194.70
Manufacture of Plastic products	3.5084	194.70	194.70	194.70	194.70	194.70	194.70	194.70
MANUFACTURE OF OTHER NON-METALLIC MINERAL PRODUCTS	24.8439	156.38	156.57	156.31	157.96	158.00	157.32	158.05
Manufacture of Cement, Lime and Plaster	24.8439	156.38	156.57	156.31	157.96	158.00	157.32	158.05

Table 3b: Annual Changes Producer Prices-Manufacturing (Export Market) up to January 2018

(Base period: July 2009 to June 2010=100)

Industry Group	Weight	Jul-17	Aug-17	Sep-17	Oct-17	Nov-17	Dec-17	Jan-18
PPI-M EXPORT	182.8019	6.2	7.8	5.4	6.7	2.2	-0.7	-0.4
MANUFACTURE OF FOOD PRODUCTS	107.1692	5.3	8.3	5.1	7.2	1.8	-2.4	-1.9
MANUFACTURE OF BEVERAGES	6.0896	25.5	25.8	24.6	20.2	18.5	18.5	18.7
MANUFACTURE OF TOBACCO PRODUCTS	14.7563	0.4	0.6	-0.3	-3.8	-5.2	-5.2	-5.0
MANUFACTURE OF LEATHER & RELATED PRODUCTS	11.8440	10.5	1.5	-2.0	-0.5	6.9	6.9	5.5
MANUFACTURE OF PAPER & PAPER PRODUCTS	3.7241	2.3	4.8	5.9	3.3	1.8	4.0	4.2
MANUFACTURE OF CHEMICALS & CHEMICAL PRODUCTS	7.9472	-6.6	-6.4	-7.3	-10.6	-11.9	-11.9	-11.7
MANUFACTURE OF PHARMACEUTICALS, MEDICINAL CHEMICAL & BOTANICAL PRODUCTS	2.9192	7.2	6.9	5.9	2.2	0.7	0.7	0.8
MANUFACTURE OF RUBBER & PLASTIC PRODUCTS	3.5084	2.0	2.0	2.0	2.0	2.0	2.0	0.1
MANUFACTURE OF OTHER NON-METALLIC MINERAL PRODUCTS	24.8439	6.7	6.9	5.9	2.2	0.7	0.7	0.8
MANUFACTURE OF FOOD PRODUCTS	107.1692	5.3	8.3	5.1	7.2	1.8	-2.4	-1.9
Processing & Preserving of Fish, Crustaceans and Mollusca	19.8991	11.6	21.4	12.5	19.7	11.3	6.8	2.7
Manufacture of Vegetable and Animal Oils and Fats	21.4665	-5.1	-8.3	-8.6	-5.6	-7.9	-10.6	-10.4
Manufacture of Sugar	15.0580	6.7	6.9	6.5	5.9	2.2	0.7	0.8
Coffee Processing	33.8117	3.1	6.0	3.9	-2.5	-6.5	-10.3	-3.6
Tea Processing	16.9340	25.1	31.0	37.4	44.9	33.0	24.6	15.9
MANUFACTURE OF BEVERAGES	6.0896	25.5	25.8	25.3	24.6	20.2	18.5	18.7
Manufacture of Soft Drinks, Production of Mineral waters and Other bottled waters	6.0896	25.5	25.8	25.3	24.6	20.2	18.5	18.7
MANUFACTURE OF TOBACCO PRODUCTS	14.7563	0.4	0.6	0.2	-0.3	-3.8	-5.2	-5.0
Manufacture of Tobacco Products	14.7563	0.4	0.6	0.2	-0.3	-3.8	-5.2	-5.0
MANUFACTURE OF LEATHER & RELATED PRODUCTS	11.8440	10.5	1.5	-5.2	-2.0	-0.5	6.9	5.5
Tanning and dressing of leather; dressing and dyeing of fur	11.8440	10.5	1.5	-5.2	-2.0	-0.5	6.9	5.5
MANUFACTURE OF PAPER & PAPER PRODUCTS	3.7241	2.3	4.8	4.9	5.9	3.3	4.0	4.2
Manufacture of pulp, Paper & Paperboard	3.7241	2.3	4.8	4.9	5.9	3.3	4.0	4.2
MANUFACTURE OF CHEMICALS & CHEMICAL PRODUCTS	7.9472	-6.6	-6.4	-6.8	-7.3	-10.6	-11.9	-11.7
Manufacture of Soap, Detergents, cleaning and Polishing preparations	7.9472	-6.6	-6.4	-6.8	-7.3	-10.6	-11.9	-11.7
MANUFACTURE OF PHARMACEUTICALS, MEDICINAL CHEMICAL & BOTANICAL PRODUCTS	2.9192	7.2	6.9	6.5	5.9	2.2	0.7	0.8
Manufacture of Pharmaceuticals, medicinal chemical and botanical products	2.9192	7.2	6.9	6.5	5.9	2.2	0.7	0.8
MANUFACTURE OF RUBBER & PLASTIC PRODUCTS	3.5084	2.0	2.0	2.0	2.0	2.0	2.0	0.1
Manufacture of Plastic products	3.5084	2.0	2.0	2.0	2.0	2.0	2.0	0.1
MANUFACTURE OF OTHER NON-METALLIC MINERAL PRODUCTS	24.8439	6.7	6.9	6.5	5.9	2.2	0.7	0.8
Manufacture of Cement, Lime and Plaster	24.8439	6.7	6.9	6.5	5.9	2.2	0.7	0.8

Table 3c: Monthly Changes in Producer Prices-Manufacturing- (Export Market) up to January 2018

(Base period: July 2009 to June 2010=100)

Industry Group	Weight	Jul-17	Aug-17	Sep-17	Oct-17	Nov-17	Dec-17	Jan-18
PPI-M EXPORT	182.8019	1.7	1.1	-0.9	2.0	-1.8	-0.7	0.7
MANUFACTURE OF FOOD PRODUCTS	107.1692	0.0	2.4	-0.8	2.9	-2.6	-1.6	1.2
MANUFACTURE OF BEVERAGES	6.0896	18.0	0.1	-0.2	1.1	0.0	-0.4	0.5
MANUFACTURE OF TOBACCO PRODUCTS	14.7563	-5.6	0.1	-0.2	1.1	0.0	-0.4	0.5
MANUFACTURE OF LEATHER & RELATED PRODUCTS	11.8440	8.9	-7.9	-5.6	-4.9	1.3	7.9	-3.4
MANUFACTURE OF PAPER & PAPER PRODUCTS	3.7241	0.5	0.3	0.4	1.3	0.0	2.1	0.6
MANUFACTURE OF CHEMICALS & CHEMICAL PRODUCTS	7.9472	0.1	0.1	-0.2	1.1	0.0	-0.4	0.5
MANUFACTURE OF PHARMACEUTICALS, MEDICINAL CHEMICAL & BOTANICAL PRODUCTS	2.9192	0.3	0.1	-0.2	1.1	0.0	-0.4	0.5
MANUFACTURE OF RUBBER & PLASTIC PRODUCTS	3.5084	0.0	0.0	0.0	0.0	0.0	0.0	0.0
MANUFACTURE OF OTHER NON-METALLIC MINERAL PRODUCTS	24.8439	0.3	0.1	-0.2	1.1	0.0	-0.4	0.5
MANUFACTURE OF FOOD PRODUCTS	107.1692	0.0	2.4	-0.8	2.9	-2.6	-1.6	1.2
Processing & Preserving of Fish, Crustaceans and Mollusca	19.8991	0.6	2.8	-1.4	5.6	-4.9	-4.5	3.0
Manufacture of Vegetable and Animal Oils and Fats	21.4665	0.3	0.1	-0.2	1.1	0.0	-0.4	0.5
Manufacture of Sugar	15.0580	0.3	0.1	-0.2	1.1	0.0	-0.4	0.5
Coffee Processing	33.8117	-2.4	5.1	-1.9	0.1	-2.1	3.6	0.2
Tea Processing	16.9340	3.3	4.6	5.0	2.3	-1.6	-7.7	-3.9
MANUFACTURE OF BEVERAGES	6.0896	18.0	0.1	-0.2	1.1	0.0	-0.4	0.5
Manufacture of Soft Drinks, Production of Mineral waters and Other bottled waters	6.0896	18.0	0.1	-0.2	1.1	0.0	-0.4	0.5
MANUFACTURE OF TOBACCO PRODUCTS	14.7563	-5.6	0.1	-0.2	1.1	0.0	-0.4	0.5
Manufacture of Tobacco Products	14.7563	-5.6	0.1	-0.2	1.1	0.0	-0.4	0.5
MANUFACTURE OF LEATHER & RELATED PRODUCTS	11.8440	8.9	-7.9	-5.6	-4.9	1.3	7.9	-3.4
Tanning and dressing of leather; dressing and dyeing of fur	11.8440	8.9	-7.9	-5.6	-4.9	1.3	7.9	-3.4
MANUFACTURE OF PAPER & PAPER PRODUCTS	3.7241	0.5	0.3	0.4	1.3	0.0	2.1	0.6
Manufacture of pulp, Paper & Paperboard	3.7241	0.5	0.3	0.4	1.3	0.0	2.1	0.6
MANUFACTURE OF CHEMICALS & CHEMICAL PRODUCTS	7.9472	0.1	0.1	-0.2	1.1	0.0	-0.4	0.5
Manufacture of Soap, Detergents, cleaning and Polishing preparations	7.9472	0.1	0.1	-0.2	1.1	0.0	-0.4	0.5
MANUFACTURE OF PHARMACEUTICALS, MEDICINAL CHEMICAL & BOTANICAL PRODUCTS	2.9192	0.3	0.1	-0.2	1.1	0.0	-0.4	0.5
Manufacture of Pharmaceuticals, medicinal chemical and botanical products	2.9192	0.3	0.1	-0.2	1.1	0.0	-0.4	0.5
MANUFACTURE OF RUBBER & PLASTIC PRODUCTS	3.5084	0.0	0.0	0.0	0.0	0.0	0.0	0.0
Manufacture of Plastic products	3.5084	0.0	0.0	0.0	0.0	0.0	0.0	0.0
MANUFACTURE OF OTHER NON-METALLIC MINERAL PRODUCTS	24.8439	0.3	0.1	-0.2	1.1	0.0	-0.4	0.5
Manufacture of Cement, Lime and Plaster	24.8439	0.3	0.1	-0.2	1.1	0.0	-0.4	0.5