UGANDA DEMOGRAPHIC AND HEALTH SURVEY 2022

THE REPUBLIC OF UGANDA

The Uganda Demographic and Health Survey 2022 (UDHS 2022) provides data for monitoring the Health and population of Uganda. The survey is based on a nationally representative sample that provides estimates at the National level, for urban and rural areas, for each of the 14 sub regions.

Total Fertility Rate

Average number of Children per woman by UDHS survey years

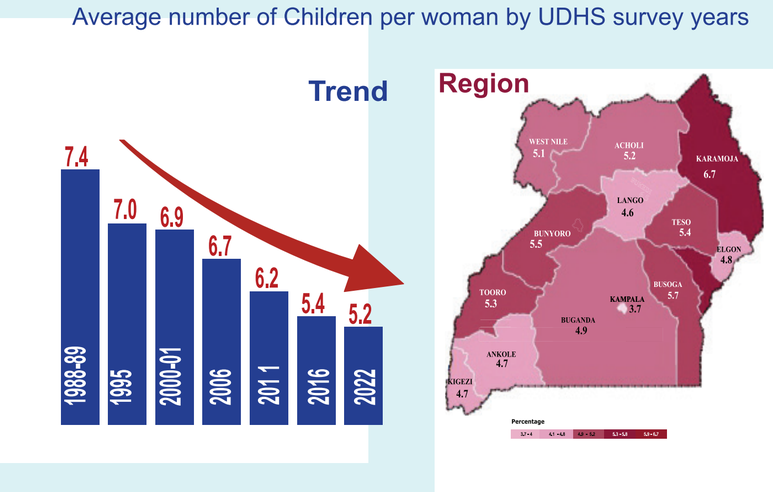

Childhood Mortality

Deaths per 1000 live births for the 5 year period before survey

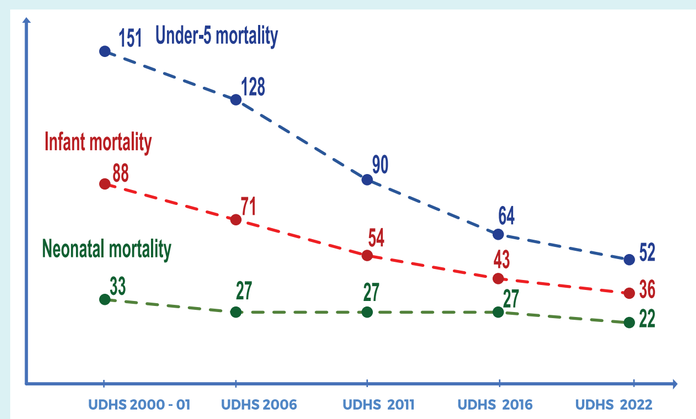

Life Expectancy at Birth

Average number of years a new born can expect to live

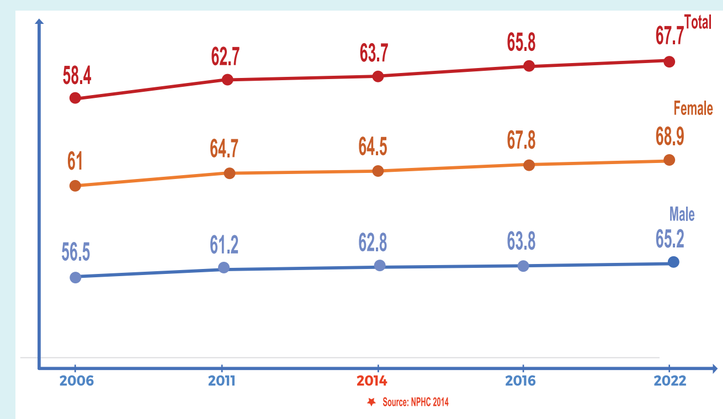

Contraceptive Use

Percentage of currently married women age 15-49 who were using any method and those using mordern method of family planning.

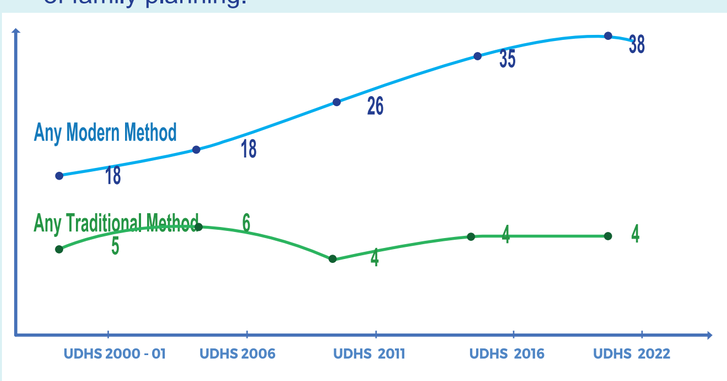

Nutritional Status in Children

Percent of children aged 6-59 months

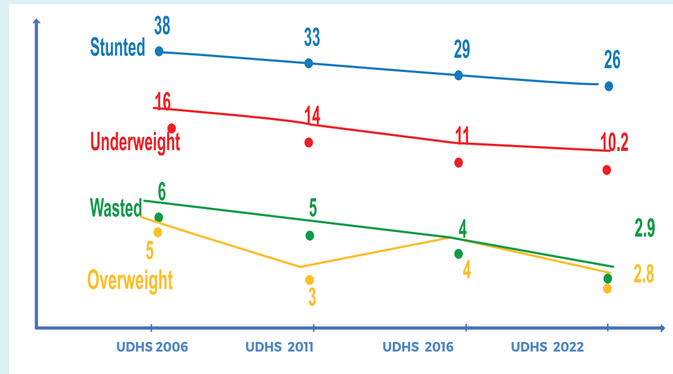

Basic Vaccination Coverage

Percent of children age 12-23 months vaccinated

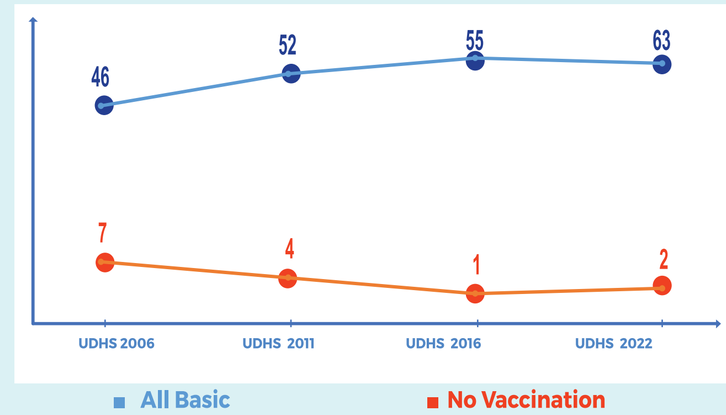

Pregnancy Related Mortality Ratio (PRMR)

Pregnancy-related deaths per 100,000 live births

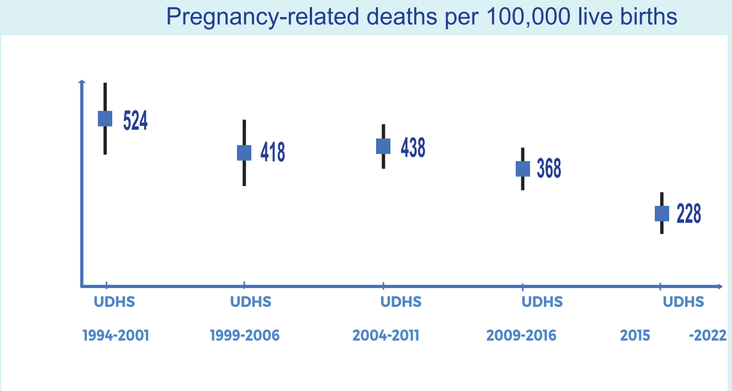

Maternal Mortaliy Ratio

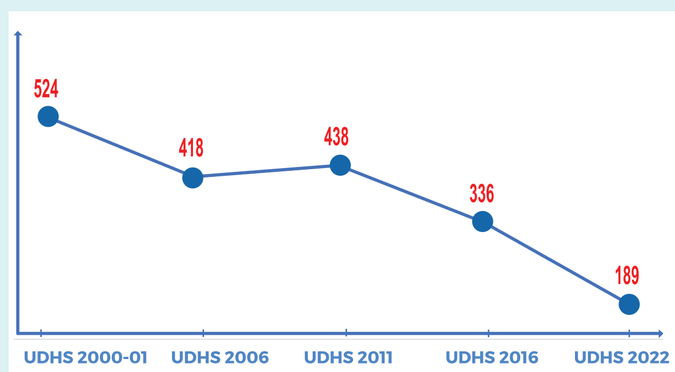

Selected Refugee Indicators

Total Fertility Rate (TFR)	5.9 Children per woman
Modern Contraceptive Use	5%
Infant Mortality Rate (IMR)	23 Deaths per 1,000 live birth
Under Five Mortality Rate (UMR)	45 Deaths per 1,000 live birth
Neonatal Mortality Rate (NMR)	12 Deaths per 1,000 live birth
All Basic Vaccinations (12-23 months)	73%

Teenage Child Bearing

Percentage of women aged 15-19 who have had a live birth or who are pregnant with their first child

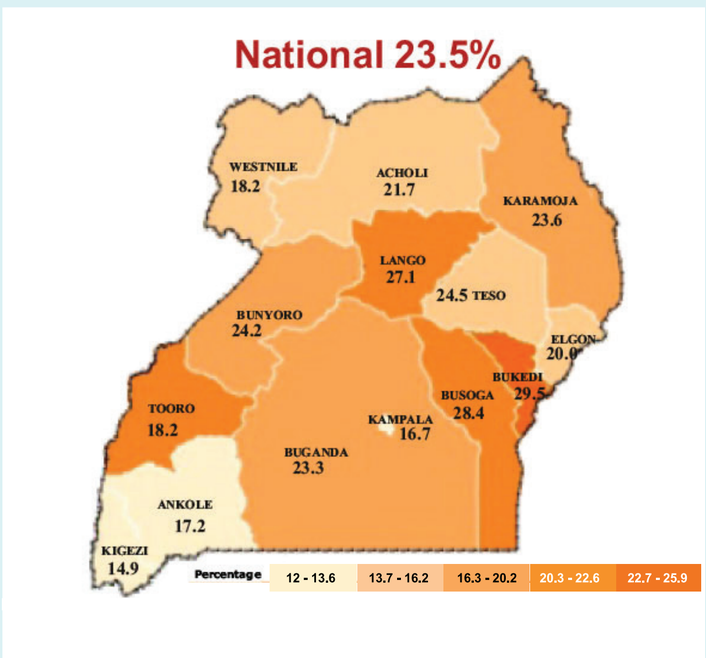

Antenatal Care Coverage

Percentage of women age 15-49 who had a live birth in the 2 year before the survey (for the most recent birth)

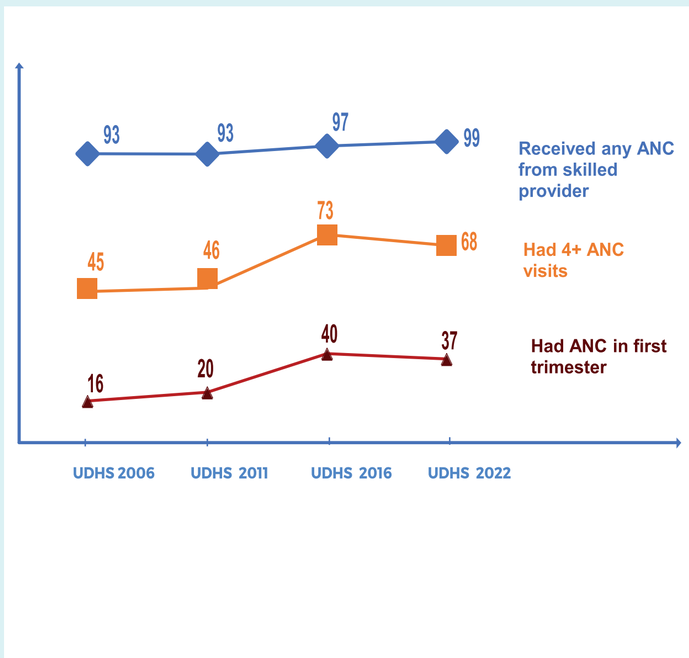

Level of Faecal Contamination of Household Drinking Water

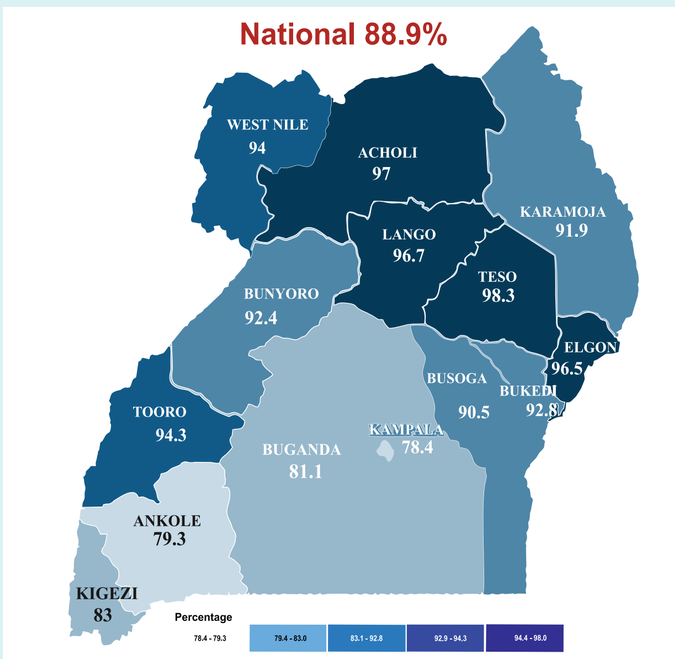

THE CONTENT IN THIS INFOGRAPHIC IS THE SOLE RESPONSIBILITY OF UGANDA BUREAU OF STATISTICS.

Spotlight Initiative — To eliminate violence against women and girls | UNFPA | UNHCR The UN Refugee Agency | unicef | THE WORLD BANK | World Health Organization