




# UGANDA BUREAU OF STATISTICS

UBOS STAFF COVID\_19 INFORMATION SERIES NO. 15 (2020)

MONDAY, APRIL 27, 2020



**PRESIDENTIAL  
ADDRESS**

**08:00 PM**

**LIVE TUESDAY  
APRIL 28<sup>TH</sup> 2020**

**H. E. Yoweri K. Museveni**  
President Of  
The Republic Of Uganda.

## IN THIS BULLETIN

- National news round up
- Current state of COVID 19 in Uganda
- Rate of recovery from COVID 19
- Follow up of contacts and alerts
- Testing for Corona virus
- Rates across the East African Community

*This Analytical Compilation is per COVID-19 national data available up to April 26, 2020*

## PRESIDENT MUSEVENI FLAGS OFF DONATED 'COVID-19' CARS



- H.E the President flanked by Rt. Hon Ruhakana Rugunda (Prime Minister) and other government officials officially flagged off a fleet of 45 brand new donated vehicles at Kololo Airstrip Grounds to help in the COVID-19 fight.
- The President reiterated his desire to build a crisis response fleet of 1350 vehicles for the Ministry of Health (MoH) with each district getting a share of 10 vehicles.
- MTN Uganda also responded to the President's call by donating three brand new Nissan hard body pickups to the COVID-19 national taskforce.
- President Museveni further encouraged other potential donors to prioritize donating brand new double cabin 4WD pickup trucks to help the MoH achieve its mandate.

## NSSF EXEMPTS OVER 800 COMPANIES FROM REMITTING CONTRIBUTIONS AS COVID-19 BITES HARD

- Up to 847 companies have been allowed to withhold their staff monthly remittances to the fund due to the COVID-19 pandemic and its effects on businesses.
- Richard Byarugaba, the Fund's Managing Director said they decided to exempt the companies in order to enable them steady their cash flows as well as mitigate the effects of the lockdown.
- He further said, companies must apply to be considered for the offer. The offer initially runs up to end of June 2020.



## WHEN IT WAS MALARIA DAY WITH IN THE COVID-19 PANDEMIC

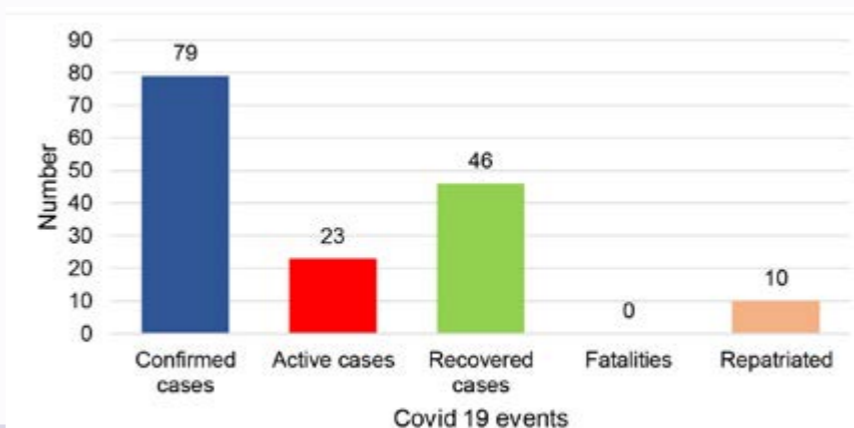
- UBOS was joined by other partners i.e Government of Uganda, USAID, UKaid, the Global Fund and the World Health Organization for the virtual dissemination of the Malaria Indicator Survey (MIS) results 2018-10 on April 23, 2020.
- According to the results, 83% of the households in Uganda own at least one Insecticide Treated Net (ITN) whereas 53% of households own at least one ITN for every two persons.
- 93% of ITNs owned by households were obtained from distribution campaigns, 5% from routine distribution and the rest from other sources including shops and / or markets.
- 74% of the households designated for indoor residual spraying had been sprayed.
- About 1 in 10 children (10%) aged 0 -59 months tested positive for malaria.
- 78% of women aged 15 – 49 years are aware that malaria is transmitted by mosquitoes and / or through mosquito bites.
- To date, malaria remains one of the leading killer diseases in the country. On average, about 16 people succumb to malaria related deaths on a daily.



## UGANDA AGAINST COVID-19: The Current Standings

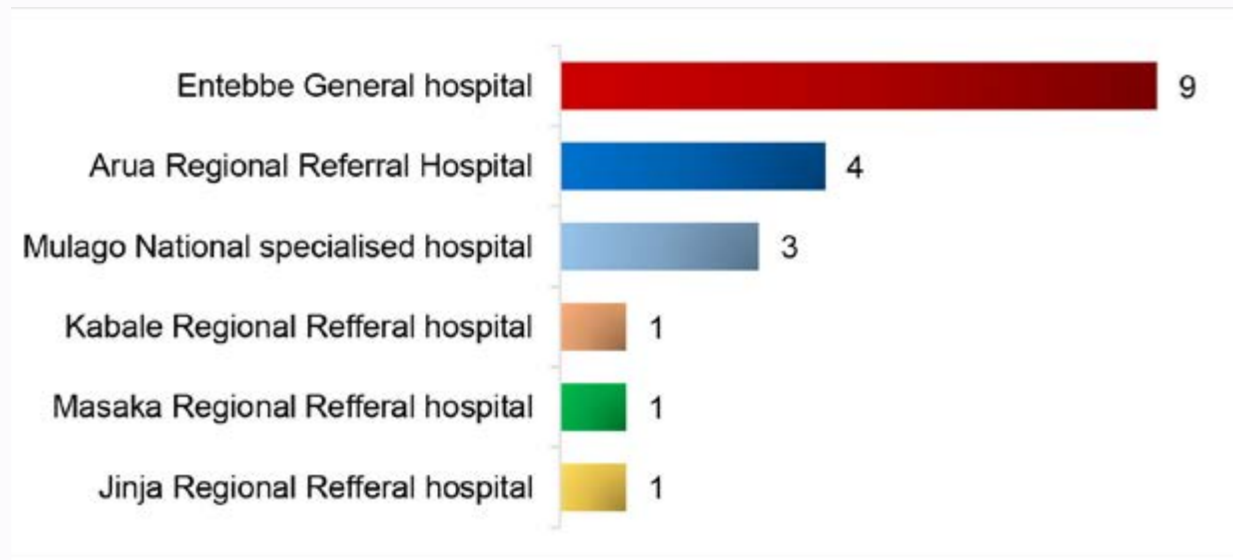
As of April 27, 2020, Uganda has 75 confirmed cases with 46 recoveries and zero deaths. Figure 1 shows that out of the 79 confirmed COVID-19 cases in Uganda, 10 of these were repatriated to their respective countries of nationality, all of whom were truck drivers from neighbouring Kenya and Tanzania.

**Figure 1: Distribution of confirmed cases**



**Figure 2** shows that Entebbe Grad B General Hospital still has the highest number of active cases compared to the other hospitals that are treating confirmed cases.

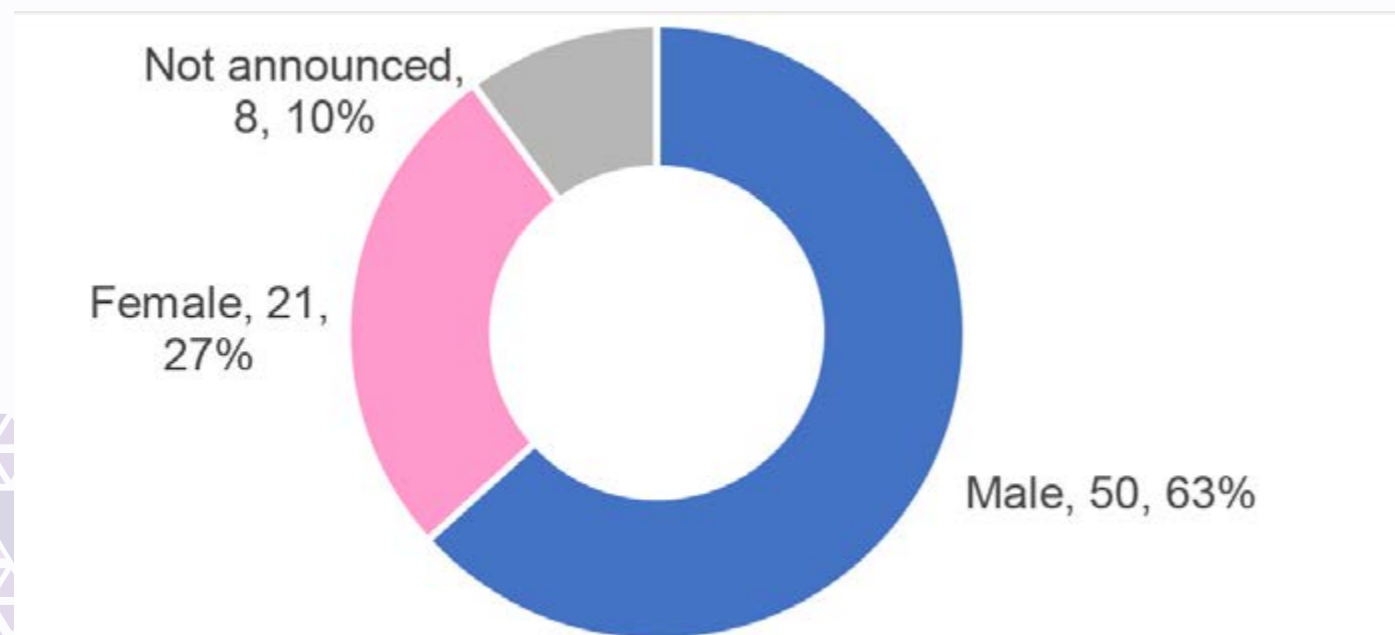
**Figure 2: Distribution of Active COVID 19 cases**



## DEMOGRAPHICS OF CONFIRMED CASES

**Figure 3** shows that majority of confirmed cases are male (63%). This is in line with the norm that more men than women are in the workforce and therefore more exposed such as traders, boda boda operators and truck drivers. The sex distribution has eight cases whose sex breakdown was not explained as the results were released.

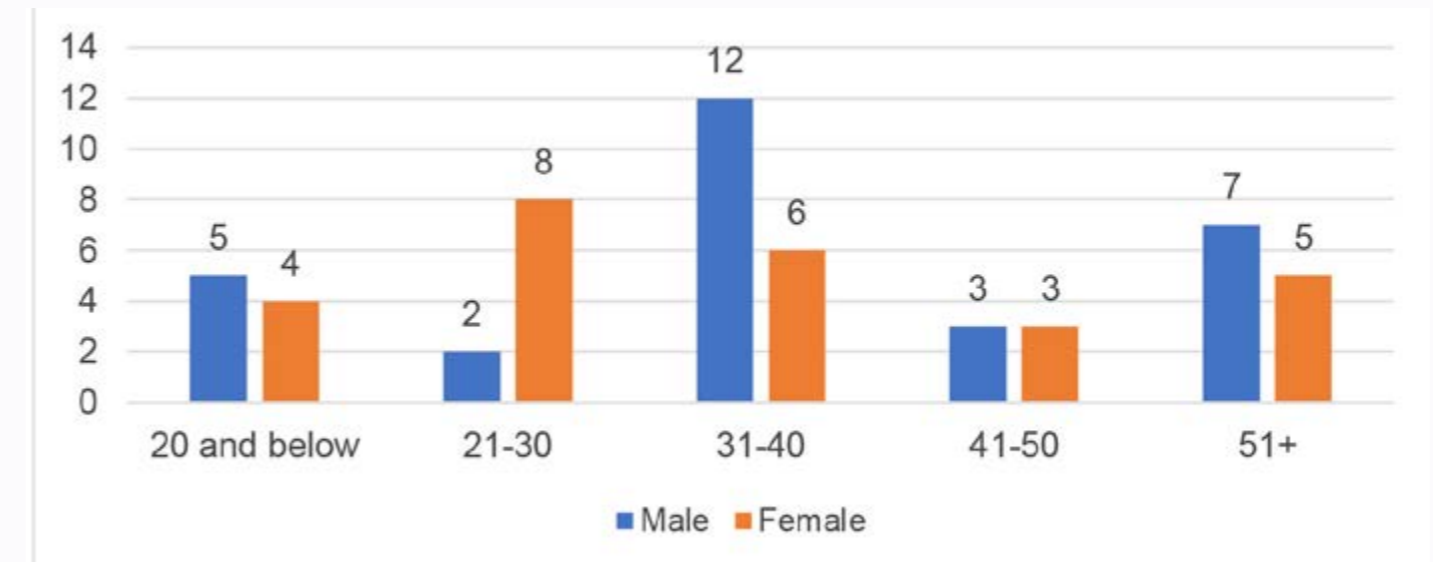
**Figure 3: Sex distribution of COVID 19 confirmed cases**



The most affected age group are those aged 20 to 40 years with slightly more males (13) than females (11) as seen in figure 4.

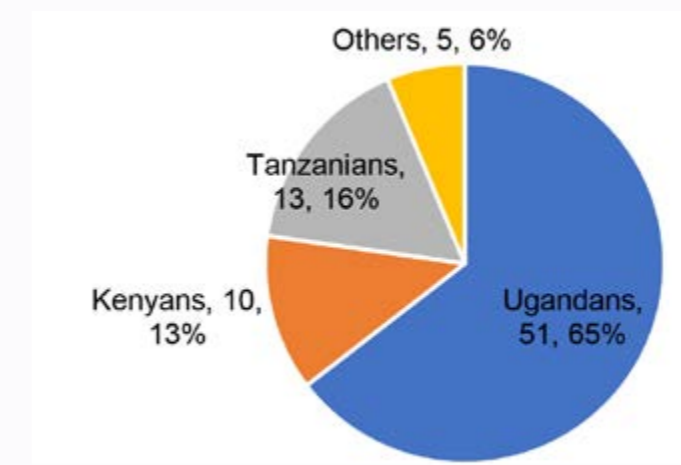
However, in the older age group above 50 years, the men are twice more likely than women to have been infected with corona virus as well as in the group of 31-40 years. Women in the twenties are more affected than the men. Please note that Ministry of Health (MoH) does not reveal regularly, the age and sex of all the confirmed cases.

**Figure 4: Number of COVID 19 confirmed cases by age and sex**



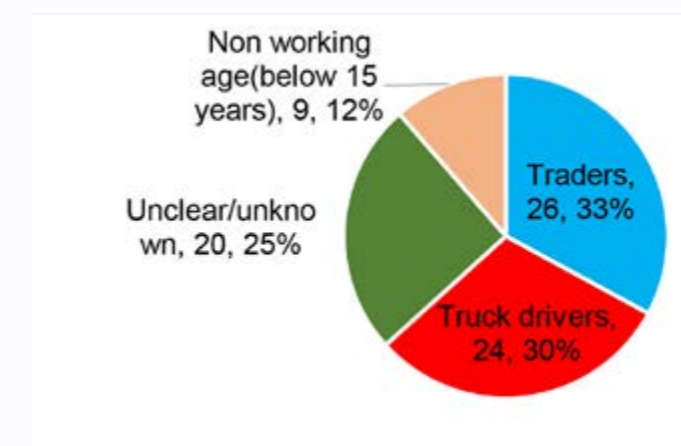
Sixty five percent (65%) of the COVID 19 confirmed cases are Ugandans. Among the non-Ugandans, Kenyans constitute (13%) and Tanzanians (16%) as seen in figure 5.

**Figure 5: Nationality of COVID 19 confirmed cases in Uganda**



**Figure 6** shows that 33% of the confirmed COVID 19 cases are probably international traders who had travelled to Dubai, China and Turkey (these are common destinations for these traders), 30% are truck drivers who are most likely traders as well while 12% are considered non-working because they are out of the working age bracket of 14 to 64 years.

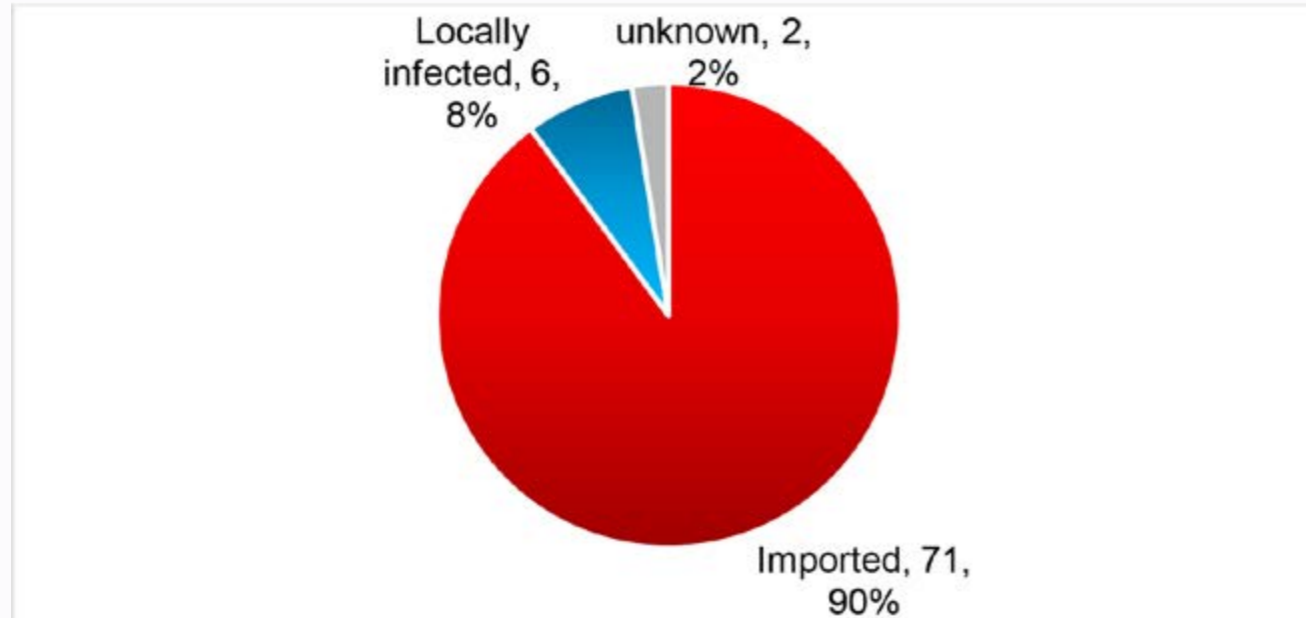
**Figure 6: Work status of COVID 19 confirmed cases in Uganda**



## TRANSMISSION CLASSIFICATION

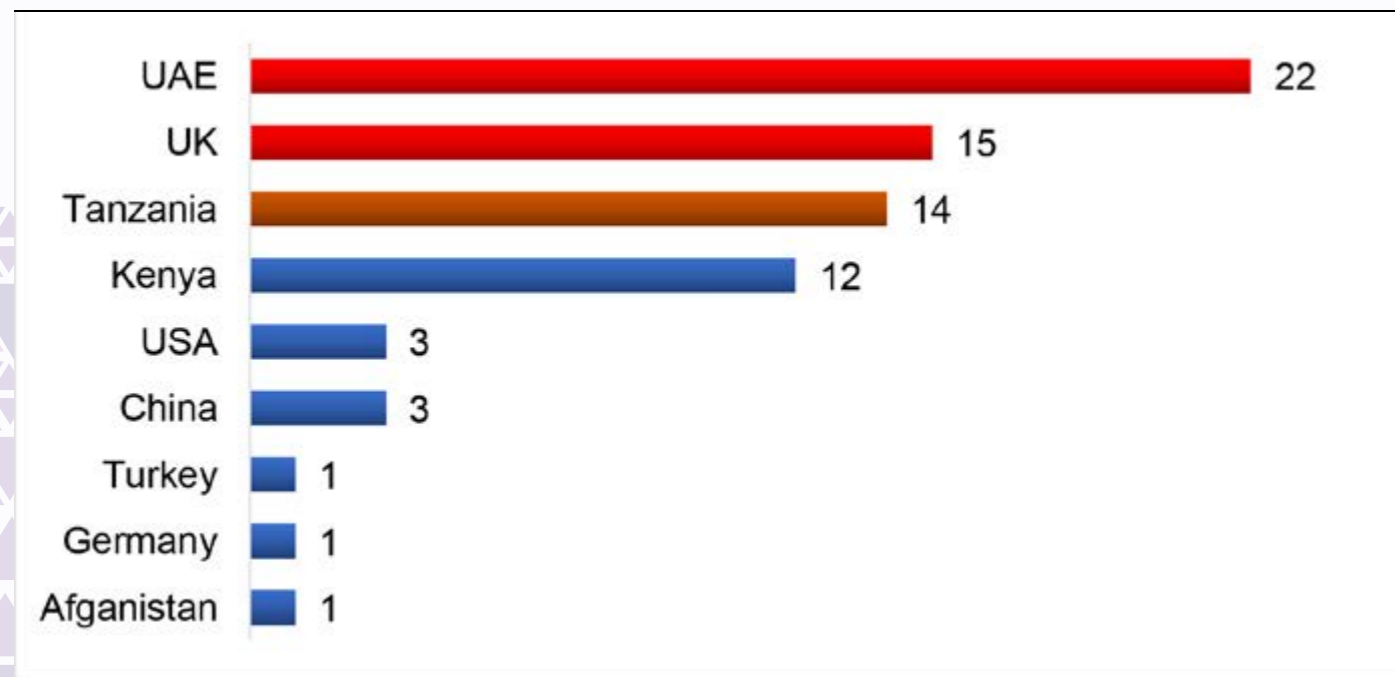
**Figure 7** shows that of the 79 confirmed cases, 90% were imported from other countries and 8% were infected from Uganda while 2% are from unknown sources. This gives a greater justification for closing entry and exit points of the country and calls on greater vigilance to adhere to control measures to avoid further spread and / or infections.

**Figure 7: Distribution of COVID 19 confirmed cases by chain of transmission**



**Figure 8** shows that majority of the confirmed cases were imported from the United Arab Emirates (22) followed by the United Kingdom (15) with the other countries contributing fewer cases. However, Kenya (12) and Tanzania (14) are ranking high within Africa.

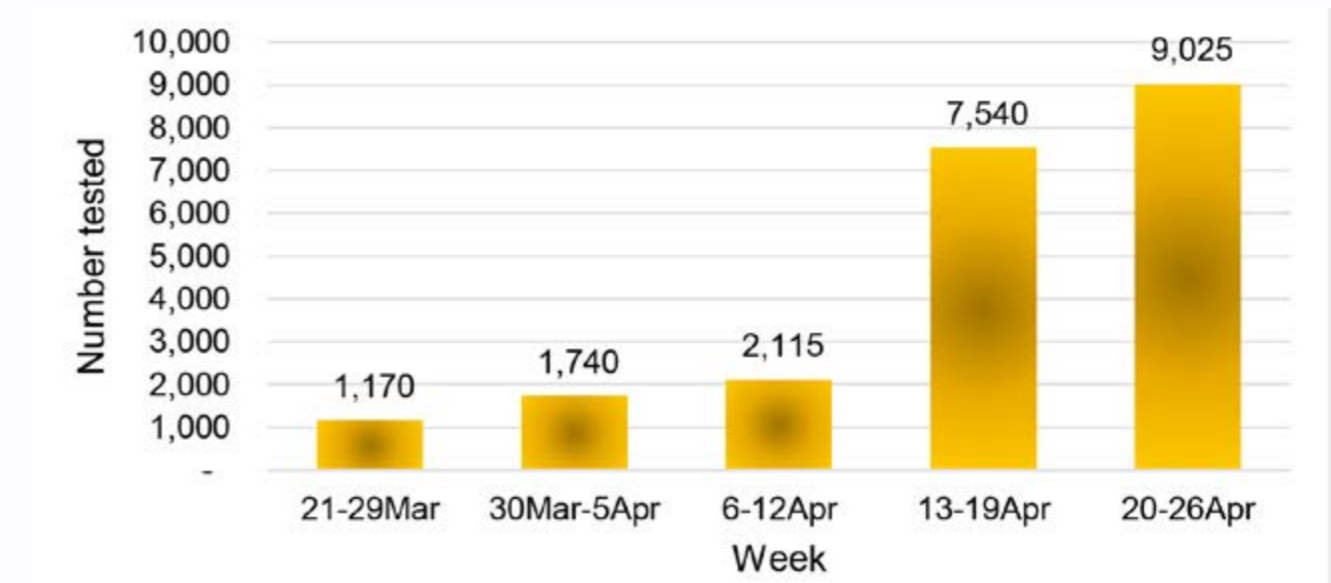
**Figure 8: Distribution of number of COVID 19 confirmed cases by Country of arrival**



## TESTING FOR CORONA VIRUS

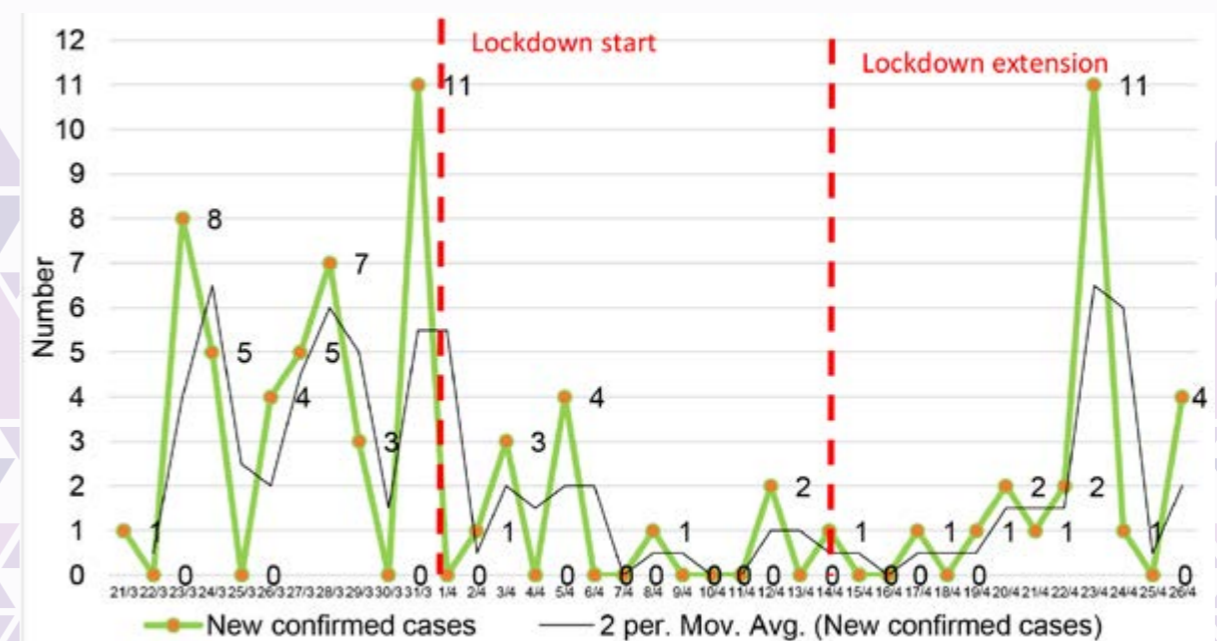
**Figure 9** shows that the daily number of tests for COVID 19 has increased gradually from 11 cases on March 21, 2020 to 1,989 cases on April 25, 2020. However, there have been unexplained drops in the number tested on certain days. It is worth noting that the numbers reported are samples not individuals since some individuals may be tested more than once. The tested samples are mainly from those that were captured at the airport, from the quarantine, Ugandans that came out with fear that they could have contracted the virus and truck drivers.

**Figure 9: Number of tests done daily by week**



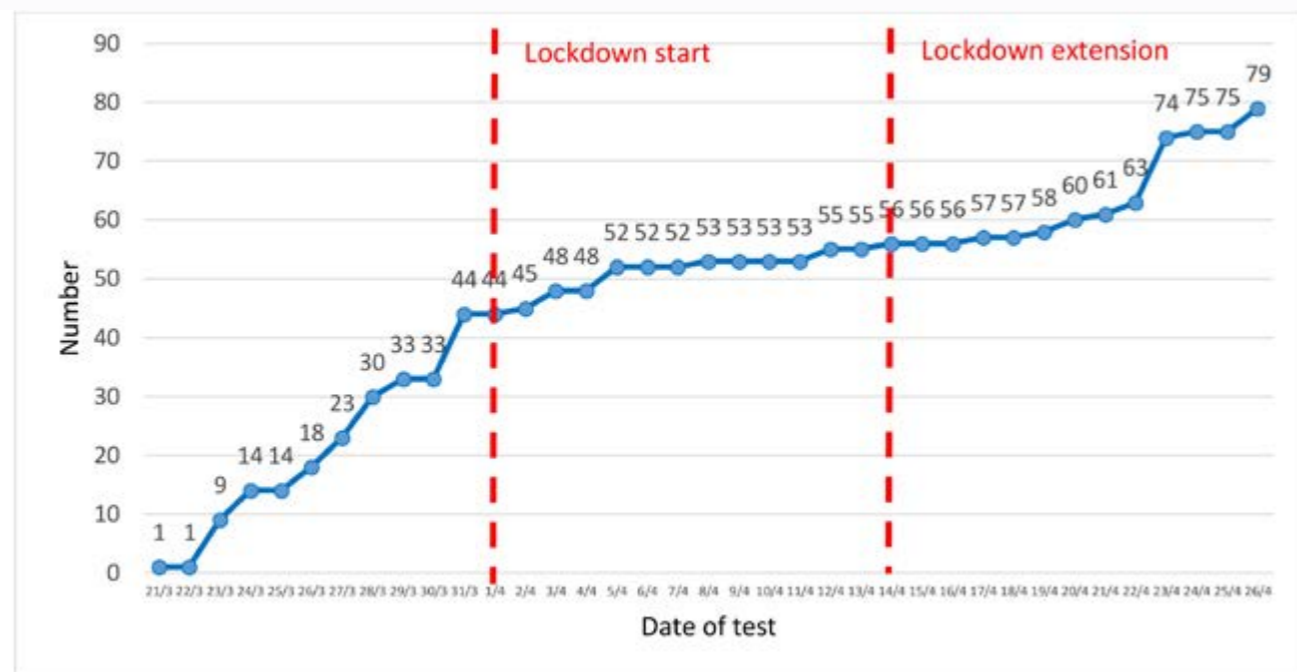
**Figure 10** shows that the number of confirmed cases on a daily basis has been fluctuating over the period. The effect of the first lockdown on confirmed cases is noticeable in two phases; pre lockdown saw the majority of the cases (44) and they reduced to 10 cases during the lockdown. The extension of the lockdown had showed reduced daily confirmed cases until April 23, 2020 when it sky rocketed to 11 in a single day bringing the total cases in the extended lockdown to 24. This is attributed to increased testing carried out at the territorial entry border points with a number of truck drivers turning out positive.

**Figure 10: Trend of new confirmed cases per day**



**Figure 11** shows that the cumulative curve of confirmed cases was on a steep raise before the lockdown and thereafter it started flattening but has increased to 79 from 55 cases. The increase is due to the increased testing of truck drivers at border posts where a number of the tests have turned out positive.

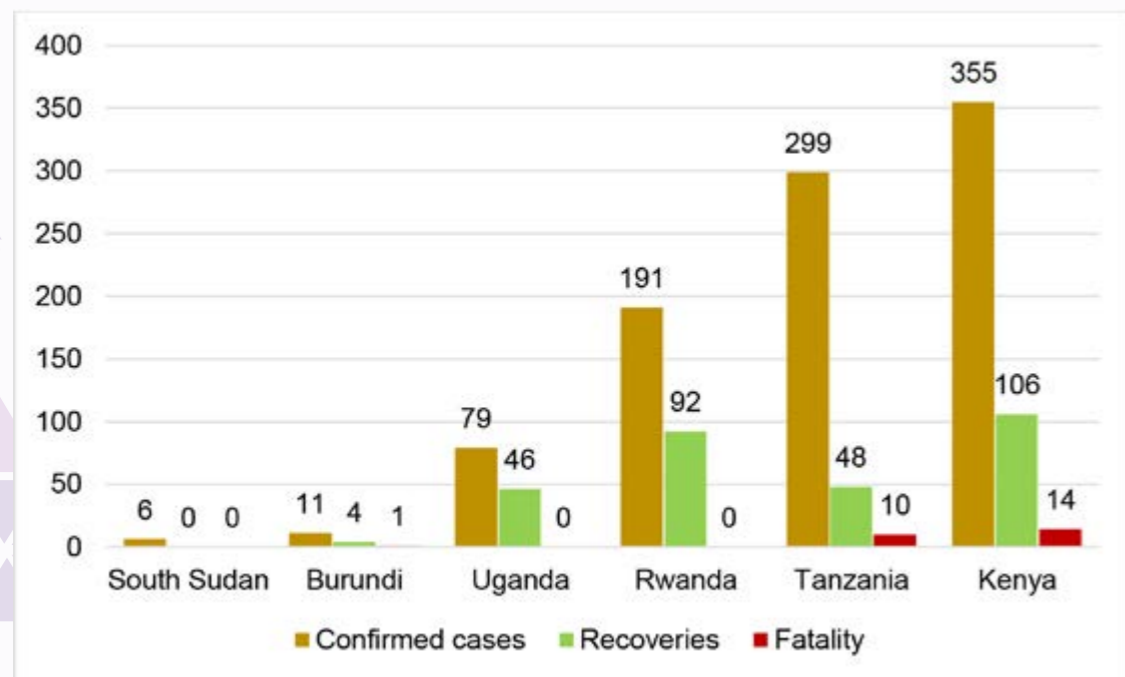
**Figure 11: Trend of cumulative confirmed COVID-19 cases**



### RATES ACROSS THE EAST AFRICAN COMMUNITY

According to the corona virus world-meter as of April 26, 2020, within the EAC member states, Kenya ranks highest (355) followed by Tanzania (299) with the highest number of confirmed cases. On the other hand, Kenya has the highest number of recoveries (106) followed by Rwanda (92). However, Uganda has the highest rate of recovery (46 out of 69 treated in Uganda making it 67%).

**Figure 12: Comparison across the EAC countries**



### QUARANTINE PUZZLE

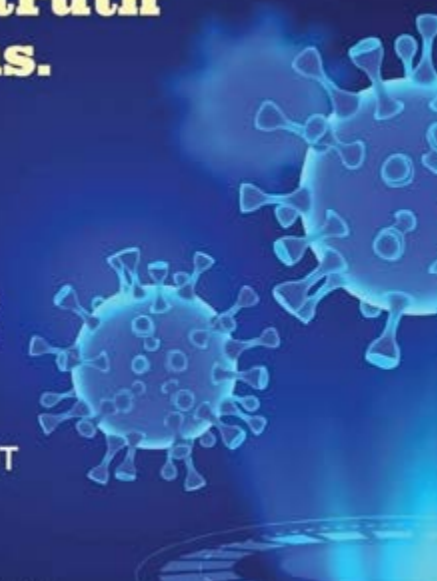


### Spread the truth not the virus.

\* Cold weather and snow CANNOT kill the coronavirus.

\* The coronavirus CAN be transmitted in areas with hot and humid climates.

\* The coronavirus CANNOT be transmitted through mosquito bites.



Wash your hands regularly with soap and water, or with an alcohol-based gel.

## **UBOS COVID\_19 TASKFORCE RESPONSE TEAMS**

Sarah Nakasinde- Tel: +256-772693022 (Kampala area)

Nsiko Israel- Tel: +256-772617768, +256-711706093 (Entebbe area)

## **OUR LINK TO THE NATIONAL TASKFORCE**

Jackson Kadumye, Senior Communications Officer- Ministry of Health

Tel: +256-706877903, +256-774504252

## **THE NATIONAL RESPONSE CONTACTS**

Dr. Allan Muruta- +256-772460297

Dr. Atek Kagirita - +256-782909153

Toll free- 0800-100-066, 0800-203-s033, 0800-303-033 & 919.

## **THE UBOS TASKFORCE ON COVID\_19**

Edgar Mbahamiza – Chairperson +256-772485712

Charles Walube- Secretary +256-772409146

Stephen Baryahirwa – Member +256-772411067

Sarah Nakasinde – Member +256-772693022

Pamela N. Kakande – Member +256-772303441

Isreal Nsiko – Member +256-772617768


Steven Kamukugize – Member +256-781419718


Ivan K. Mafigiri- Member / Information Desk +256-711999902



**This leaflet is a publication of the UBOS TASKFORCE ON COVID\_19  
UGANDA BUREAU OF STATISTICS**

Plot 9 Colville Street, P.O Box 7186, Kampala – Uganda

 +256-414-706000

 +256-414-237553

 @StatisticsUg  ubos@ubos.org

 Uganda Bureau of Statistics

 [www.ubos.org](http://www.ubos.org)