



UGANDA BUREAU OF STATISTICS

P.O. Box 7186, Kampala; Tel: 0414 – 706000; Fax: 0414 – 237553; Email: ubos@ubos.org; Website:



PRESS RELEASE

PRODUCER PRICE INDICES AND INFLATION MANUFACTURING AND UTILITIES - AUGUST 2022

1.0 Annual Headline Inflation

The Inflation as measured by the Producer Price Index for Manufactured Goods and Utilities for the 12 months to August 2022 increased to 19.6 percent compared to 19.4 percent registered for the year ended July 2022. This was mainly attributed to 20.4 percent increase in the Manufacturing Sector for the year ending August 2022 compared to 20.3 percent registered for the year ended July 2022 as shown in Figure 1.

The main drivers in the Manufacturing sector were the Manufacture of Pharmaceuticals, Medicinal Chemical & Botanical products whose Inflation increased to 4.4 percent for the year ending August 2022 compared to 3.0 percent registered for the year ended July 2022, Manufacture of Food Products increased to 20.9 percent for the year ending August 2022 compared to 20.8 percent registered for the year ended July 2022 and Manufacture of Tobacco Products which increased to 4.7 percent for the year ending August 2022 compared to 3.9 percent registered for the year ended July 2022.

In addition, the Inflation for Utilities increased to 6.4 percent for the year ending August 2022 compared to 6.0 percent registered for the year ended July 2022. This was attributed to 6.8 percent increase in the Inflation of Electricity Power Generation registered in August 2022 compared to 6.3 percent registered in July 2022.

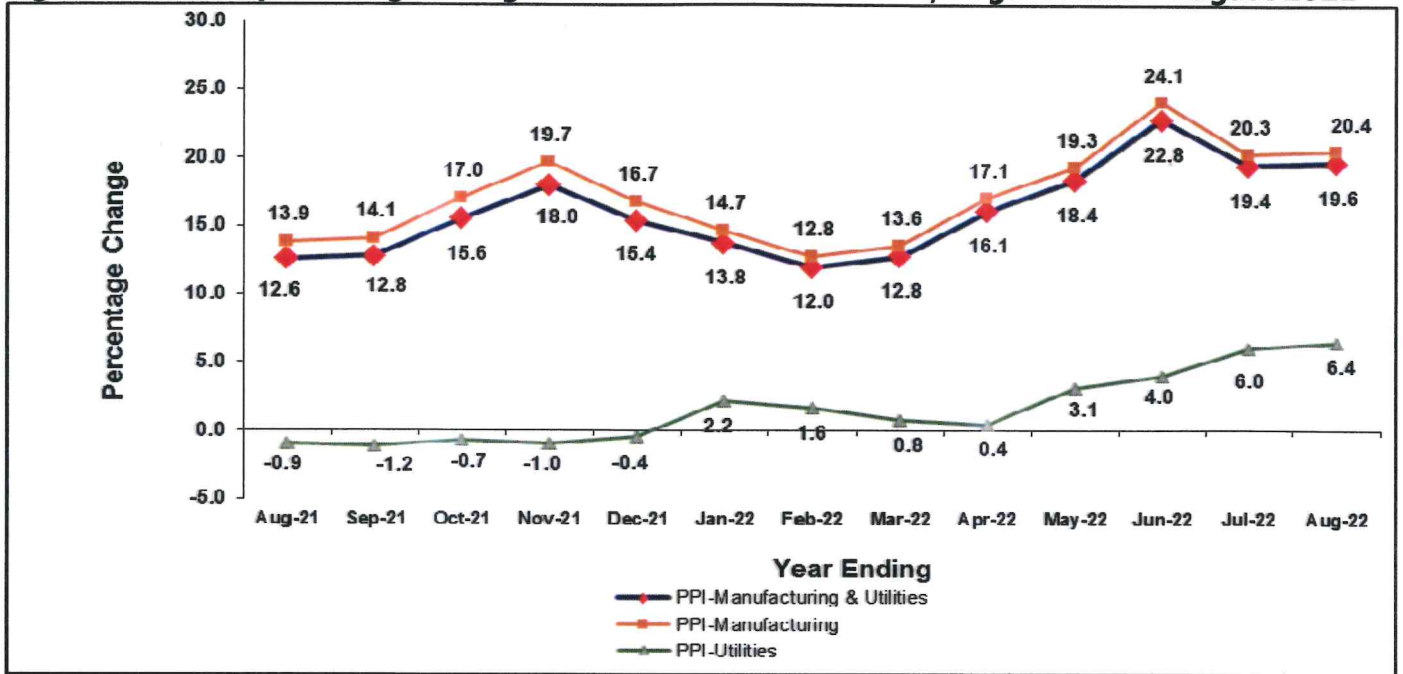
Table 1: Overall PPI-Manufacturing & Utilities and Rates of Inflation (Base: 2009/10)

Month	Overall Index (PPI-M&U)	Inflation
August-2022	243.85	19.6
July-2022	242.62	19.4
June-2022	244.28	22.8
May-2022	240.67	18.4
April-2022	238.23	16.1
March-2022	230.22	12.8
February-2022	221.99	12.0
January-2022	218.17	13.8
December-2021	214.64	15.4
November-2021	215.05	18.0
October-2021	212.36	15.6
September-2021	206.74	12.8
August-2021	203.92	12.6

Aliziki K. Lubega

FOR: EXECUTIVE DIRECTOR

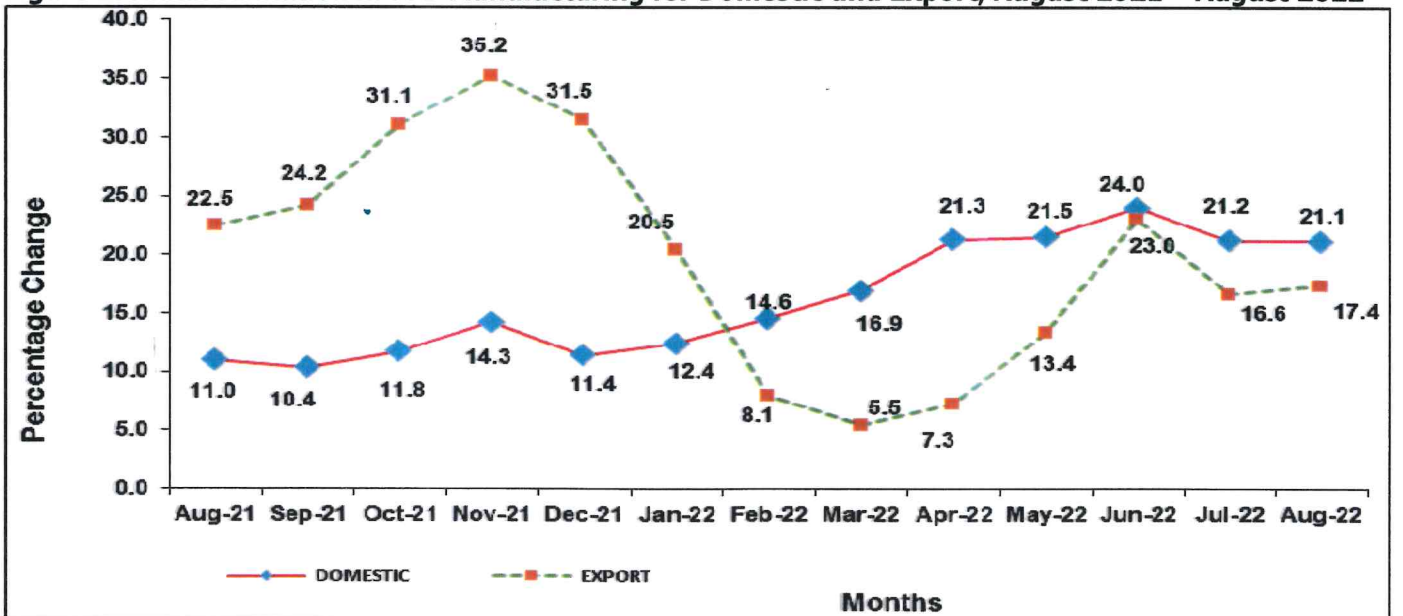
Figure 1: Annual percentage changes in Producer Price Indices, August 2021 – August 2022



The Producer Price Index for Manufactured goods is further disaggregated into goods produced for the local market (Domestic) and for Export. For the Domestic Market, the Inflation as measured by the Producer Price Index for the 12 months to August 2022 decreased to 21.1 percent compared to 21.2 percent registered in July 2022. This was mainly attributed to 7.0 percent Inflation in Manufacture of Basic Metals in August 2022 compared to 7.9 percent registered in July 2022, Manufacture of Furniture registered 0.4 percent in August 2022 compared to 1.0 percent registered in July 2022 as shown in Figure 2.

In addition, the Inflation for Exported Manufactured Products increased to 17.4 percent for the 12 months to August 2022, up from 16.6 percent registered in July 2022 as shown in Figure 2. The main drivers were Manufacture of Food Products inflation which increased to 14.0 percent up from 13.2 percent registered in July 2022 and Manufacture of Tobacco Products Inflation that increased to 7.7 percent in August 2022, up from 6.0 percent in July 2022 as shown in Figure 2.

Figure 2: Annual Inflation in PPI-Manufacturing for Domestic and Export, August 2021 – August 2022



2.0 Monthly Inflation

The Monthly Inflation for Manufactured Goods and Utilities rose by 0.5 percent in August 2022 compared to 0.7 percent drop registered in July 2022. This was attributed to 0.5 percent rise in the commodities under the Manufacturing sector in August 2022 compared to 0.8 percent drop in July 2022. Particularly Inflation of commodities under, Manufacture of Food Products rose by 0.7 percent in August 2022 compared to 1.2 percent drop registered in July 2022.

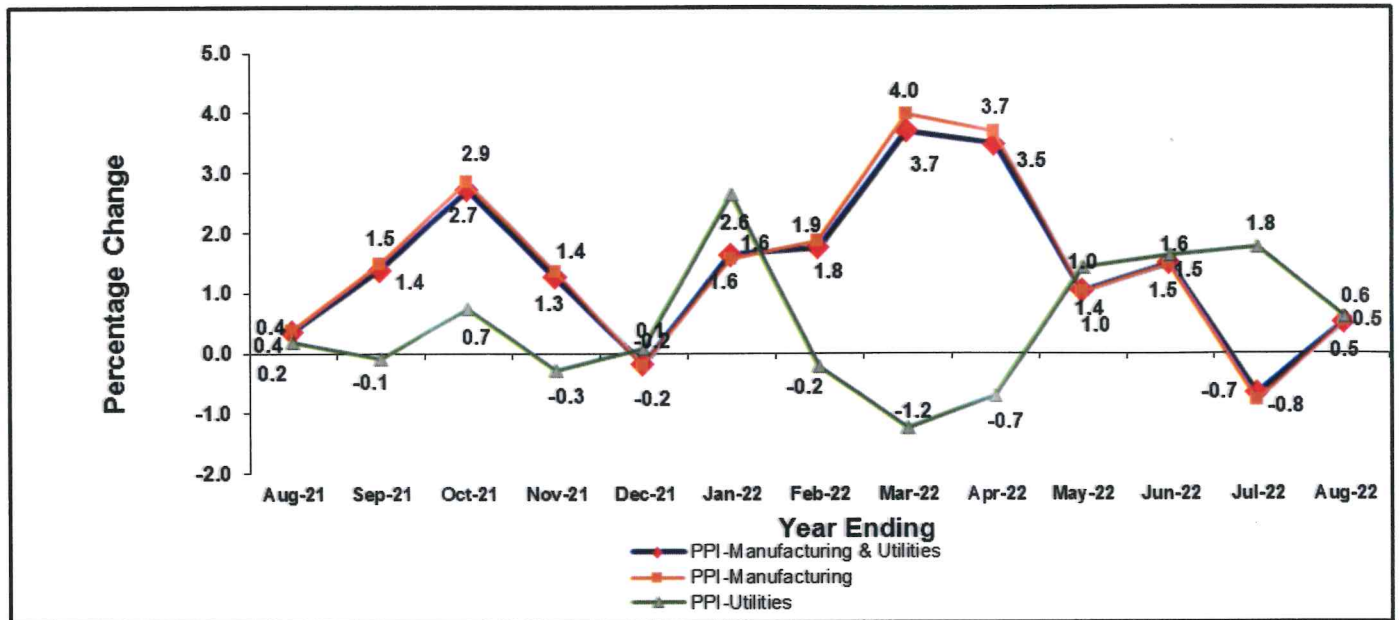
Specifically, Inflation for Processing & Preserving of Fish, Crustaceans and Molluscs rose by 4.4 percent in August 2022 compared to 11.9 percent drop registered in July 2022, Manufacture of Grain Milling Products rose by 1.0 percent in August 2022 compared to 1.2 percent rise registered in July 2022 and Manufacture of Sugar rose by 0.6 percent in August 2022 compared to 2.0 percent rise registered in July 2022.

Table 2: Monthly and Annual Changes in the Producer Price Indices in August 2022

18 ISIC Divisions	Weight	Monthly % Change August 2022	Annual % Change August 2022/ August 2021
MANUFACTURE OF FOOD PRODUCTS	364.96	0.7	20.9
MANUFACTURE OF BEVERAGES	77.51	0.3	5.1
MANUFACTURE OF TOBACCO PRODUCTS	25.34	0.7	4.7
MANUFACTURE OF TEXTILES	19.23	0.0	2.3
MANUFACTURE OF WEARING APPAREL	55.24	0.0	3.0
MANUFACTURE OF LEATHER & RELATED PRODUCTS	15.92	0.9	34.5
MANUFACTURE OF WOOD AND PRODUCTS OF WOOD, CORK, EXCEPT FURNITURE	7.32	0.1	0.8
MANUFACTURE OF PAPER & PAPER PRODUCTS	15.86	0.7	5.2
PRINTING AND REPRODUCTION OF RECORDED MEDIA	25.33	0.0	6.6
MANUFACTURE OF CHEMICALS & CHEMICAL PRODUCTS	72.49	0.2	69.6
MANUFACTURE OF PHARMACEUTICALS, MEDICINAL CHEMICAL & BOTANICAL PRODUCTS	23.74	1.3	4.4
MANUFACTURE OF RUBBER & PLASTIC PRODUCTS	26.45	0.1	5.8
MANUFACTURE OF OTHER NON-METALLIC MINERAL PRODUCTS	137.55	0.2	10.8
MANUFACTURE OF BASIC METALS	14.53	-0.7	7.0
MANUFACTURE OF FABRICATED METAL PRODUCTS, EXCEPT MACHINERY AND EQUIPMENT	10.83	-0.1	2.0
MANUFACTURE OF ELECTRICAL EQUIPMENT	15.24	0.2	-1.7
MANUFACTURE OF FURNITURE	13.87	-0.6	0.4
UTILITIES	78.60	0.6	6.4
Overall	1,000.00	0.5	19.6

In addition, the Inflation for Utilities rose by 0.6 percent in August 2022 compared to 1.8 percent rise registered in July 2022 as shown in Table 2 and Figure 2. This was attributed to Electricity Power Generation Inflation that rose by 0.7 percent in August 2022 compared to 1.2 percent rise registered in July 2022 .

Figure 3: Monthly percentage changes in Producer Price Indices, August 2021 – August 2022



The Monthly Inflation for Exported Manufactured Products rose by 1.4 percent in August 2022 compared to 1.8 percent drop registered in July 2022. This was mainly attributed to the increase in Inflation of commodities under Manufacture of Food Products that rose by 1.5 percent in August 2022 compared to 2.2 percent drop registered in July 2022.

In addition, the Monthly Inflation for goods produced for domestic market rose by 0.1 percent in August 2022 compared to 0.4 percent drop registered in July 2022. This was mainly attributed to a rise in Inflation of Manufacture of Food Products by 0.2 percent in August 2022 compared to 0.5 percent drop registered in July 2022.

Figure 4: Monthly changes in PPI-Manufacturing for Domestic and Export, August 2021 – August 2022

